

SS 300
RFME ESBK 2024
Carrera 2 (12 Laps, 55.9 km.)

Starting Grid

84 J. GARCIA	26	41 M. GARCIA	25	9
22 A. FERNANDEZ	2:04.636 24	8 T. PEDERSEN	2:02.477 23	
34 E. GARCIA	1:59.672 21	17 C. MULOT	2:00.828 22	8
20 L. MOHEDANO	1:59.536 18	92 J. AZNAR	1:59.590 20	
19 L. MOHEDANO	1:58.801 15	95 R. RODRÍGUEZ	1:59.554 19	7
7 G. SIMO	1:58.349 12	78 M. LIMA	1:59.471 17	
35 J. ZAMUDIO	1:59.064 9	28 P. ANASTASI	1:58.914 16	6
5 A. COVARRUBIAS	1:57.555 6	48 M. JESUS	1:58.735 14	
1 G. SANCHEZ	1:56.025 3	18 I. MUÑOZ	1:58.322 11	
		2 N. RIVERA	1:57.888 8	
		31 R. FERNANDEZ	1:57.424 5	
		42 R. JIMENEZ	1:58.615 13	5
		24 M. AGAZZI	1:56.742 10	4
		88 T. MARIN	1:57.572 7	3
		26 D. OCETE	1:56.996 4	2
		61 U. HIDALGO	1:56.495 2	
		79 T. ALONSO	1:57.090 1	1

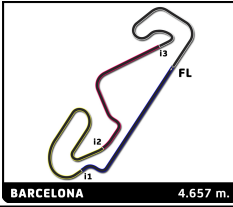
Pole

Director de Carrera:

Rafa Vilarrúbias

Cronometraje

Drenís del Pozo



SS 300
RFME ESBK 2024
Carrera 2 (12 Laps, 55.9 km.)

Classification

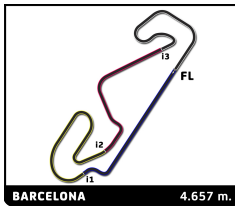
No Rider	Nat	Team	Bike	Tires	Cl.	Laps	Total Time	Gap	Kph	Best Lap		
										Lap	Time	Kph
1 79 Tomas ALONSO	POR	PONS MOTORSPORT ITALIKA RACING	KAWASAKI	Pirelli	K	12	23:31.269	-	142.6	2	1:56.728	143.6
2 1 Gonzalo SANCHEZ	ESP	ARCO MOTOR UNIVERSITY TEAM	YAMAHA	Pirelli	Y	12	23:32.181	+0.912	142.5	2	1:56.590	143.8
3 5 Adrian COVARRUBIAS	ESP			Pirelli	K	12	23:32.247	+0.978	142.5	2	1:56.476	143.9
4 61 Uriel HIDALGO	ESP	DEZA - BOX 77 RACING TEAM	KAWASAKI	Pirelli	K	12	23:32.562	+1.293	142.4	6	1:56.796	143.5
5 18 Ivan MUÑOZ	ESP		KAWASAKI	Pirelli	K	12	23:35.704	+4.435	142.1	11	1:56.965	143.3
6 88 Tomas MARIN	COL	DEZA-BOX77 RACING TEAM	KAWASAKI	Pirelli	K	12	23:40.945	+9.676	141.6	3	1:57.156	143.1
7 31 Roberto FERNANDEZ	ESP	I+DENT JUNIOR RACING TEAM	YAMAHA	Pirelli	Y	12	23:40.998	+9.729	141.6	4	1:57.181	143.1
8 26 Daniel OCETE	ESP	I+DENT JUNIOR RACING TEAM	YAMAHA	Pirelli	Y	12	23:41.001	+9.732	141.6	5	1:57.140	143.1
9 24 Michel AGAZZI	ITA	YAMAHA MS RACING	YAMAHA	Pirelli	Y	12	23:41.280	+10.011	141.6	5	1:57.285	142.9
10 2 Natalia RIVERA	ESP	ARCO SASH MOTOR UNIVERSITY TEAM	YAMAHA	Pirelli	Y	12	23:41.291	+10.022	141.5	4	1:57.047	143.2
11 35 Jose Emiliano ZAMUDIO	MEX	PONS MOTORSPORT ITALIKA RACING	KAWASAKI	Pirelli	K	12	23:48.901	+17.632	140.8	4	1:57.215	143.0
12 19 Lorenzo MOHEDANO	ESP		KAWASAKI	Pirelli	K	12	23:58.392	+27.123	139.9	3	1:58.039	142.0
13 92 Joel AZNAR	ESP	ILUSIÓN TEAM	KAWASAKI	Pirelli	K	12	23:58.399	+27.130	139.9	3	1:58.414	141.6
14 28 Pietro ANASTASI	SUI		YAMAHA	Pirelli	Y	12	23:58.594	+27.325	139.8	6	1:58.350	141.7
15 7 Guerau SIMO	ESP	I+DENT RACING TEAM	YAMAHA	Pirelli	Y	12	23:58.973	+27.704	139.8	3	1:58.099	142.0
16 42 Rosa JIMENEZ	ESP	ADN VG RACING	KAWASAKI	Pirelli	K	12	23:58.990	+27.721	139.8	7	1:58.874	141.0
17 78 Martim LIMA	POR	DEZA-BOX 77 RACING TEAM	KAWASAKI	Pirelli	K	12	24:06.014	+34.745	139.1	6	1:58.595	141.4
18 34 Erik GARCIA	ESP		KAWASAKI	Pirelli	K	12	24:09.673	+38.404	138.8	3	1:58.576	141.4
19 48 Martim JESUS	POR	TEAM MOTOCLUBE LOULÉ	KAWASAKI	Pirelli	K	12	24:13.309	+42.040	138.4	3	1:58.742	141.2
20 20 Lucas MOHEDANO	ESP		KAWASAKI	Pirelli	K	12	24:23.128	+51.859	137.5	4	2:00.798	138.8
21 8 Tobias Richardt PEDERSEN	DEN		KAWASAKI	Pirelli	K	12	24:23.186	+51.917	137.5	7	2:00.800	138.8
22 17 Carla MULOT	FRA		YAMAHA	Pirelli	Y	12	24:44.124	+1:12.855	135.6	11	2:02.331	137.0
23 22 Aroa FERNANDEZ	ESP	I+DENT JUNIOR RACING TEAM	YAMAHA	Pirelli	Y	12	24:47.552	+1:16.283	135.2	6	2:03.143	136.1
Not classified												
41 Marc GARCIA	ESP	KOVE RACING TEAM		Pirelli		12	23:53.127			3	1:55.968	144.6
84 Julio GARCIA	ESP	KOVE RACING TEAM		Pirelli		12	23:53.158			3	1:56.037	144.5
95 Ricardo RODRÍGUEZ	MEX	PONS MOTORSPORT ITALIKA RACING	KAWASAKI	Pirelli	K	1	2:04.473					

Pole Position:	Tomas ALONSO	1:57.090	143.2 Kph
Fastest Lap:	Lap3 Marc GARCIA	1:55.968	144.6 Kph

Published at:

Track Status: **DRY**

Director de Carrera: Rafa Vilarrúbias	Cronometraje Drenis del Pozo
---	--



SS 300
RFME ESBK 2024
Carrera 2 (12 Laps, 55.9 km.)

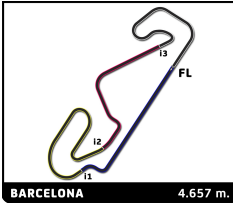
Classification by Class

No	Rider	Nat	Team	Bike	Laps	Total Time	Gap	Kph	Best Lap			
									Lap	Time	Kph	
K												
1	79 Tomas ALONSO	POR	PONS MOTORSPORT ITALIKA RACING	KAWASAKI	12	23:31.269		142.6	2	1:56.728	143.6	
2	5 Adrian COVARRUBIAS	ESP			12	23:32.247	+0.978	142.5	2	1:56.476	143.9	
3	61 Uriel HIDALGO	ESP	DEZA - BOX 77 RACING TEAM	KAWASAKI	12	23:32.562	+1.293	142.4	6	1:56.796	143.5	
4	18 Ivan MUÑOZ	ESP			12	23:35.704	+4.435	142.1	11	1:56.965	143.3	
5	88 Tomas MARIN	COL	DEZA-BOX77 RACING TEAM	KAWASAKI	12	23:40.945	+9.676	141.6	3	1:57.156	143.1	
6	35 Jose Emiliano ZAMUDIO	MEX	PONS MOTORSPORT ITALIKA RACING	KAWASAKI	12	23:48.901	+17.632	140.8	4	1:57.215	143.0	
7	19 Lorenzo MOHEDANO	ESP			12	23:58.392	+27.123	139.9	3	1:58.039	142.0	
8	92 Joel AZNAR	ESP	ILUSIÓN TEAM	KAWASAKI	12	23:58.399	+27.130	139.9	3	1:58.414	141.6	
9	42 Rosa JIMENEZ	ESP	ADN VG RACING	KAWASAKI	12	23:58.990	+27.721	139.8	7	1:58.874	141.0	
10	78 Martim LIMA	POR	DEZA-BOX 77 RACING TEAM	KAWASAKI	12	24:06.014	+34.745	139.1	6	1:58.595	141.4	
11	34 Erik GARCIA	ESP			12	24:09.673	+38.404	138.8	3	1:58.576	141.4	
12	48 Martim JESUS	POR	TEAM MOTOCLUBE LOULÉ	KAWASAKI	12	24:13.309	+42.040	138.4	3	1:58.742	141.2	
13	20 Lucas MOHEDANO	ESP			12	24:23.128	+51.859	137.5	4	2:00.798	138.8	
14	8 Tobias Richardt PEDERSEN	DEN			12	24:23.186	+51.917	137.5	7	2:00.800	138.8	
Not classified												
	95 Ricardo RODRÍGUEZ	MEX	PONS MOTORSPORT ITALIKA RACING	KAWASAKI	1	2:04.473	11 Laps					
Y												
1	1 Gonzalo SANCHEZ	ESP	ARCO MOTOR UNIVERSITY TEAM	YAMAHA	12	23:32.181		142.5	2	1:56.590	143.8	
2	31 Roberto FERNANDEZ	ESP	I+DENT JUNIOR RACING TEAM	YAMAHA	12	23:40.998	+8.817	141.6	4	1:57.181	143.1	
3	26 Daniel OCETE	ESP	I+DENT JUNIOR RACING TEAM	YAMAHA	12	23:41.001	+8.820	141.6	5	1:57.140	143.1	
4	24 Michel AGAZZI	ITA	YAMAHA MS RACING	YAMAHA	12	23:41.280	+9.099	141.6	5	1:57.285	142.9	
5	2 Natalia RIVERA	ESP	ARCO SASH MOTOR UNIVERSITY TEAM	YAMAHA	12	23:41.291	+9.110	141.5	4	1:57.047	143.2	
6	28 Pietro ANASTASI	SUI			12	23:58.594	+26.413	139.8	6	1:58.350	141.7	
7	7 Guerau SIMO	ESP	I+DENT RACING TEAM	YAMAHA	12	23:58.973	+26.792	139.8	3	1:58.099	142.0	
8	17 Carla MULOT	FRA			12	24:44.124	+1'11.943	135.6	11	2:02.331	137.0	
9	22 Aroa FERNANDEZ	ESP	I+DENT JUNIOR RACING TEAM	YAMAHA	12	24:47.552	+1'15.371	135.2	6	2:03.143	136.1	

Published at:

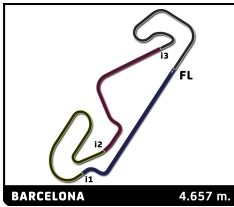
Track Status: **DRY**

<p>Director de Carrera: Rafa Vilarrúbias</p>	<p>Cronometraje Drenís del Pozo</p>
---	--



SS 300
RFME ESBK 2024
Carrera 2
Lap Chart

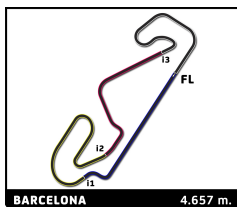
No	Pos	Grid	Lap											
			1	2	3	4	5	6	7	8	9	10	11	12
79	1	79	1	1	79	1	79	79	61	79	79	61	5	79
61	2	61	61	79	61	79	1	61	5	61	61	79	61	1
1	3	1	79	61	1	5	61	5	79	5	5	5	79	5
26	4	26	31	5	5	61	5	1	1	1	1	1	1	61
31	5	31	5	31	88	88	88	24	26	24	24	84	84	18
5	6	5	88	88	31	31	31	88	24	18	18	41	41	88
88	7	88	24	24	24	18	24	26	18	31	31	18	18	31
2	8	2	35	35	26	24	26	31	31	35	26	24	24	26
35	9	35	26	26	18	35	18	18	35	26	35	26	26	24
24	10	24	2	18	35	26	35	35	88	88	41	88	88	2
18	11	18	18	2	2	2	2	2	2	2	84	31	31	35
7	12	7	42	42	42	48	84	84	84	84	2	2	2	41
42	13	42	48	48	48	42	41	41	41	41	88	35	35	84
48	14	48	95	92	19	19	48	7	7	28	7	7	28	19
19	15	19	34	34	92	34	42	48	48	7	92	28	42	92
28	16	28	92	19	34	7	19	34	42	92	28	19	19	28
78	17	78	19	7	7	92	34	42	34	19	19	92	92	7
20	18	20	78	78	78	41	7	28	28	42	42	42	7	42
95	19	95	7	28	28	84	28	19	19	34	78	78	78	78
92	20	92	28	20	84	28	92	92	92	78	34	34	34	34
34	21	34	8	8	41	78	78	78	78	48	48	48	48	48
17	22	17	20	84	20	20	20	20	20	8	8	20	8	20
8	23	8	17	41	8	8	8	8	8	20	20	8	20	8
22	24	22	22	17	17	17	17	17	17	17	17	17	17	17
41	25	41	41	22	22	22	22	22	22	22	22	22	22	22
84	26	84	84											



SS 300
RFME ESBK 2024
Carrera 2

Best Sector Times

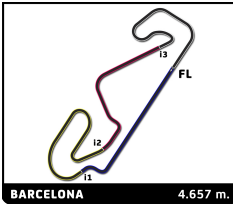
Sector 1			Sector 2			Sector 3			Pos	No Rider	Ideal Lap	Best Lap
Pos	No Rider	Time	No Rider	Time	No Rider	Time						
1	41 M.GARCIA	21.503	84 J.GARCIA	35.294	84 J.GARCIA	24.453	1	84 J.GARCIA	1:55.470	1:56.037	(2)	
2	1 G.SANCHEZ	21.547	41 M.GARCIA	35.408	24 M.AGAZZI	24.588	2	41 M.GARCIA	1:55.843	1:55.968	(1)	
3	84 J.GARCIA	21.562	61 U.HIDALGO	35.493	79 T.ALONSO	24.589	3	61 U.HIDALGO	1:55.921	1:56.796	(6)	
4	26 D.OCETE	21.567	18 I.MUÑOZ	35.543	61 U.HIDALGO	24.605	4	26 D.OCETE	1:55.974	1:57.140	(9)	
5	5 A.COVARRUBIAS	21.593	1 G.SANCHEZ	35.569	26 D.OCETE	24.609	5	1 G.SANCHEZ	1:56.116	1:56.590	(4)	
6	61 U.HIDALGO	21.660	31 R.FERNANDEZ	35.600	41 M.GARCIA	24.706	6	79 T.ALONSO	1:56.156	1:56.728	(5)	
7	24 M.AGAZZI	21.669	26 D.OCETE	35.621	18 I.MUÑOZ	24.720	7	5 A.COVARRUBIAS	1:56.223	1:56.476	(3)	
8	35 J.ZAMUDIO	21.679	5 A.COVARRUBIAS	35.645	5 A.COVARRUBIAS	24.734	8	24 M.AGAZZI	1:56.324	1:57.285	(13)	
9	18 I.MUÑOZ	21.752	2 N.RIVERA	35.649	88 T.MARIN	24.753	9	18 I.MUÑOZ	1:56.407	1:56.965	(7)	
10	79 T.ALONSO	21.758	79 T.ALONSO	35.655	1 G.SANCHEZ	24.763	10	35 J.ZAMUDIO	1:56.580	1:57.215	(12)	
11	2 N.RIVERA	21.859	24 M.AGAZZI	35.665	31 R.FERNANDEZ	24.779	11	31 R.FERNANDEZ	1:56.682	1:57.181	(11)	
12	88 T.MARIN	21.875	88 T.MARIN	35.711	35 J.ZAMUDIO	24.793	12	88 T.MARIN	1:56.747	1:57.156	(10)	
13	7 G.SIMO	21.910	35 J.ZAMUDIO	35.782	2 N.RIVERA	24.889	13	2 N.RIVERA	1:56.822	1:57.047	(8)	
14	31 R.FERNANDEZ	21.919	19 L.MOHEDANO	35.964	19 L.MOHEDANO	24.946	14	7 G.SIMO	1:57.823	1:58.099	(15)	
15	28 P.ANASTASI	21.934	28 P.ANASTASI	36.068	92 J.AZNAR	24.953	15	19 L.MOHEDANO	1:57.848	1:58.039	(14)	
16	42 R.JIMENEZ	22.012	78 M.LIMA	36.118	28 P.ANASTASI	25.014	16	28 P.ANASTASI	1:57.867	1:58.350	(16)	
17	48 M.JESUS	22.114	92 J.AZNAR	36.121	42 R.JIMENEZ	25.023	17	92 J.AZNAR	1:58.121	1:58.414	(17)	
18	19 L.MOHEDANO	22.115	7 G.SIMO	36.175	34 E.GARCIA	25.024	18	42 R.JIMENEZ	1:58.238	1:58.874	(21)	
19	92 J.AZNAR	22.120	42 R.JIMENEZ	36.187	78 M.LIMA	25.042	19	78 M.LIMA	1:58.249	1:58.595	(19)	
20	78 M.LIMA	22.136	48 M.JESUS	36.187	7 G.SIMO	25.098	20	34 E.GARCIA	1:58.342	1:58.576	(18)	
21	95 R.RODRIGUEZ	22.221	95 R.RODRIGUEZ	36.200	95 R.RODRIGUEZ	25.203	21	48 M.JESUS	1:58.418	1:58.742	(20)	
22	34 E.GARCIA	22.261	34 E.GARCIA	36.229	48 M.JESUS	25.220	22	95 R.RODRIGUEZ	1:58.796			
23	8 T.PEDERSEN	22.510	20 L.MOHEDANO	36.700	8 T.PEDERSEN	25.563	23	20 L.MOHEDANO	2:00.425	2:00.798	(22)	
24	20 L.MOHEDANO	22.528	8 T.PEDERSEN	36.846	20 L.MOHEDANO	25.720	24	8 T.PEDERSEN	2:00.461	2:00.800	(23)	
25	17 C.MULOT	22.867	17 C.MULOT	37.104	17 C.MULOT	26.126	25	17 C.MULOT	2:01.970	2:02.331	(24)	
26	22 A.FERNANDEZ	23.238	22 A.FERNANDEZ	37.279	22 A.FERNANDEZ	26.292	26	22 A.FERNANDEZ	2:02.745	2:03.143	(25)	



SS 300
RFME ESBK 2024
Carrera 2

Best Top Speed

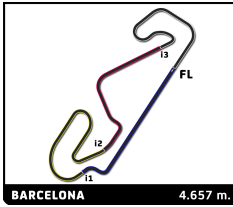
No Rider	Team	Class	Top 1		Top 2		Top 3		Top 4		Top 5		Avg
			Kph	Lap	Kph	Lap	Kph	Lap	Kph	Lap	Kph	Lap	
84 Julio GARCIA	KOVE RACING TEAM		214.4	5	211.1	4	207.9	9	207.5	2	206.3	10	209.4
28 Pietro ANASTASI		Y	212.8	5	211.1	3	207.5	4	207.1	7	207.1	6	209.1
2 Natalia RIVERA	ARCO SASH MOTOR UNIVERSITY TEAM	Y	212.3	3	210.7	8	208.7	7	208.3	6	207.9	4	209.6
24 Michel AGAZZI	YAMAHA MS RACING	Y	211.5	3	205.9	2	205.5	11	204.7	5	204.7	4	206.5
88 Tomas MARIN	DEZA-BOX77 RACING TEAM	K	211.5	10	210.3	2	208.7	8	207.5	11	206.3	3	208.9
41 Marc GARCIA	KOVE RACING TEAM		210.7	2	209.9	5	208.3	4	207.9	3	207.5	9	208.9
42 Rosa JIMENEZ	ADN VG RACING	K	210.7	7	209.1	9	209.1	2	205.5	5	204.0	10	207.7
79 Tomas ALONSO	PONS MOTORSPORT ITALIKA RACING	K	210.7	3	205.5	2	204.7	12	202.5	6	201.7	9	205.0
78 Martim LIMA	DEZA-BOX 77 RACING TEAM	K	210.3	5	209.9	3	207.9	6	206.3	4	205.5	2	208.0
92 Joel AZNAR	ILUSIÓN TEAM	K	210.3	9	209.9	7	207.9	5	206.3	3	205.9	6	208.1
18 Ivan MUÑOZ		K	209.9	3	208.7	2	207.1	12	207.1	4	206.7	7	207.9
35 Jose Emiliano ZAMUDIO	PONS MOTORSPORT ITALIKA RACING	K	209.9	6	209.5	11	207.5	3	206.7	7	206.3	4	208.0
5 Adrian COVARRUBIAS		K	208.3	2	207.1	6	207.1	5	206.3	4	205.9	10	206.9
7 Guerau SIMO	I+DENT RACING TEAM	Y	208.3	6	207.5	2	206.3	9	205.5	4	205.1	12	206.5
26 Daniel OCETE	I+ DENT JUNIOR RACING TEAM	Y	207.9	2	206.7	12	206.3	3	204.7	5	204.4	6	206.0
31 Roberto FERNANDEZ	I+DENT JUNIOR RACING TEAM	Y	207.9	11	207.1	4	205.5	5	205.5	2	201.3	12	205.5
8 Tobias Richardt PEDERSEN		K	207.1	3	205.5	8	205.1	2	202.1	5	201.7	7	204.3
61 Uriel HIDALGO	DEZA - BOX 77 RACING TEAM	K	207.1	2	206.3	3	205.9	5	204.7	6	204.0	10	205.6
19 Lorenzo MOHEDANO		K	206.3	9	204.7	2	204.0	4	202.1	10	202.1	5	203.8
1 Gonzalo SANCHEZ	ARCO MOTOR UNIVERSITY TEAM	Y	205.9	12	205.9	4	205.1	10	203.6	6	203.2	5	204.7
48 Martim JESUS	TEAM MOTOCULUBE LOULÉ	K	205.1	4	204.7	2	202.8	3	201.7	7	199.5	6	202.8
20 Lucas MOHEDANO		K	202.8	3	201.3	12	201.3	2	196.6	9	195.9	11	199.6
34 Erik GARCIA		K	202.5	3	202.5	2	202.1	10	202.1	5	201.7	6	202.2
17 Carla MULOT		Y	202.1	2	201.0	3	197.7	4	196.6	12	196.6	5	198.8
22 Aroa FERNANDEZ	I+DENT JUNIOR RACING TEAM	Y	199.5	2	196.2	3	195.2	10	194.5	11	194.1	4	195.9
95 Ricardo RODRÍGUEZ	PONS MOTORSPORT ITALIKA RACING	K	183.3	1									183.3



SS 300
RFME ESBK 2024
Carrera 2

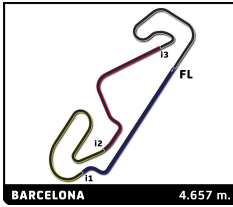
Fastest Lap Sequence

Elapsed	No Rider	Team	Bike	Class	Time	Kph	Lap
3:56.150	1 Gonzalo SANCHEZ	ARCO MOTOR UNIVERSITY TEAM	YAMAHA	Y	1:56.590	143.8	2
3:56.886	5 Adrian COVARRUBIAS			K	1:56.476	143.9	2
4:09.164	84 Julio GARCIA	KOVE RACING TEAM			1:56.357	144.1	2
6:05.201	84 Julio GARCIA	KOVE RACING TEAM			1:56.037	144.5	3
6:05.269	41 Marc GARCIA	KOVE RACING TEAM			1:55.968	144.6	3



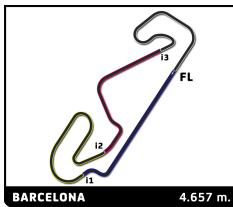
SS 300 RFME ESBK 2024 Carrera 2 Sector Analysis

_ Invalidated Lap							■ Personal Best							■ Session Best							B Crossing the pit lane						
Lap	Time	Sector 1	Sector 2	Sector 3	Sector 4	T.Spd	Lap	Time	Sector 1	Sector 2	Sector 3	Sector 4	T.Spd	Lap	Time	Sector 1	Sector 2	Sector 3	Sector 4	T.Spd	Lap	Time	Sector 1	Sector 2	Sector 3	Sector 4	T.Spd
7	1:58.118	22.344	35.914	25.170	34.690	200.2	4	1:59.673	22.209	36.658	25.522	35.284	204.0	10	2:00.333	22.492	36.397	25.907	35.537	202.1	10	2:00.333	22.492	36.397	25.907	35.537	202.1
8	1:58.951	23.032	36.298	24.784	34.837	201.0	5	1:59.636	22.821	36.680	24.946	35.189	202.1	11	1:59.901	22.482	36.228	25.736	35.455	198.4	11	1:59.901	22.482	36.228	25.736	35.455	198.4
9	1:58.624	22.784	35.975	24.959	34.906	198.4	6	1:59.643	22.396	37.071	25.086	35.090	201.0	12	2:00.003	22.723	36.579	25.411	35.290	197.7	12	2:00.003	22.723	36.579	25.411	35.290	197.7
10	1:58.384	23.087	35.697	25.058	34.542	198.8	7	1:58.992	22.312	36.550	25.014	35.116	200.6	24 Michel AGAZZI ITA YAMAHA MS RACING YAMAHA													
11	1:58.812	22.238	36.215	25.304	35.055	200.6	8	1:59.115	22.344	36.718	25.040	35.013	199.1	1 2:01.375 25.419 36.479 25.075 34.402 181.2													
12	1:59.336	22.188	36.536	25.261	35.351	206.7	9	1:59.467	22.373	36.299	25.301	35.494	206.3	2 1:57.949 22.066 35.965 25.311 34.607 205.9													
92 Joel AZNAR ESP ILUSIÓN TEAM KAWASAKI																											
1 2:04.739 27.040 37.197 25.279 35.223 182.1																											
2 1:58.613 22.124 36.314 25.091 35.084 205.1																											
3 1:58.414 22.120 36.414 24.953 34.927 206.3																											
4 1:59.958 22.372 36.594 25.539 35.453 204.7																											
5 2:00.528 22.721 36.969 25.799 35.039 207.9																											
6 1:58.634 22.155 36.121 25.224 35.134 205.9																											
7 1:58.969 22.224 36.186 25.102 35.457 209.9																											
8 1:58.771 22.342 36.187 24.978 35.264 204.7																											
9 1:59.252 22.253 36.181 25.417 35.401 210.3																											
10 2:00.691 22.330 36.592 26.654 35.115 202.8																											
11 1:59.905 22.756 36.329 25.459 35.361 198.4																											
12 1:59.925 22.515 36.598 25.526 35.286 200.2																											
28 Pietro ANASTASI SUI YAMAHA																											
1 2:06.368 27.207 37.993 25.757 35.411 182.4																											
2 1:58.720 22.422 36.068 25.182 35.048 205.9																											
3 1:58.590 22.136 36.295 25.308 34.851 211.1																											
4 1:58.436 21.934 36.253 25.358 34.891 207.5																											
5 1:59.917 22.575 36.835 25.625 34.882 212.8																											
6 1:58.350 22.107 36.154 25.116 34.973 207.1																											
7 1:58.966 22.294 36.400 25.111 35.161 207.1																											
8 1:58.946 22.449 36.316 25.014 35.167 206.7																											
9 1:59.608 22.446 36.163 25.542 35.457 201.3																											
10 2:00.400 22.504 36.499 25.924 35.473 202.1																											
11 1:59.898 22.195 36.264 25.995 35.444 199.9																											
12 2:00.395 22.661 36.560 25.745 35.429 200.2																											
7 Guerau SIMO ESP I+DENT RACING TEAM YAMAHA																											
1 2:05.455 26.689 37.686 25.485 35.595 178.5																											
2 1:58.991 22.128 36.635 25.292 34.936 207.5																											
3 1:58.099 21.910 36.251 25.151 34.787 204.4																											
4 1:58.869 22.067 36.429 25.247 35.126 205.5																											
5 1:59.706 22.981 36.987 25.098 34.640 200.2																											
6 1:58.504 22.106 36.231 25.285 34.882 208.3																											
7 1:59.001 22.509 36.344 25.248 34.900 197.3																											
8 1:59.670 22.619 36.282 25.626 35.143 199.5																											
9 1:59.339 22.281 36.592 25.304 35.162 206.3																											
10 2:00.573 22.665 36.531 25.901 35.476 196.6																											
11 2:00.597 22.513 36.175 25.903 36.006 201.7																											
12 2:00.169 22.614 36.551 25.391 35.613 205.1																											
42 Rosa JIMENEZ ESP ADN VG RACING KAWASAKI																											
1 2:05.025 26.850 36.860 25.571 35.744 182.7																											
2 1:58.565 22.336 36.409 24.997 34.823 204.7																											
3 1:58.039 22.115 35.964 25.020 34.940 199.9																											
2 Natalia RIVERA ESP ARCO SASH MOTOR UNIVERSITY TEA YAMAHA																											
1 2:02.242 25.934 36.322 25.194 34.792 179.1																											
2 1:57.668 21.978 35.741 25.215 34.734 207.1																											
3 1:57.681 21.994 36.149 25.103 34.435 212.3																											
4 1:57.047 21.859 35.649 24.928 34.611 207.9																											
5 1:57.622 22.057 35.925 24.996 34.644 207.1																											
6 1:57.198 21.883 35.836 25.054 34.425 208.3																											
7 1:58.309 22.313 36.529 24.994 34.473 208.7																											
8 1:58.372 22.270 36.285 25.098 34.719 210.7																											
9 1:58.842 22.149 36.433 24.977 35.283 201.7																											
10 1:59.029 22.784 36.122 24.889 35.234 205.9																											
11 1:57.898 22.146 35.928 24.900 34.924 207.1																											
12 1:59.383 22.199 36.867 25.120 35.197 204.0																											
35 Jose Emiliano ZAMUDIO MEX PONS MOTORSPORT ITALIKA RACING KAWASAKI																											
1 2:01.475 26.006 36.053 25.090 34.326 177.4																											
2 1:57.952 22.148 35.971 25.251 34.582 203.2																											
3 1:57.533 22.061 35.985 25.065 34.422 207.5																											
4 1:57.215 21.679 35.950 24.914 34.672 206.3																											
5 1:57.601 22.322 35.782 24.916 34.581 205.5																											
6 1:57.473 21.867 35.820 24.793 34.993 209.9																											
7 1:58.160 22.310 36.157 25.008 34.685 206.7																											
8 1:58.375 22.257 36.118 24.912 35.088 205.9																											
9 1:58.802 22.252 36.400 25.144 35.006 203.2																											
10 1:59.608 22.372 36.098 25.193 35.945 201.0																											
11 2:01.227 22.392 36.995 25.920 35.920 209.5																											
12 2:03.480 22.721 37.673 26.349 36.737 202.1																											
19 Lorenzo MOHEDANO ESP KAWASAKI																											
1 2:05.025 26.850 36.860 25.571 35.744 182.7																											
2 1:58.565 22.336 36.409 24.997 34.823 204.7																											
3 1:58.039 22.115 35.964 25.020 34.940 199.9																											



SS 300
RFME ESBK 2024
Carrera 2
Sector Analysis

Lap	Time	Sector 1	Sector 2	Sector 3	Sector 4	T.Sp	Lap	Time	Sector 1	Sector 2	Sector 3	Sector 4	T.Sp
10	2:03.245	23.238	37.455	26.514	36.038	195.2							
11	2:04.056	23.239	37.692	26.683	36.442	194.5							
12	2:03.786	23.341	37.413	26.717	36.315	192.8							
41	Marc GARCIA ESP												
	KOVE RACING TEAM												
1	2:12.739	37.514	35.804	24.986	34.435	151.6							
2	1:56.562	21.637	35.567	25.115	34.243	210.7							
3	1:55.968	21.565	35.408	24.761	34.234	207.9							
4	1:56.547	21.577	35.480	24.706	34.784	208.3							
5	1:56.469	21.755	35.491	24.924	34.299	209.9							
6	1:56.600	21.820	35.598	24.870	34.312	202.5							
7	1:56.338	21.710	35.516	24.846	34.266	204.4							
8	1:56.319	21.870	35.432	24.791	34.226	202.5							
9	1:57.095	21.503	35.876	24.739	34.977	207.5							
10	1:56.544	21.779	35.475	24.924	34.366	203.2							
11	1:57.137	21.938	35.724	24.941	34.534	202.5							
12	2:14.809B	21.752	35.845	24.761	52.451	206.3							
84	Julio GARCIA ESP												
	KOVE RACING TEAM												
1	2:12.807	37.834	35.859	24.758	34.356	150.6							
2	1:56.357	21.663	35.598	24.935	34.161	207.5							
3	1:56.037	21.772	35.598	24.453	34.214	205.5							
4	1:56.681	21.805	35.541	24.560	34.775	211.1							
5	1:56.331	21.563	35.748	24.699	34.321	214.4							
6	1:56.556	22.050	35.520	24.700	34.286	203.2							
7	1:56.406	22.178	35.294	24.640	34.294	202.8							
8	1:56.252	22.046	35.513	24.509	34.184	202.5							
9	1:57.324	21.742	35.943	24.689	34.950	207.9							
10	1:56.321	21.562	35.690	24.735	34.334	206.3							
11	1:57.226	22.152	35.515	25.066	34.493	204.4							
12	2:14.860B	21.936	35.571	24.876	52.477	203.2							
95	Ricardo RODRÍGUEZ MEX												
	PONS MOTORSPORT ITALIKA RACING KAWASAKI												
1	2:04.473	27.068	36.972	25.261	35.172	183.3							



SS 300
RFME ESBK 2024
Carrera 2

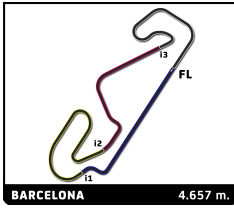
Analysis by lap

Lapped ■

No	Lap Time	Gap	No	Lap Time	Gap	No	Lap Time	Gap	No	Lap Time	Gap	No	Lap Time	Gap
18	1:56.965	4.566												
24	1:58.811	6.972												
26	1:58.812	7.628												
88	1:58.354	7.669												
31	1:57.930	7.819												
2	1:57.898	7.871												
35	2:01.227	11.384												
28	1:59.898	24.162												
42	1:59.482	24.203												
19	1:59.901	24.352												
92	1:59.905	24.437												
7	2:00.597	24.767												
78	2:02.093	28.514												
34	2:03.342	32.492												
48	2:02.978	35.736												
8	2:02.348	48.155												
20	2:02.538	48.262												
17	2:02.331	1:06.957												
22	2:04.056	1:09.729												

Lap 12

79	1:56.990	
1	1:57.688	0.912
5	1:58.210	0.978
61	1:58.519	1.293
18	1:57.101	4.435
88	1:59.239	9.676
31	1:59.142	9.729
26	1:59.336	9.732
24	2:00.271	10.011
2	1:59.383	10.022
35	2:03.480	17.632
41	2:14.809	21.858
84	2:14.860	21.889
19	2:00.003	27.123
92	1:59.925	27.130
28	2:00.395	27.325
7	2:00.169	27.704
42	2:00.750	27.721
78	2:03.463	34.745
34	2:03.144	38.404
48	2:03.536	42.040
20	2:00.829	51.859
8	2:00.994	51.917
17	2:03.130	1:12.855
22	2:03.786	1:16.283

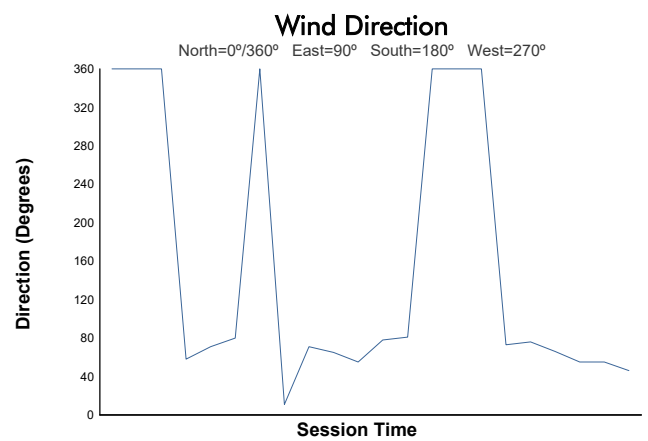
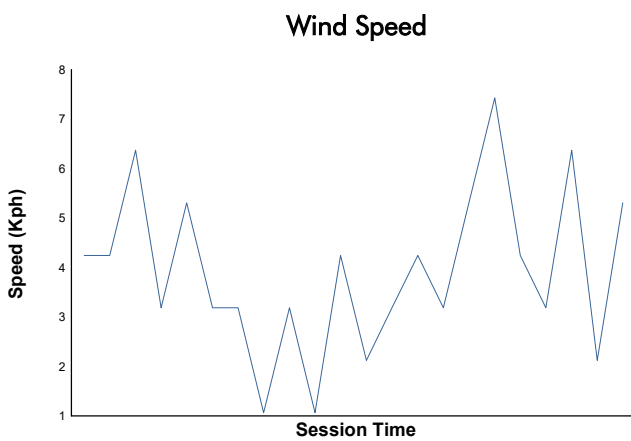
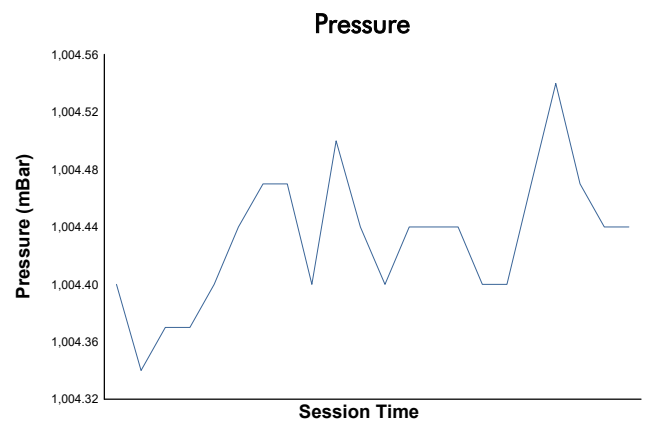
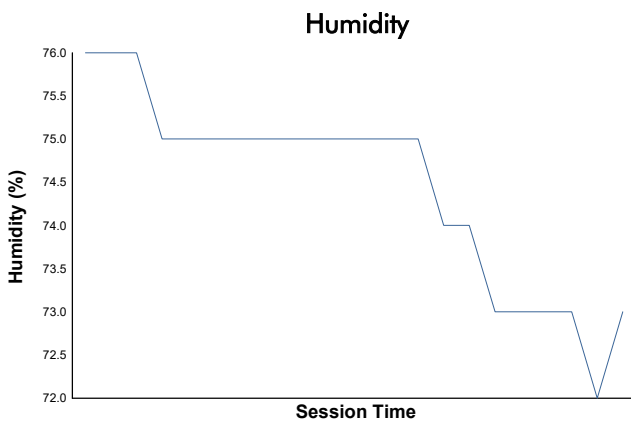
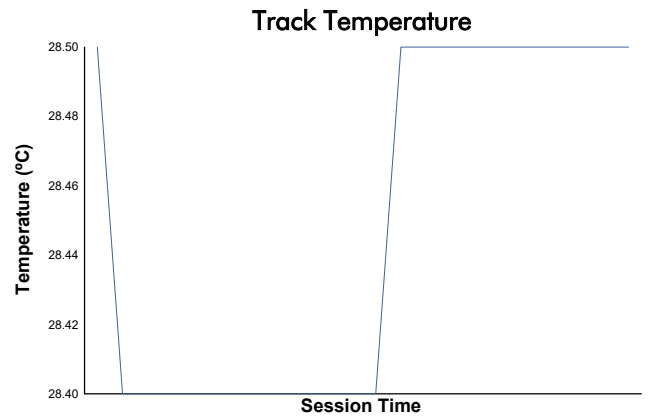
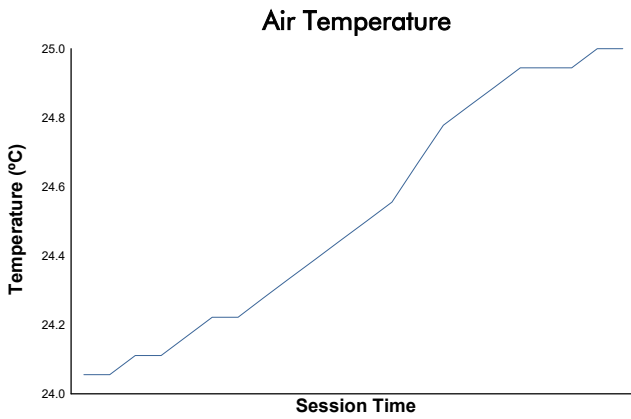


RFME ESBK 2024

SS 300

Carrera 2

Weather Report



Track Status: **DRY**