

SS 300

RFME ESBK 2024

Carrera 1 (12 Laps, 55.9 km.)

Starting Grid

Revised

41 M. GARCIA	26	84 J. GARCIA	25	9
22 A. FERNANDEZ 2:04.636	24	8 T. PEDERSEN 2:02.477	23	
34 E. GARCIA 1:59.672	21	17 C. MULOT 2:00.828	22	8
20 L. MOHEDANO 1:59.536	18	92 J. AZNAR 1:59.590	20	
28 P. ANASTASI 1:58.914	15	95 R. RODRÍGUEZ 1:59.554	19	7
42 R. JIMENEZ 1:58.615	12	78 M. LIMA 1:59.471	17	
2 N. RIVERA 1:57.888	9	35 J. ZAMUDIO 1:59.064	16	6
31 R. FERNANDEZ 1:57.424	6	19 L. MOHEDANO 1:58.801	14	
24 M. AGAZZI 1:56.742	3	48 M. JESUS 1:58.735	13	5
		7 G. SIMO 1:58.349	11	
		18 I. MUÑOZ 1:58.322	10	4
		88 T. MARIN 1:57.572	8	
		5 A. COVARRUBIAS 1:57.555	7	3
		79 T. ALONSO 1:57.090	5	
		26 D. OCETE 1:56.996	4	2
		61 U. HIDALGO 1:56.495	2	
		1 G. SANCHEZ 1:56.025	1	1

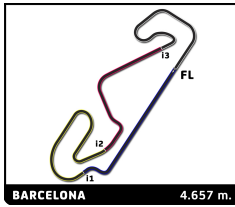
Pole

Director de Carrera:

Rafa Vilarrúbias

Cronometraje

Drenís del Pozo



SS 300
RFME ESBK 2024
Carrera 1 (12 Laps, 55.9 km.)

Classification

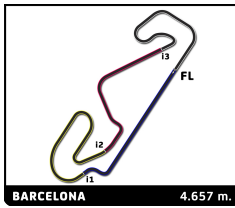
No Rider	Nat	Team	Bike	Tires	Cl.	Laps	Total Time	Gap	Kph	Best Lap			
										Lap	Time	Kph	
1	79	Tomas ALONSO	POR PONS MOTORSPORT ITALIKA RACING	KAWASAKI	Pirelli	K	12	23:35.420	-	142.1	2	1:56.349	144.1
2	61	Uriel HIDALGO	ESP DEZA - BOX 77 RACING TEAM	KAWASAKI	Pirelli	K	12	23:35.549	+0.129	142.1	3	1:56.785	143.6
3	1	Gonzalo SANCHEZ	ESP ARCO MOTOR UNIVERSITY TEAM	YAMAHA	Pirelli	Y	12	23:36.024	+0.604	142.1	2	1:56.628	143.7
4	26	Daniel OCETE	ESP I+ DENT JUNIOR RACING TEAM	YAMAHA	Pirelli	Y	12	23:36.142	+0.722	142.1	2	1:56.948	143.4
5	31	Roberto FERNANDEZ	ESP I+DENT JUNIOR RACING TEAM	YAMAHA	Pirelli	Y	12	23:49.444	+14.024	140.7	2	1:57.087	143.2
6	5	Adrian COVARRUBIAS	ESP DEZA-BOX77 RACING TEAM	KAWASAKI	Pirelli	K	12	23:49.493	+14.073	140.7	2	1:57.174	143.1
7	88	Tomas MARIN	COL DEZA-BOX77 RACING TEAM	KAWASAKI	Pirelli	K	12	23:49.614	+14.194	140.7	2	1:57.171	143.1
8	2	Natalia RIVERA	ESP ARCO SASH MOTOR UNIVERSITY TEAM	YAMAHA	Pirelli	Y	12	23:49.703	+14.283	140.7	6	1:57.799	142.3
9	35	Jose Emiliano ZAMUDIO	MEX PONS MOTORSPORT ITALIKA RACING	KAWASAKI	Pirelli	K	12	23:55.676	+20.256	140.1	2	1:58.130	141.9
10	18	Ivan MUÑOZ	ESP DEZA-BOX77 RACING TEAM	KAWASAKI	Pirelli	K	12	23:55.744	+20.324	140.1	6	1:58.516	141.5
11	48	Martim JESUS	POR TEAM MOTOCLUBE LOULÉ	KAWASAKI	Pirelli	K	12	23:55.905	+20.485	140.1	2	1:58.071	142.0
12	19	Lorenzo MOHEDANO	ESP DEZA-BOX77 RACING TEAM	KAWASAKI	Pirelli	K	12	23:56.226	+20.806	140.1	6	1:58.016	142.1
13	92	Joel AZNAR	ESP ILUSIÓN TEAM	KAWASAKI	Pirelli	K	12	23:56.241	+20.821	140.1	6	1:58.261	141.8
14	28	Pietro ANASTASI	SUI DEZA-BOX77 RACING TEAM	KAWASAKI	Pirelli	Y	12	24:04.728	+29.308	139.3	2	1:58.747	141.2
15	7	Guerau SIMO	ESP I+DENT RACING TEAM	YAMAHA	Pirelli	Y	12	24:04.828	+29.408	139.2	2	1:58.579	141.4
16	34	Erik GARCIA	ESP DEZA-BOX77 RACING TEAM	KAWASAKI	Pirelli	K	12	24:04.828	+29.408	139.2	11	1:59.605	140.2
17	78	Martim LIMA	POR DEZA-BOX77 RACING TEAM	KAWASAKI	Pirelli	K	12	24:20.817	+45.397	137.7	4	1:59.749	140.0
18	95	Ricardo RODRÍGUEZ	MEX PONS MOTORSPORT ITALIKA RACING	KAWASAKI	Pirelli	K	12	24:20.855	+45.435	137.7	3	2:00.217	139.5
19	20	Lucas MOHEDANO	ESP DEZA-BOX77 RACING TEAM	KAWASAKI	Pirelli	K	12	24:21.044	+45.624	137.7	8	2:00.340	139.3
20	8	Tobias Richardt PEDERSEN	DEN DEZA-BOX77 RACING TEAM	KAWASAKI	Pirelli	K	12	24:51.880	+1:16.460	134.9	2	2:02.809	136.5
21	17	Carla MULOT	FRA DEZA-BOX77 RACING TEAM	YAMAHA	Pirelli	Y	12	24:52.215	+1:16.795	134.8	2	2:02.726	136.6
22	22	Aroa FERNANDEZ	ESP I+DENT JUNIOR RACING TEAM	YAMAHA	Pirelli	Y	12	25:15.874	+1:40.454	132.7	2	2:04.195	135.0
23	84	Julio GARCIA	ESP KOVE RACING TEAM	YAMAHA	Pirelli	Y	11	25:02.502	1 Lap	122.7	4	1:56.407	144.0
24	41	Marc GARCIA	ESP KOVE RACING TEAM	YAMAHA	Pirelli	Y	11	25:13.399	1 Lap	121.9	2	1:56.564	143.8
Not classified													
42	Rosa JIMENEZ	ESP ADN VG RACING	KAWASAKI	Pirelli	K	10	19:56.393				6	1:58.220	141.8
24	Michel AGAZZI	ITA YAMAHA MS RACING	YAMAHA	Pirelli	Y	2	3:57.452				2	1:57.351	142.9

Pole Position:	Gonzalo SANCHEZ	1:56.025	144.5 Kph
Fastest Lap:	Lap2 Tomas ALONSO	1:56.349	144.1 Kph

Published at:

Track Status: **DRY**

Director de Carrera: Rafa Vilarrúbias	Cronometraje Drenís del Pozo
---	--



SS 300

RFME ESBK 2024

Carrera 1 (12 Laps, 55.9 km.)

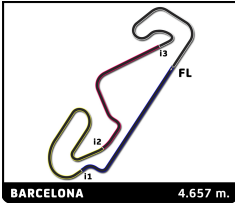
Classification by Class

No	Rider	Nat	Team	Bike	Laps	Total Time	Gap	Kph	Best Lap			
									Lap	Time	Kph	
K												
1	79 Tomas ALONSO	POR	PONS MOTORSPORT ITALIKA RACING	KAWASAKI	12	23:35.420		142.1	2	1:56.349	144.1	
2	61 Uriel HIDALGO	ESP	DEZA - BOX 77 RACING TEAM	KAWASAKI	12	23:35.549	+0.129	142.1	3	1:56.785	143.6	
3	5 Adrian COVARRUBIAS	ESP			12	23:49.493	+14.073	140.7	2	1:57.174	143.1	
4	88 Tomas MARIN	COL	DEZA-BOX77 RACING TEAM	KAWASAKI	12	23:49.614	+14.194	140.7	2	1:57.171	143.1	
5	35 Jose Emiliano ZAMUDIO	MEX	PONS MOTORSPORT ITALIKA RACING	KAWASAKI	12	23:55.676	+20.256	140.1	2	1:58.130	141.9	
6	18 Ivan MUÑOZ	ESP		KAWASAKI	12	23:55.744	+20.324	140.1	6	1:58.516	141.5	
7	48 Martim JESUS	POR	TEAM MOTOCLUBE LOULÉ	KAWASAKI	12	23:55.905	+20.485	140.1	2	1:58.071	142.0	
8	19 Lorenzo MOHEDANO	ESP		KAWASAKI	12	23:56.226	+20.806	140.1	6	1:58.016	142.1	
9	92 Joel AZNAR	ESP	ILUSIÓN TEAM	KAWASAKI	12	23:56.241	+20.821	140.1	6	1:58.261	141.8	
10	34 Erik GARCIA	ESP		KAWASAKI	12	24:04.828	+29.408	139.2	11	1:59.605	140.2	
11	78 Martim LIMA	POR	DEZA-BOX 77 RACING TEAM	KAWASAKI	12	24:20.817	+45.397	137.7	4	1:59.749	140.0	
12	95 Ricardo RODRÍGUEZ	MEX	PONS MOTORSPORT ITALIKA RACING	KAWASAKI	12	24:20.855	+45.435	137.7	3	2:00.217	139.5	
13	20 Lucas MOHEDANO	ESP		KAWASAKI	12	24:21.044	+45.624	137.7	8	2:00.340	139.3	
14	8 Tobias Richardt PEDERSEN	DEN		KAWASAKI	12	24:51.880	+1'16.460	134.9	2	2:02.809	136.5	
■ Not classified												
42	Rosa JIMENEZ	ESP	ADN VG RACING	KAWASAKI	10	19:56.393	2 Laps		6	1:58.220	141.8	
Y												
1	1 Gonzalo SANCHEZ	ESP	ARCO MOTOR UNIVERSITY TEAM	YAMAHA	12	23:36.024		142.1	2	1:56.628	143.7	
2	26 Daniel OCETE	ESP	I+ DENT JUNIOR RACING TEAM	YAMAHA	12	23:36.142	+0.118	142.1	2	1:56.948	143.4	
3	31 Roberto FERNANDEZ	ESP	I+DENT JUNIOR RACING TEAM	YAMAHA	12	23:49.444	+13.420	140.7	2	1:57.087	143.2	
4	2 Natalia RIVERA	ESP	ARCO SASH MOTOR UNIVERSITY TEAM	YAMAHA	12	23:49.703	+13.679	140.7	6	1:57.799	142.3	
5	28 Pietro ANASTASI	SUI		YAMAHA	12	24:04.728	+28.704	139.3	2	1:58.747	141.2	
6	7 Guerau SIMO	ESP	I+DENT RACING TEAM	YAMAHA	12	24:04.828	+28.804	139.2	2	1:58.579	141.4	
7	17 Carla MULOT	FRA		YAMAHA	12	24:52.215	+1'16.191	134.8	2	2:02.726	136.6	
8	22 Aroa FERNANDEZ	ESP	I+DENT JUNIOR RACING TEAM	YAMAHA	12	25:15.874	+1'39.850	132.7	2	2:04.195	135.0	
■ Not classified												
24	Michel AGAZZI	ITA	YAMAHA MS RACING	YAMAHA	2	3:57.452	10 Laps		2	1:57.351	142.9	

Published at:

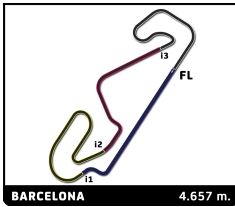
Track Status: **DRY**

Director de Carrera: Rafa Vilarrúbias	Cronometraje Drenís del Pozo
---	--



SS 300
RFME ESBK 2024
Carrera 1
Lap Chart

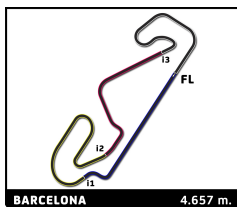
No	Pos	Grid	Lap											
			1	2	3	4	5	6	7	8	9	10	11	12
1	1	1	1	1	1	1	1	61	1	79	79	79	79	79
61	2	61	24	79	61	61	61	26	79	1	61	61	61	61
24	3	24	61	61	79	26	79	79	26	61	1	26	26	1
26	4	26	26	24	26	79	26	1	61	26	26	1	1	26
79	5	79	79	26	31	5	88	88	5	88	31	31	5	31
31	6	31	31	31	5	31	31	5	31	31	5	5	31	5
5	7	5	5	5	88	88	5	31	88	5	88	88	88	88
88	8	88	88	88	2	2	41	84	84	2	2	2	2	2
2	9	2	2	2	18	18	18	2	2	18	35	35	35	35
18	10	18	18	35	35	35	35	18	92	35	18	18	18	18
7	11	7	42	42	42	42	84	35	18	42	92	48	92	48
42	12	42	35	18	48	48	2	42	42	92	42	19	48	19
48	13	48	19	19	19	19	42	92	35	19	48	92	19	92
19	14	19	48	48	92	84	92	19	19	48	19	42	7	28
28	15	28	34	28	7	41	48	48	48	28	28	7	28	7
35	16	35	28	34	28	92	19	7	28	7	7	28	34	34
78	17	78	92	92	34	28	28	34	7	34	34	34	95	78
20	18	20	7	7	41	34	34	28	34	84	95	95	20	95
95	19	95	95	95	84	7	7	95	78	78	20	20	78	20
92	20	92	78	78	95	78	78	78	95	95	78	78	8	8
34	21	34	8	41	78	95	95	41	20	20	17	8	17	17
17	22	17	20	84	20	20	20	20	8	8	8	17	22	22
8	23	8	17	20	8	8	8	17	17	17	22	22	84	
22	24	22	22	8	17	17	17	8	22	22	84	84	41	
84	25	84	84	17	22	22	22	22	41	41	41	41		
41	26	41	41	22										



SS 300
RFME ESBK 2024
Carrera 1

Best Sector Times

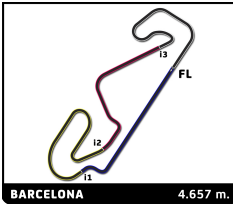
Sector 1			Sector 2			Sector 3			Ideal Lap	Best Lap	
Pos	No Rider	Time	No Rider	Time	No Rider	Time	Pos	No Rider			
1	84 J.GARCIA	21.543	79 T.ALONSO	35.357	79 T.ALONSO	24.441	1	84 J.GARCIA	1:55.892	1:56.407	(2)
2	41 M.GARCIA	21.868	1 G.SANCHEZ	35.405	26 D.OCETE	24.454	2	79 T.ALONSO	1:56.074	1:56.349	(1)
3	79 T.ALONSO	21.968	41 M.GARCIA	35.457	84 J.GARCIA	24.454	3	1 G.SANCHEZ	1:56.334	1:56.628	(4)
4	48 M.JESUS	21.987	31 R.FERNANDEZ	35.496	24 M.AGAZZI	24.481	4	41 M.GARCIA	1:56.356	1:56.564	(3)
5	61 U.HIDALGO	22.001	5 A.COVARRUBIAS	35.550	41 M.GARCIA	24.545	5	26 D.OCETE	1:56.557	1:56.948	(6)
6	5 A.COVARRUBIAS	22.014	88 T.MARIN	35.554	61 U.HIDALGO	24.582	6	61 U.HIDALGO	1:56.588	1:56.785	(5)
7	2 N.RIVERA	22.032	61 U.HIDALGO	35.599	88 T.MARIN	24.587	7	5 A.COVARRUBIAS	1:56.805	1:57.174	(9)
8	1 G.SANCHEZ	22.034	24 M.AGAZZI	35.604	5 A.COVARRUBIAS	24.602	8	24 M.AGAZZI	1:56.837	1:57.351	(10)
9	88 T.MARIN	22.123	84 J.GARCIA	35.618	1 G.SANCHEZ	24.664	9	88 T.MARIN	1:56.972	1:57.171	(8)
10	31 R.FERNANDEZ	22.136	26 D.OCETE	35.621	31 R.FERNANDEZ	24.713	10	31 R.FERNANDEZ	1:56.986	1:57.087	(7)
11	28 P.ANASTASI	22.137	2 N.RIVERA	35.629	18 I.MUÑOZ	24.823	11	2 N.RIVERA	1:57.513	1:57.799	(11)
12	19 L.MOHEDANO	22.145	18 I.MUÑOZ	35.819	92 J.AZNAR	24.827	12	48 M.JESUS	1:57.796	1:58.071	(13)
13	35 J.ZAMUDIO	22.162	92 J.AZNAR	35.824	19 L.MOHEDANO	24.843	13	19 L.MOHEDANO	1:57.838	1:58.016	(12)
14	26 D.OCETE	22.173	35 J.ZAMUDIO	35.932	42 R.JIMENEZ	24.892	14	92 J.AZNAR	1:57.863	1:58.261	(16)
15	92 J.AZNAR	22.204	19 L.MOHEDANO	35.937	48 M.JESUS	24.898	15	35 J.ZAMUDIO	1:57.893	1:58.130	(14)
16	7 G.SIMO	22.216	42 R.JIMENEZ	35.942	35 J.ZAMUDIO	24.924	16	18 I.MUÑOZ	1:57.958	1:58.516	(17)
17	42 R.JIMENEZ	22.232	7 G.SIMO	36.025	7 G.SIMO	25.084	17	42 R.JIMENEZ	1:58.090	1:58.220	(15)
18	18 I.MUÑOZ	22.232	28 P.ANASTASI	36.046	95 R.RODRIGUEZ	25.093	18	7 G.SIMO	1:58.343	1:58.579	(18)
19	24 M.AGAZZI	22.292	48 M.JESUS	36.073	2 N.RIVERA	25.122	19	28 P.ANASTASI	1:58.365	1:58.747	(19)
20	78 M.LIMA	22.340	95 R.RODRIGUEZ	36.210	34 E.GARCIA	25.132	20	34 E.GARCIA	1:58.781	1:59.605	(20)
21	34 E.GARCIA	22.345	34 E.GARCIA	36.227	28 P.ANASTASI	25.144	21	95 R.RODRIGUEZ	1:59.448	2:00.217	(22)
22	95 R.RODRIGUEZ	22.412	78 M.LIMA	36.441	78 M.LIMA	25.327	22	78 M.LIMA	1:59.571	1:59.749	(21)
23	20 L.MOHEDANO	22.587	20 L.MOHEDANO	36.542	20 L.MOHEDANO	25.365	23	20 L.MOHEDANO	2:00.001	2:00.340	(23)
24	17 C.MULOT	22.925	17 C.MULOT	37.098	8 T.PEDERSEN	25.764	24	17 C.MULOT	2:02.274	2:02.726	(24)
25	8 T.PEDERSEN	23.092	8 T.PEDERSEN	37.260	17 C.MULOT	26.005	25	8 T.PEDERSEN	2:02.602	2:02.809	(25)
26	22 A.FERNANDEZ	23.676	22 A.FERNANDEZ	37.595	22 A.FERNANDEZ	26.300	26	22 A.FERNANDEZ	2:04.157	2:04.195	(26)



SS 300
RFME ESBK 2024
Carrera 1

Best Top Speed

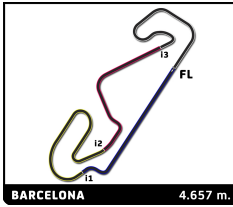
No Rider	Team	Class	Top 1		Top 2		Top 3		Top 4		Top 5		Avg
			Kph	Lap	Kph	Lap	Kph	Lap	Kph	Lap	Kph	Lap	
84 Julio GARCIA	KOVE RACING TEAM		211.9	4	209.5	6	209.5	3	205.5	5	204.7	2	208.2
48 Martim JESUS	TEAM MOTOCLUBE LOULÉ	K	210.7	3	208.7	9	205.9	6	204.0	7	203.6	5	206.6
92 Joel AZNAR	ILUSIÓN TEAM	K	210.7	7	206.7	11	206.7	3	204.4	6	202.5	2	206.2
41 Marc GARCIA	KOVE RACING TEAM		209.1	4	205.1	5	204.0	2	203.6	3	198.8	6	204.1
42 Rosa JIMENEZ	ADN VG RACING	K	209.1	6	208.3	7	204.7	2	204.0	5	201.0	8	205.4
35 Jose Emiliano ZAMUDIO	PONS MOTORSPORT ITALIKA RACING	K	208.3	7	202.5	5	202.1	2	199.1	6	198.4	4	202.1
78 Martim LIMA	DEZA-BOX 77 RACING TEAM	K	207.1	2	206.3	4	202.1	12	201.3	3	197.0	5	202.8
79 Tomas ALONSO	PONS MOTORSPORT ITALIKA RACING	K	207.1	2	203.6	8	201.3	4	201.0	6	199.5	5	202.5
28 Pietro ANASTASI		Y	206.7	4	204.4	2	201.7	5	199.5	7	199.1	6	202.3
88 Tomas MARIN	DEZA-BOX77 RACING TEAM	K	206.7	3	204.7	2	202.5	5	197.3	4	197.0	12	201.6
95 Ricardo RODRÍGUEZ	PONS MOTORSPORT ITALIKA RACING	K	206.7	2	203.6	5	202.8	6	200.2	3	198.4	4	202.3
1 Gonzalo SANCHEZ	ARCO MOTOR UNIVERSITY TEAM	Y	205.5	12	198.4	10	196.6	7	195.2	2	194.8	11	198.1
7 Guerau SIMO	I+DENT RACING TEAM	Y	205.5	6	204.7	2	203.2	9	201.3	3	199.1	4	202.8
18 Ivan MUÑOZ		K	204.7	2	203.6	3	202.5	11	200.6	9	199.5	7	202.2
31 Roberto FERNANDEZ	I+DENT JUNIOR RACING TEAM	Y	204.4	2	201.3	7	201.0	3	200.2	5	198.8	9	201.1
34 Erik GARCIA		K	204.4	3	204.0	4	201.7	2	199.9	5	199.5	6	201.9
61 Uriel HIDALGO	DEZA - BOX 77 RACING TEAM	K	204.0	3	202.1	8	199.1	11	197.3	4	195.9	10	199.7
2 Natalia RIVERA	ARCO SASH MOTOR UNIVERSITY TEAM	Y	203.6	6	199.5	2	197.0	8	196.6	7	195.2	3	198.4
5 Adrian COVARRUBIAS		K	203.6	2	202.8	9	200.2	3	195.5	12	195.5	5	199.5
20 Lucas MOHEDANO		K	202.5	9	202.1	2	201.0	12	197.0	11	197.0	3	199.9
26 Daniel OCETE	I+ DENT JUNIOR RACING TEAM	Y	202.5	6	202.1	9	202.1	8	202.1	3	201.7	12	202.1
19 Lorenzo MOHEDANO		K	201.7	4	201.0	2	200.2	8	200.2	7	197.3	5	200.1
17 Carla MULOT		Y	198.4	2	197.3	4	196.6	3	194.1	6	193.1	12	195.9
8 Tobias Richardt PEDERSEN		K	196.2	3	195.9	2	193.5	6	192.8	7	192.8	4	194.2
24 Michel AGAZZI	YAMAHA MS RACING	Y	196.2	2	174.5	1							185.4
22 Aroa FERNANDEZ	I+DENT JUNIOR RACING TEAM	Y	194.1	2	190.1	3	188.7	4	187.8	5	187.1	7	189.6



SS 300
RFME ESBK 2024
Carrera 1

Fastest Lap Sequence

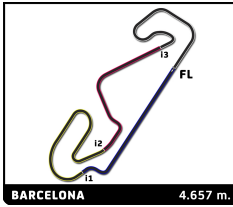
Elapsed	No Rider	Team	Bike	Class	Time	Kph	Lap
3:56.206	1 Gonzalo SANCHEZ	ARCO MOTOR UNIVERSITY TEAM	YAMAHA	Y	1:56.628	143.7	2
3:57.276	79 Tomas ALONSO	PONS MOTORSPORT ITALIKA RACING	KAWASAKI	K	1:56.349	144.1	2



SS 300
RFME ESBK 2024
Carrera 1
Sector Analysis

_ Invalidated Lap							■ Personal Best	■ Session Best	B Crossing the pit lane				
Lap	Time	Sector 1	Sector 2	Sector 3	Sector 4	T.Sp	Lap	Time	Sector 1	Sector 2	Sector 3	Sector 4	T.Sp
79	Tomas ALONSO						POR						
PONS MOTORSPORT ITALIKA RACING							KAWASAKI						
1	2:00.927	26.235	35.357	24.519	34.816	172.0	10	1:58.321	22.749	35.794	24.860	34.918	192.8
2	1:56.349	21.968	35.632	24.441	34.308	207.1	11	1:58.558	22.518	36.149	24.892	34.999	201.3
3	1:57.590	22.326	35.908	24.643	34.713	198.8	12	1:58.188	22.484	35.895	24.711	35.098	201.7
4	1:57.436	22.236	35.661	24.886	34.653	201.3							
5	1:57.292	22.099	35.783	24.761	34.649	199.5							
6	1:57.660	22.171	35.800	24.863	34.826	201.0							
7	1:57.460	22.300	35.841	24.781	34.538	198.8							
8	1:58.058	22.189	36.040	25.026	34.803	203.6							
9	1:58.120	22.313	36.056	24.962	34.789	198.4							
10	1:58.243	22.590	35.832	24.974	34.847	194.1							
11	1:58.512	22.409	36.145	25.027	34.931	196.6							
12	1:57.773	22.521	35.779	24.740	34.733	194.1							
61	Uriel HIDALGO						ESP						
DEZA - BOX 77 RACING TEAM							KAWASAKI						
1	2:00.211	25.071	35.817	24.701	34.622	173.7							
2	1:57.134	22.426	35.647	24.655	34.406	194.1							
3	1:56.785	22.001	35.631	24.708	34.445	204.0							
4	1:57.066	22.363	35.599	24.582	34.522	197.3							
5	1:57.714	22.499	35.774	24.809	34.632	192.8							
6	1:58.031	22.416	35.850	25.119	34.646	190.4							
7	1:58.005	22.906	35.842	24.759	34.498	190.4							
8	1:57.933	22.406	35.954	24.776	34.797	202.1							
9	1:58.072	22.379	36.025	24.880	34.788	193.8							
10	1:58.246	22.399	36.119	24.909	34.819	195.9							
11	1:58.527	22.459	36.119	25.012	34.937	199.1							
12	1:57.825	22.515	35.910	24.632	34.768	191.7							
1	Gonzalo SANCHEZ						ESP						
ARCO MOTOR UNIVERSITY TEAM							YAMAHA						
1	1:59.578	25.218	35.464	24.665	34.231	170.7							
2	1:56.628	22.276	35.405	24.664	34.283	195.2							
3	1:57.515	22.358	35.831	24.819	34.507	194.5							
4	1:57.418	22.441	35.629	24.735	34.613	194.5							
5	1:57.709	22.390	35.759	24.956	34.604	193.5							
6	1:58.472	22.618	35.835	25.113	34.906	192.1							
7	1:57.070	22.352	35.407	24.842	34.469	196.6							
8	1:58.406	22.640	36.085	24.951	34.730	194.8							
9	1:58.276	22.787	35.947	25.097	34.445	192.4							
10	1:58.336	22.672	35.948	24.778	34.938	198.4							
11	1:58.640	22.676	35.842	24.927	35.195	194.8							
12	1:57.976	22.034	35.744	24.879	35.319	205.5							
26	Daniel OCETE						ESP						
I+ DENT JUNIOR RACING TEAM							YAMAHA						
1	2:00.560	25.968	35.794	24.489	34.309	169.1							
2	1:56.948	22.540	35.621	24.454	34.333	196.6							
3	1:57.488	22.378	35.731	24.793	34.586	202.1							
4	1:57.266	22.237	35.755	24.707	34.567	199.1							
5	1:57.563	22.324	35.775	24.792	34.672	199.1							
6	1:57.410	22.173	35.773	24.702	34.762	202.5							
7	1:57.657	22.562	35.771	24.800	34.524	199.1							
8	1:58.195	22.320	36.190	24.928	34.757	202.1							
9	1:57.988	22.377	35.944	25.031	34.636	202.1							
31	Roberto FERNANDEZ						ESP						
I+ DENT JUNIOR RACING TEAM							YAMAHA						
1	2:01.248	25.874	35.496	24.803	35.075	175.4							
2	1:57.087	22.136	35.555	24.713	34.683	204.4							
3	1:57.616	22.362	35.613	24.944	34.697	201.0							
4	1:58.297	22.503	36.212	24.941	34.641	197.3							
5	1:59.109	22.153	36.049	25.492	35.415	200.2							
6	1:58.443	22.615	35.831	25.016	34.981	190.1							
7	1:59.021	22.265	36.043	25.305	35.408	201.3							
8	1:59.572	22.977	36.182	25.239	35.174	193.1							
9	1:58.760	22.285	35.967	25.135	35.373	198.8							
10	2:00.384	22.926	36.509	25.460	35.489	192.1							
11	2:00.124	22.996	36.379	25.225	35.524	191.4							
12	1:59.783	22.494	36.320	25.482	35.487	197.3							
5	Adrian COVARRUBIAS						ESP						
1	2:01.427	26.120	35.771	24.602	34.934	170.1							
2	1:57.174	22.145	35.550	24.725	34.754	203.6							
3	1:57.398	22.243	35.671	24.845	34.639	200.2							
4	1:58.018	22.579	35.950	24.822	34.667	195.5							
5	1:59.390	22.486	36.084	25.507	35.313	195.5							
6	1:57.973	22.323	35.809	24.966	34.875	193.1							
7	1:59.392	22.771	36.088	25.195	35.338	190.7							
8	1:59.665	23.135	36.199	25.154	35.177	192.1							
9	1:58.723	22.014	36.101	25.238	35.370	202.8							
10	2:00.427	23.029	36.548	25.432	35.418	191.1							
11	1:59.825	22.780	36.374	25.336	35.335	191.1							
12	2:00.081	22.919	36.341	25.314	35.507	195.5							
88	Tomas MARIN						COL						
DEZA-BOX77 RACING TEAM							KAWASAKI						
1	2:01.624	25.856	36.277	24.707	34.784	168.0							
2	1:57.171	22.262	35.554	24.587	34.768	204.7							
3	1:57.456	22.289	35.766	24.693	34.708	206.7							
4	1:58.376	22.595	36.013	25.023	34.745	197.3							
5	1:58.133	22.123	36.099	25.040	34.871	202.5							
6	1:58.607	22.524	35.900	25.227	34.956	195.9							
7	1:59.714	23.082	36.027	25.110	35.495	190.1							
8	1:59.066	22.594	36.117	25.208	35.147	196.6							
9	1:59.168	22.767	36.038	24.878	35.485	194.8							
10	2:00.435	23.087	36.577	25.439	35.332	189.4							
11	2:00.007	22.986	36.441	25.084	35.496	186.2							
12	1:59.857	22.556	36.281	25.378	35.642	197.0							
2	Natalia RIVERA						ESP						
ARCO SASH MOTOR UNIVERSITY TEA							YAMAHA						
1	2:02.439	26.504	35.891	25.213	34.831	177.6							
2	1:57.928	22.447	35.629	25.122	34.730	199.5							
3	1:58.661	22.483	35.933	25.305	34.940	195.2							
4	1:59.910	22.959	36.334	25.427	35.190	192.8							
5	2:00.738	23.229	36.745	25.561	35.203	192.8							
6	1:57.799	22.032	35.640	25.263	34.864	203.6							





SS 300
RFME ESBK 2024
Carrera 1
Sector Analysis

— Invalidated Lap ■ Personal Best ■ Session Best B Crossing the pit lane

Lap	Time	Sector 1	Sector 2	Sector 3	Sector 4	T.Spd	Lap	Time	Sector 1	Sector 2	Sector 3	Sector 4	T.Spd
7	1:58.246	22.458	35.823	25.148	34.817	196.6	4	1:59.119	22.730	36.110	24.921	35.358	201.7
8	1:58.436	22.451	35.825	25.135	35.025	197.0	5	2:00.887	22.771	37.238	25.436	35.442	197.3
9	1:58.991	22.543	36.017	25.337	35.094	193.8	6	1:58.016	22.145	36.068	24.890	34.913	195.5
10	1:59.238	22.655	36.147	25.326	35.110	193.5	7	1:59.081	22.389	36.078	24.971	35.643	200.2
11	1:58.813	22.564	35.964	25.417	34.868	193.5	8	1:59.347	22.533	36.364	24.955	35.495	200.2
12	1:58.504	22.452	35.801	25.139	35.112	194.1	9	1:59.438	22.904	36.292	25.298	34.944	195.5

35 **Jose Emiliano ZAMUDIO** MEX
 PONS MOTORSPORT ITALIKA RACING KAWASAKI

1	2:02.966	27.146	36.005	24.940	34.875	170.1
2	1:58.130	22.306	35.932	24.924	34.968	202.1
3	1:59.085	22.431	36.171	25.098	35.385	198.0
4	1:59.208	22.483	35.953	25.464	35.308	198.4
5	2:00.028	22.591	36.760	25.546	35.131	202.5
6	1:58.843	22.657	35.951	25.125	35.110	199.1
7	1:59.153	22.162	36.168	25.184	35.639	208.3
8	1:59.237	22.509	36.435	25.103	35.190	197.0
9	1:59.281	22.663	36.296	25.012	35.310	195.5
10	1:59.856	22.621	36.505	25.301	35.429	197.0
11	1:59.981	22.697	36.298	25.443	35.543	197.3
12	1:59.908	23.054	36.212	25.260	35.382	193.5

18 **Ivan MUÑOZ** ESP
 KAWASAKI

1	2:03.810	26.722	35.932	25.072	35.084	179.7
2	1:58.669	22.621	36.084	24.823	35.141	204.7
3	1:58.691	22.232	35.819	25.252	35.388	203.6
4	1:59.214	22.758	35.888	25.080	35.488	194.1
5	2:00.011	22.634	36.997	25.236	35.144	198.8
6	1:58.516	22.402	35.871	25.059	35.184	199.5
7	1:59.400	22.585	36.228	25.102	35.485	199.5
8	1:59.266	22.687	36.148	25.224	35.207	194.5
9	1:59.486	22.461	36.364	25.259	35.402	200.6
10	1:59.728	22.850	36.288	25.183	35.407	197.3
11	2:00.126	22.375	36.577	25.473	35.701	202.5
12	1:59.827	22.815	36.534	25.020	35.458	191.7

48 **Martim JESUS** POR
 TEAM MOTOCULUBE LOULÉ KAWASAKI

1	2:03.847	27.215	36.302	25.160	35.170	170.4
2	1:58.071	22.198	36.073	24.962	34.838	201.7
3	1:58.414	22.174	36.186	24.944	35.110	210.7
4	1:59.441	22.470	36.377	24.898	35.696	194.8
5	2:00.776	22.615	37.089	25.586	35.486	203.6
6	1:58.417	22.197	36.082	24.974	35.164	205.9
7	1:59.399	22.292	37.009	25.119	34.979	204.0
8	1:58.958	22.242	36.328	25.096	35.292	202.5
9	1:59.032	22.671	36.223	25.255	34.883	208.7
10	1:59.601	21.987	36.635	25.437	35.542	201.3
11	2:00.118	22.956	36.435	25.079	35.648	196.6
12	1:59.831	22.430	36.455	25.336	35.610	195.2

19 **Lorenzo MOHEDANO** ESP
 KAWASAKI

1	2:03.391	26.943	36.026	25.110	35.312	175.6
2	1:58.349	22.366	35.937	24.843	35.203	201.0
3	1:58.952	22.570	36.042	24.988	35.352	195.5

92 **Joel AZNAR** ESP
 ILUSIÓN TEAM KAWASAKI

1	2:05.506	27.774	36.810	25.493	35.429	184.6
2	1:58.644	22.425	36.023	24.894	35.302	202.5
3	1:59.287	22.439	36.261	25.229	35.358	206.7
4	1:58.435	22.745	35.824	24.827	35.039	198.0
5	1:58.437	22.338	35.978	25.113	35.008	202.1
6	1:58.261	22.204	35.963	24.854	35.240	204.4
7	1:58.641	22.240	36.060	24.981	35.360	210.7
8	1:59.788	22.588	36.236	25.338	35.626	197.7
9	1:59.161	22.885	36.065	24.992	35.219	201.0
10	2:00.160	22.656	36.568	25.198	35.738	199.5
11	1:59.700	22.335	36.351	25.330	35.684	206.7
12	2:00.221	23.012	36.680	24.958	35.571	194.1

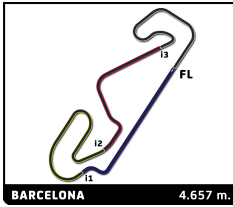
28 **Pietro ANASTASI** SUI
 YAMAHA

1	2:05.075	27.633	36.845	25.559	35.038	176.5
2	1:58.747	22.137	36.132	25.292	35.186	204.4
3	2:00.106	22.495	36.235	25.600	35.776	199.1
4	1:59.653	22.585	36.046	25.522	35.500	206.7
5	1:59.875	22.475	36.277	25.670	35.453	201.7
6	2:00.454	22.781	36.352	25.733	35.588	199.1
7	2:00.083	22.857	36.315	25.433	35.478	199.5
8	1:59.335	22.639	36.185	25.144	35.367	195.9
9	1:59.663	22.668	36.429	25.393	35.173	196.6
10	2:00.240	22.862	36.251	25.703	35.424	195.2
11	2:00.931	22.630	36.685	25.718	35.898	195.9
12	2:00.566	23.157	36.583	25.181	35.645	195.5

7 **Guerau SIMO** ESP
 I+DENT RACING TEAM YAMAHA

1	2:05.728	27.509	36.881	25.691	35.647	174.5
2	1:58.579	22.452	36.025	25.084	35.018	204.7
3	1:59.189	22.484	36.188	25.158	35.359	201.3
4	2:00.816	23.881	36.384	25.269	35.282	199.1
5	1:59.355	22.522	36.262	25.324	35.247	198.8
6	1:59.929	22.216	36.395	25.822	35.496	205.5
7	2:00.706	23.218	36.898	25.249	35.341	197.0
8	1:59.245	22.719	36.207	25.189	35.130	197.3
9	1:59.536	22.360	36.748	25.372	35.056	203.2
10	2:00.094	22.633	36.592	25.416	35.453	194.1
11	2:00.907	22.968	36.535	25.535	35.869	194.5
12	2:00.744	23.016	36.580	25.435	35.713	195.2

34 **Erik GARCIA** ESP
 KAWASAKI



SS 300
RFME ESBK 2024
Carrera 1
Sector Analysis

Invalidated Lap Personal Best Session Best Crossing the pit lane

Lap	Time	Sector 1	Sector 2	Sector 3	Sector 4	T.Spd
1	2:04.537	27.438	36.633	25.269	35.197	184.0
2	1:59.609	22.345	36.405	25.346	35.513	201.7
3	1:59.820	22.765	36.235	25.226	35.594	204.4
4	1:59.616	22.705	36.227	25.132	35.552	204.0
5	2:00.029	22.683	36.550	25.154	35.642	199.9
6	2:00.193	22.408	36.408	25.625	35.752	199.5
7	2:00.500	22.705	36.725	25.444	35.626	195.9
8	2:00.386	22.968	36.448	25.236	35.734	197.3
9	1:59.991	22.701	36.538	25.348	35.404	195.2
10	2:00.008	22.708	36.463	25.392	35.445	193.8
11	1:59.605	22.669	36.513	25.346	35.077	195.5
12	2:00.534	22.643	36.527	25.649	35.715	194.8

78 Martim LIMA POR
DEZA-BOX 77 RACING TEAM KAWASAKI

1	2:06.328	27.880	37.397	25.514	35.537	173.4
2	2:00.651	22.570	36.750	25.544	35.787	207.1
3	2:00.429	22.796	36.576	25.431	35.626	201.3
4	1:59.749	22.340	36.441	25.505	35.463	206.3
5	2:01.303	22.787	36.954	26.004	35.558	197.0
6	2:02.077	23.006	37.117	25.678	36.276	195.9
7	2:01.435	23.046	37.159	25.504	35.726	193.5
8	2:01.360	22.849	36.989	25.764	35.758	194.5
9	2:01.999	23.382	36.995	25.327	36.295	196.2
10	2:01.954	23.050	37.292	25.608	36.004	194.1
11	2:02.732	23.138	37.385	25.539	36.670	196.6
12	2:00.800	22.670	37.037	25.398	35.695	202.1

95 Ricardo RODRÍGUEZ MEX
PONS MOTORSPORT ITALIKA RACING KAWASAKI

1	2:06.260	27.664	37.177	25.344	36.075	177.4
2	2:00.640	22.412	36.647	25.792	35.789	206.7
3	2:00.217	22.625	36.210	25.093	36.289	200.2
4	2:00.492	22.862	36.445	25.421	35.764	198.4
5	2:01.243	22.592	36.885	25.875	35.891	203.6
6	2:01.584	22.474	36.845	25.875	36.390	202.8
7	2:01.655	22.903	37.024	25.895	35.833	196.6
8	2:01.390	23.198	36.678	25.699	35.815	194.5
9	2:01.602	22.821	36.793	25.734	36.254	198.0
10	2:01.972	22.885	37.126	25.765	36.196	194.5
11	2:02.711	23.063	37.087	25.798	36.763	194.1
12	2:01.089	23.067	36.601	25.688	35.733	194.8

20 Lucas MOHEDANO ESP
KAWASAKI

1	2:08.421	28.206	38.631	25.933	35.651	181.2
2	2:00.476	22.641	36.736	25.583	35.516	202.1
3	2:00.821	22.827	36.708	25.625	35.661	197.0
4	2:00.879	22.924	36.686	25.547	35.722	195.5
5	2:01.207	22.967	36.795	25.719	35.726	194.1
6	2:01.100	22.975	36.806	25.710	35.609	194.1
7	2:00.472	22.878	36.575	25.447	35.572	194.5
8	2:00.340	22.926	36.542	25.365	35.507	195.2
9	2:01.506	22.843	36.741	25.636	36.286	202.5
10	2:01.974	22.979	37.158	25.706	36.131	195.5
11	2:02.771	23.078	37.183	25.745	36.765	197.0
12	2:01.077	22.587	36.836	25.864	35.790	201.0

8 Tobias Richardt PEDERSEN DEN
KAWASAKI

1	2:08.119	28.092	37.655	25.886	36.486	184.9
2	2:02.809	23.173	37.260	25.764	36.612	195.9
3	2:03.505	23.092	37.448	26.064	36.901	196.2
4	2:04.124	23.472	37.617	26.111	36.924	192.8
5	2:04.642	23.647	37.676	26.544	36.775	191.4
6	2:03.262	23.382	37.303	26.039	36.538	193.5
7	2:03.766	23.230	37.657	26.167	36.712	192.8
8	2:03.889	23.706	37.361	25.813	37.009	192.4
9	2:03.926	23.648	37.610	26.038	36.630	190.7
10	2:04.549	23.430	37.764	26.231	37.124	189.7
11	2:04.931	23.646	37.880	26.226	37.179	190.4
12	2:04.358	23.458	37.866	26.301	36.733	190.7

17 Carla MULOT FRA
YAMAHA

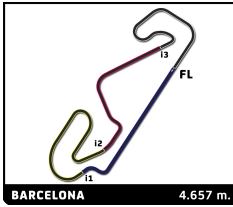
1	2:09.323	28.413	38.344	26.320	36.246	177.9
2	2:02.726	22.925	37.169	26.005	36.627	198.4
3	2:03.112	22.980	37.279	26.213	36.640	196.6
4	2:03.457	23.164	37.383	26.214	36.696	197.3
5	2:04.651	23.764	37.721	26.629	36.537	190.7
6	2:03.073	23.104	37.098	26.265	36.606	194.1
7	2:03.939	23.463	37.830	26.153	36.493	192.8
8	2:03.936	23.460	37.327	26.070	37.079	191.7
9	2:03.786	23.355	37.387	26.356	36.688	192.4
10	2:04.691	23.749	37.779	26.116	37.047	188.7
11	2:04.957	23.742	37.856	26.385	36.974	190.1
12	2:04.564	23.464	37.963	26.290	36.847	193.1

22 Aroa FERNANDEZ ESP
I+DENT JUNIOR RACING TEAM YAMAHA

1	2:10.275	28.695	38.634	26.360	36.586	170.7
2	2:04.195	23.676	37.595	26.300	36.624	194.1
3	2:05.394	23.844	37.788	26.593	37.169	190.1
4	2:05.403	23.839	37.743	26.574	37.247	188.7
5	2:05.986	24.033	37.944	27.063	36.946	187.8
6	2:05.690	24.027	37.703	26.833	37.127	187.1
7	2:05.699	23.963	37.861	26.730	37.145	187.1
8	2:06.532	23.999	38.344	26.827	37.362	185.5
9	2:06.367	23.967	38.055	27.137	37.208	185.2
10	2:06.584	24.093	38.187	27.165	37.139	186.8
11	2:07.108	24.178	38.060	27.102	37.768	185.8
12	2:06.641	24.293	37.957	27.396	36.995	183.3

84 Julio GARCIA ESP
KOVE RACING TEAM

1	2:10.360	35.148	36.231	24.454	34.527	148.3
2	1:56.918	22.022	36.047	24.572	34.277	204.7
3	1:56.978	21.890	35.882	24.537	34.669	209.5
4	1:56.407	21.543	35.618	24.653	34.593	211.9
5	1:58.773	22.081	36.897	24.745	35.050	205.5
6	1:57.185	21.774	35.845	24.676	34.890	209.5
7	1:58.560	22.295	36.036	25.030	35.199	199.5
8	2:15.930B	22.379	36.197	25.003	52.351	198.8
9	4:52.974	3:15.780	36.517	25.517	35.160	141.4



SS 300
RFME ESBK 2024
Carrera 1
Sector Analysis

— Invalidated Lap ■ Personal Best ■ Session Best B Crossing the pit lane

Lap	Time	Sector 1	Sector 2	Sector 3	Sector 4	T.Sp	Lap	Time	Sector 1	Sector 2	Sector 3	Sector 4	T.Sp
10	1:59.392	22.396	36.576	25.164	35.256	197.0							
11	1:59.025	22.458	36.336	25.145	35.086	195.5							

41 **Marc GARCIA** ESP
KOVE RACING TEAM

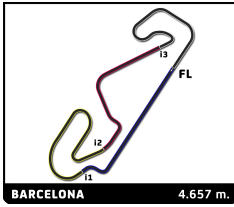
1	2:10.441	35.586	35.557	24.767	34.531	150.2
2	1:56.564	21.889	35.531	24.545	34.599	204.0
3	1:57.031	22.303	35.622	24.620	34.486	203.6
4	1:56.680	21.868	35.618	24.573	34.621	209.1
5	1:58.209	21.955	36.768	24.742	34.744	205.1
6	2:12.062 B	22.365	35.457	24.910	49.330	198.8
7	5:10.378	3:34.407	35.818	25.076	35.077	147.5
8	1:58.081	22.512	35.793	25.105	34.671	194.1
9	1:58.020	22.329	35.826	24.989	34.876	195.2
10	1:57.545	22.266	35.652	24.890	34.737	195.2
11	1:58.388	22.256	35.618	25.492	35.022	195.5

42 **Rosa JIMENEZ** ESP
ADN VG RACING KAWASAKI

1	2:02.873	26.583	35.975	25.291	35.024	177.9
2	1:58.297	22.234	35.994	24.979	35.090	204.7
3	1:59.104	22.738	36.035	24.963	35.368	195.9
4	1:59.419	22.937	36.170	24.894	35.418	196.2
5	2:00.416	22.790	37.127	25.461	35.038	204.0
6	1:58.220	22.232	35.942	24.895	35.151	209.1
7	1:59.039	22.350	36.301	25.080	35.308	208.3
8	1:59.332	22.797	36.357	25.027	35.151	201.0
9	1:59.553	22.869	36.497	24.961	35.226	197.0
10	2:00.140	22.800	36.718	25.127	35.495	195.2

24 **Michel AGAZZI** ITA
YAMAHA MS RACING YAMAHA

1	2:00.101	25.484	35.629	24.481	34.507	174.5
2	1:57.351	22.464	35.604	24.823	34.460	196.2

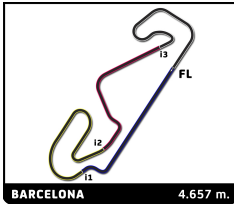


SS 300
RFME ESBK 2024
Carrera 1
Analysis by lap

Lapped

No	Lap Time	Gap	No	Lap Time	Gap	No	Lap Time	Gap	No	Lap Time	Gap	No	Lap Time	Gap
Lap 1			Lap 3			Lap 5			Lap 7			Lap 9		
1	1:59.578	0.000	1	1:57.515		1	1:57.709		1	1:57.070		1	1:58.120	
24	2:00.101	0.523	61	1:56.785	0.409	61	1:57.714	0.062	61	1:57.410	0.294	79	1:58.072	0.059
61	2:00.211	0.633	79	1:57.590	1.145	79	1:57.292	0.746	79	1:57.660	0.313	1	1:58.276	0.180
26	2:00.560	0.982	26	1:57.488	1.275	26	1:57.563	0.977	26	1:57.410	0.294	26	1:57.988	0.183
79	2:00.927	1.349	26	1:57.488	1.275	88	1:58.133	3.912	88	1:58.016	1.173	31	1:58.760	8.261
31	2:01.248	1.670	31	1:57.616	2.230	31	1:59.109	4.509	31	1:58.443	4.859	61	1:58.072	0.059
5	2:01.427	1.849	5	1:57.398	2.278	5	1:59.390	4.559	5	1:57.973	4.439	5	1:59.825	11.765
88	2:01.624	2.046	88	1:57.456	2.530	41	1:58.209	10.077	41	1:58.443	4.859	5	1:59.825	11.765
2	2:02.439	2.861	2	1:58.661	5.307	18	2:00.011	10.547	18	1:58.016	1.173	31	2:00.124	12.014
18	2:02.810	3.232	18	1:58.691	6.449	35	2:00.028	10.569	35	1:58.016	1.173	88	2:00.007	12.110
42	2:02.873	3.295	35	1:59.085	6.460	84	1:58.773	10.588	84	1:58.220	11.388	2	1:58.813	13.552
35	2:02.966	3.388	42	1:59.104	6.553	2	2:00.738	10.828	2	2:04.651	34.421	79	1:58.512	0.077
19	2:03.391	3.813	48	1:58.414	6.611	42	2:00.416	11.261	42	2:04.651	34.421	61	1:58.527	0.077
48	2:03.847	4.269	19	1:58.952	6.971	92	1:58.437	11.461	92	2:04.651	34.421	26	1:58.558	0.307
34	2:04.537	4.959	92	1:59.287	9.716	48	2:00.776	11.701	48	2:04.651	34.421	1	1:58.640	0.401
28	2:05.075	5.497	7	1:59.189	9.775	19	2:00.887	11.850	19	2:04.651	34.421	88	2:00.007	12.110
92	2:05.506	5.928	28	2:00.106	10.207	28	1:59.875	14.608	28	2:04.651	34.421	2	1:58.813	13.552
7	2:05.728	6.150	34	1:59.820	10.245	34	2:00.029	14.763	34	2:04.651	34.421	79	1:58.813	13.552
95	2:06.260	6.682	41	1:57.031	10.315	7	1:59.355	14.819	7	2:04.651	34.421	61	1:58.813	13.552
78	2:06.328	6.750	84	1:56.978	10.535	78	2:01.303	19.612	78	2:04.651	34.421	31	1:58.813	13.552
8	2:08.119	8.541	95	2:00.217	13.396	95	2:01.243	20.004	95	2:04.651	34.421	18	1:59.728	16.656
20	2:08.421	8.843	78	2:00.429	13.687	20	2:01.207	22.956	20	2:04.651	34.421	48	1:59.601	16.821
17	2:09.323	9.745	20	2:00.821	15.997	8	2:04.642	34.351	8	2:04.651	34.421	19	1:59.514	16.959
22	2:10.275	10.697	17	2:03.112	21.440	17	2:05.986	42.405	17	2:04.651	34.421	92	2:00.160	17.185
84	2:10.360	10.782	22	2:05.394	26.143				84	2:04.651	34.421	42	2:00.140	17.258
41	2:10.441	10.863				Lap 6			22	2:05.986	42.405	7	2:00.094	24.042
						Lap 8						28	2:00.240	24.096
						Lap 10						34	2:00.008	25.554
						Lap 11						95	2:01.972	37.920
												20	2:01.974	38.061
												78	2:01.954	38.150
												8	2:04.549	1:03.456
												17	2:04.691	1:03.559
												22	2:06.584	1:22.990
												84	4:52.974	1 Lap
												41	1:58.020	1 Lap





SS 300
RFME ESBK 2024
Carrera 1

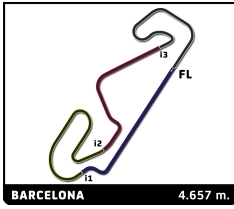
Analysis by lap

Lapped ■

No	Lap Time	Gap	No	Lap Time	Gap	No	Lap Time	Gap	No	Lap Time	Gap	No	Lap Time	Gap
35	1:59.981	18.121												
18	2:00.126	18.270												
92	1:59.700	18.373												
48	2:00.118	18.427												
19	2:00.132	18.579												
7	2:00.907	26.437												
28	2:00.931	26.515												
34	1:59.605	26.647												
95	2:02.711	42.119												
20	2:02.771	42.320												
78	2:02.732	42.370												
8	2:04.931	1:09.875												
17	2:04.957	1:10.004												
84	1:59.392	1 Lap												
22	2:07.108	1:31.586												
41	1:57.545	1 Lap												

Lap 12

79	1:57.773	
61	1:57.825	0.129
1	1:57.976	0.604
26	1:58.188	0.722
31	1:59.783	14.024
5	2:00.081	14.073
88	1:59.857	14.194
2	1:58.504	14.283
35	1:59.908	20.256
18	1:59.827	20.324
48	1:59.831	20.485
19	2:00.000	20.806
92	2:00.221	20.821
28	2:00.566	29.308
7	2:00.744	29.408
34	2:00.534	29.408
78	2:00.800	45.397
95	2:01.089	45.435
20	2:01.077	45.624
8	2:04.358	1:16.460
17	2:04.564	1:16.795
84	1:59.025	1 Lap
41	1:58.388	1 Lap
22	2:06.641	1:40.454

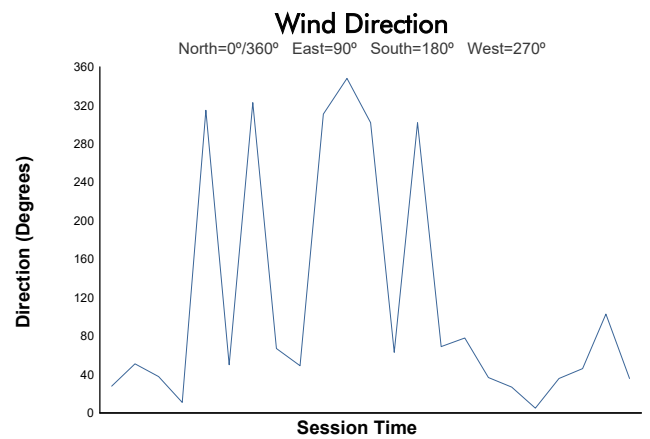
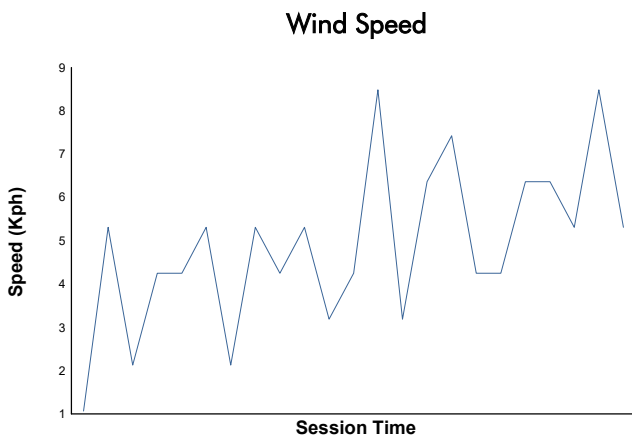
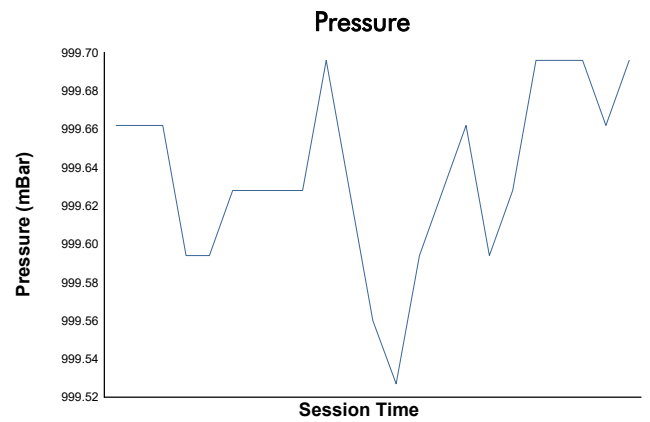
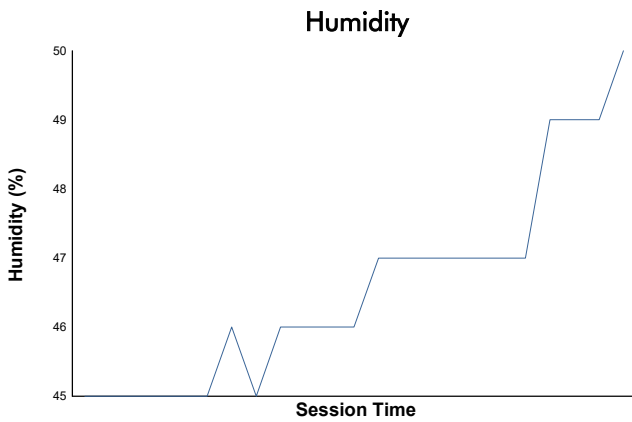
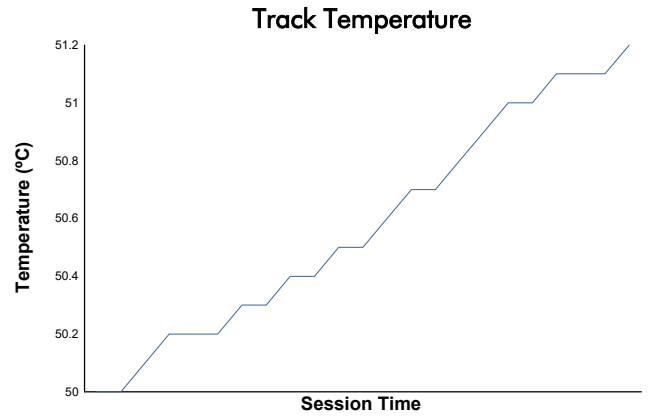
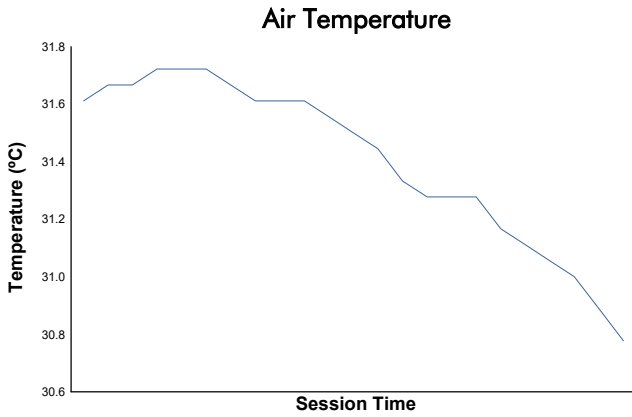


RFME ESBK 2024

SS 300

Carrera 1

Weather Report



Track Status: **DRY**