

SBK

RFME ESBK 2024

Entrenamiento Cronometrado

Classification

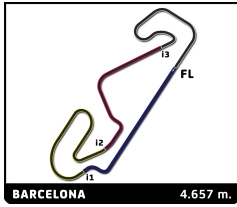
No	Rider	Nat	Team	Bike	Tires	Cl.	Time	Lap	Total	Gap	Kph
1	10 Unai ORRADRE	ESP	TEAM HONDA LAGLISSE	HONDA	Dunlop	SBK	1:42.727	8	13	-	163.8
2	43 Simon JESPERSEN	DEN	TEAM SCANDINAVIA	YAMAHA		SBK	1:42.957	6	10	+0.230 +0.230	163.5
3	12 Borja GOMEZ	ESP	TEAM HONDA LAGLISSE	HONDA	Dunlop	SBK	1:43.124	9	13	+0.397 +0.167	163.2
4	27 Filippo ROVELLI	ITA		BMW	Pirelli	SBK	1:43.208	7	9	+0.481 +0.084	163.1
5	53 Tito RABAT	ESP		KAWASAKI	Pirelli	SBK	1:43.214	9	13	+0.487 +0.006	163.1
6	1 Ivo LOPES	POR	BMW EASYRACE TEAM	BMW	Dunlop	SBK	1:43.333	8	12	+0.606 +0.119	162.9
7	40 Roman RAMOS	ESP	KAWASAKI PALMETO PL RACING	KAWASAKI	Pirelli	SBK	1:43.378	11	13	+0.651 +0.045	162.8
8	44 Steven ODENDAAL	RSA	NEW2 PROJECT	YAMAHA	Pirelli	SBK	1:43.561	4	11	+0.834 +0.183	162.5
9	33 Daniel VALLE	ESP		YAMAHA	Pirelli	STCK100	1:43.572	8	10	+0.845 +0.011	162.5
10	83 David SALVADOR	ESP	YAMAHA MS RACING	YAMAHA		STCK100	1:43.860	6	11	+1.133 +0.288	162.0
11	5 Christophe PONSSON	FRA	GIL MOTOR SPORT	BMW	Pirelli	SBK	1:43.901	7	10	+1.174 +0.041	162.0
12	21 Eduardo MONTERO	ESP	TEAM HONDA LAGLISSE	HONDA	Dunlop	STCK100	1:44.509	3	13	+1.782 +0.608	161.0
13	57 Dorian DA-RE	FRA			Pirelli	STCK100	1:47.215	3	7	+4.488 +2.706	157.0
14	25 Davide DE PATRE	ITA		BMW	Pirelli	SBK	1:47.959	7	9	+5.232 +0.744	155.9
15	38 Ola NESBAKKEN	ESP	YAMAHA TEAM SCANDINAVIA	YAMAHA	Pirelli	STCK100	1:48.724	3	12	+5.997 +0.765	154.8
16	4 Javier ARTIME	ESP	CERBA PROMORACING TEAM	YAMAHA	Pirelli	STCK100	1:49.091	4	10	+6.364 +0.367	154.3
17	37 Corey TINKER	GBR		YAMAHA	Pirelli	STCK100	1:49.202	11	13	+6.475 +0.111	154.1
Max. qual. time: 1:52.999											
82	Reto WIEDERKEHR	SUI		BMW	Pirelli	STCK100	1:55.442	3	5		145.8
81	Aleix VIU	ESP	BMW EASYRACE TEAM		Dunlop	STCK100			1		

Fastest Lap: Lap 8 Unai ORRADRE **1:42.727** 163.8 Kph

Track Status: **DRY**

Published at:

<p>Director de Carrera: Rafa Vilarrúbias</p>	<p>Cronometraje: Denis del Pozo</p>
---	--



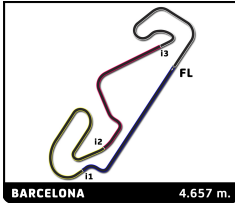
SBK
RFME ESBK 2024
Entrenamiento Cronometrado
Classification by Class

No Rider	Nat	Team	Bike	Time	Lap Total	Gap	Kph
STCK1000							
1 33 Daniel VALLE	ESP		YAMAHA	1:43.572	8 10		162.5
2 83 David SALVADOR	ESP	YAMAHA MS RACING	YAMAHA	1:43.860	6 11	+0.288 +0.288	162.0
3 21 Eduardo MONTERO	ESP	TEAM HONDA LAGLISSE	HONDA	1:44.509	3 13	+0.937 +0.649	161.0
4 57 Dorian DA-RE	FRA			1:47.215	3 7	+3.643 +2.706	157.0
5 38 Ola NESBAKKEN	ESP	YAMAHA TEAM SCANDINAVIA	YAMAHA	1:48.724	3 12	+5.152 +1.509	154.8
6 4 Javier ARTIME	ESP	CERBA PROMORACING TEAM	YAMAHA	1:49.091	4 10	+5.519 +0.367	154.3
7 37 Corey TINKER	GBR		YAMAHA	1:49.202	11 13	+5.630 +0.111	154.1
■ Max. qual. time: 1:52.999							
82 Reto WIEDERKEHR	SUI		BMW	1:55.442	3 5		145.8
81 Aleix VIU	ESP	BMW EASYRACE TEAM			1		
SBK							
1 10 Unai ORRADRE	ESP	TEAM HONDA LAGLISSE	HONDA	1:42.727	8 13		163.8
2 43 Simon JESPERSEN	DEN	TEAM SCANDINAVIA	YAMAHA	1:42.957	6 10	+0.230 +0.230	163.5
3 12 Borja GOMEZ	ESP	TEAM HONDA LAGLISSE	HONDA	1:43.124	9 13	+0.397 +0.167	163.2
4 27 Filippo ROVELLI	ITA		BMW	1:43.208	7 9	+0.481 +0.084	163.1
5 53 Tito RABAT	ESP		KAWASAKI	1:43.214	9 13	+0.487 +0.006	163.1
6 1 Ivo LOPES	POR	BMW EASYRACE TEAM	BMW	1:43.333	8 12	+0.606 +0.119	162.9
7 40 Roman RAMOS	ESP	KAWASAKI PALMETO PL RACING	KAWASAKI	1:43.378	11 13	+0.651 +0.045	162.8
8 44 Steven ODENDAAL	RSA	NEW2 PROJECT	YAMAHA	1:43.561	4 11	+0.834 +0.183	162.5
9 5 Christophe PONSSON	FRA	GIL MOTOR SPORT	BMW	1:43.901	7 10	+1.174 +0.340	162.0
10 25 Davide DE PATRE	ITA		BMW	1:47.959	7 9	+5.232 +4.058	155.9

Published at:

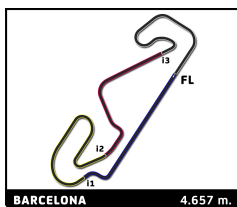
Track Status: **DRY**

<p>Director de Carrera: Rafa Vilarrúbias</p>	<p>Cronometraje: Denis del Pozo</p>
---	--



SBK
RFME ESBK 2024
Entrenamiento Cronometrado
Best Sector Times

Sector 1			Sector 2			Sector 3			Ideal Lap	Best Lap	
Pos	No Rider	Time	No Rider	Time	No Rider	Time	Pos	No Rider			
1	10 U.ORRADRE	17.627	43 S.JESPERSEN	32.148	10 U.ORRADRE	21.127	1	10 U.ORRADRE	1:42.676	1:42.727	(1)
2	27 F.ROVELLI	17.644	53 T.RABAT	32.175	12 B.GOMEZ	21.149	2	43 S.JESPERSEN	1:42.775	1:42.957	(2)
3	43 S.JESPERSEN	17.753	40 R.RAMOS	32.217	43 S.JESPERSEN	21.170	3	53 T.RABAT	1:42.813	1:43.214	(5)
4	1 I.LOPES	17.766	10 U.ORRADRE	32.283	27 F.ROVELLI	21.211	4	12 B.GOMEZ	1:42.998	1:43.124	(3)
5	12 B.GOMEZ	17.775	12 B.GOMEZ	32.290	53 T.RABAT	21.232	5	27 F.ROVELLI	1:43.142	1:43.208	(4)
6	5 C.PONSSON	17.836	44 S.ODENDAAL	32.303	40 R.RAMOS	21.271	6	1 I.LOPES	1:43.284	1:43.333	(6)
7	53 T.RABAT	17.904	33 D.VALLE	32.316	1 I.LOPES	21.297	7	40 R.RAMOS	1:43.348	1:43.378	(7)
8	40 R.RAMOS	17.930	27 F.ROVELLI	32.358	5 C.PONSSON	21.304	8	44 S.ODENDAAL	1:43.366	1:43.561	(8)
9	44 S.ODENDAAL	17.946	1 I.LOPES	32.359	44 S.ODENDAAL	21.345	9	33 D.VALLE	1:43.568	1:43.572	(9)
10	83 D.SALVADOR	17.968	83 D.SALVADOR	32.378	83 D.SALVADOR	21.410	10	5 C.PONSSON	1:43.731	1:43.901	(11)
11	33 D.VALLE	17.973	5 C.PONSSON	32.486	33 D.VALLE	21.454	11	83 D.SALVADOR	1:43.803	1:43.860	(10)
12	21 E.MONTERO	18.006	21 E.MONTERO	32.606	21 E.MONTERO	21.506	12	21 E.MONTERO	1:44.356	1:44.509	(12)
13	57 D.DA-RE	18.578	57 D.DA-RE	33.577	81 A.VIU	22.058	13	57 D.DA-RE	1:47.085	1:47.215	(13)
14	38 O.NESBAKKEN	18.616	25 D.DE PATRE	33.578	57 D.DA-RE	22.112	14	25 D.DE PATRE	1:47.807	1:47.959	(14)
15	25 D.DE PATRE	18.756	81 A.VIU	33.634	38 O.NESBAKKEN	22.262	15	38 O.NESBAKKEN	1:48.405	1:48.724	(15)
16	37 C.TINKER	18.887	38 O.NESBAKKEN	33.844	25 D.DE PATRE	22.296	16	4 J.ARTIME	1:48.788	1:49.091	(16)
17	4 J.ARTIME	18.936	82 R.WIEDERKEHR	33.935	37 C.TINKER	22.373	17	37 C.TINKER	1:49.150	1:49.202	(17)
18	82 R.WIEDERKEHR	22.263	4 J.ARTIME	33.948	4 J.ARTIME	22.490	18	82 R.WIEDERKEHR	1:52.355	1:55.442	(18)
19	81 A.VIU	3:45.992	37 C.TINKER	34.192	82 R.WIEDERKEHR	22.735	19	81 A.VIU	1:51.4591		



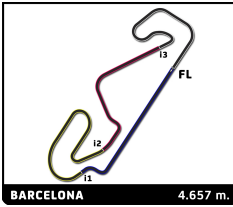
SBK

RFME ESBK 2024

Entrenamiento Cronometrado

Best Top Speed

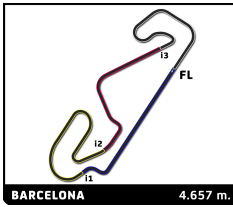
No Rider	Team	Class	Top 1		Top 2		Top 3		Top 4		Top 5		Avg
			Kph	Lap	Kph	Lap	Kph	Lap	Kph	Lap	Kph	Lap	
10 Unai ORRADRE	TEAM HONDA LAGLISSE	SBK	310.6	3	308.0	6	307.1	9	307.1	5	305.4	4	307.6
27 Filippo ROVELLI		SBK	310.6	2	310.6	3	307.1	7	304.5	4	303.7	8	307.3
12 Borja GOMEZ	TEAM HONDA LAGLISSE	SBK	307.1	3	305.4	4	304.5	5	304.5	2	303.7	13	305.0
21 Eduardo MONTERO	TEAM HONDA LAGLISSE	STCK1000	306.3	3	306.3	2	302.8	13	302.8	8	302.8	4	304.2
5 Christophe PONSSON	GIL MOTOR SPORT	SBK	304.5	4	304.5	3	302.8	2	301.2	7	300.3	6	302.7
33 Daniel VALLE		STCK1000	303.7	4	299.5	8	298.7	5	297.9	3	297.0	9	299.4
53 Tito RABAT		SBK	302.8	3	300.3	8	300.3	2	298.7	4	296.2	9	299.7
1 Ivo LOPES	BMW EASYRACE TEAM	SBK	301.2	8	300.3	12	300.3	3	299.5	9	299.5	2	300.2
83 David SALVADOR	YAMAHA MS RACING	STCK1000	301.2	3	298.7	6	298.7	4	298.7	2	297.0	7	298.9
4 Javier ARTIME	CERBA PROMORACING TEAM	STCK1000	298.7	8	298.7	3	297.0	9	296.2	2	293.0	7	296.7
40 Roman RAMOS	KAWASAKI PALMETO PL RACING	SBK	298.7	4	297.0	5	296.2	6	295.4	8	295.4	3	296.5
43 Simon JESPERSEN	TEAM SCANDINAVIA	SBK	297.9	3	297.0	6	296.2	5	295.4	10	295.4	7	296.4
25 Davide DE PATRE		SBK	297.0	3	296.2	2	293.8	4	293.0	6	293.0	7	294.6
44 Steven ODENDAAL	NEW2 PROJECT	SBK	297.0	4	296.2	11	296.2	3	295.4	10	295.4	7	296.0
57 Dorian DA-RE		STCK1000	295.4	4	292.3	3	289.1	7	288.4	5	204.4	1	273.9
38 Ola NESBAKKEN	YAMAHA TEAM SCANDINAVIA	STCK1000	294.6	3	291.5	6	291.5	9	291.5	7	291.5	5	292.1
37 Corey TINKER		STCK1000	291.5	13	291.5	10	291.5	9	291.5	8	291.5	6	291.5
82 Reto WIEDERKEHR		STCK1000	202.1	4	194.5	3	186.2	5	141.9	1	120.8	2	169.1
81 Aleix VIU	BMW EASYRACE TEAM	STCK1000	187.4	1									187.4



SBK
RFME ESBK 2024
Entrenamiento Cronometrado

Fastest Lap Sequence

Elapsed	No Rider	Team	Bike	Class	Time	Kph	Lap
3:48.143	43 Simon JESPERSEN	TEAM SCANDINAVIA	YAMAHA	SBK	1:44.260	161.4	2
4:07.214	40 Roman RAMOS	KAWASAKI PALMETO PL RACING	KAWASAKI	SBK	1:43.989	161.8	2
4:08.017	53 Tito RABAT		KAWASAKI	SBK	1:43.986	161.8	2
4:43.929	1 Ivo LOPES	BMW EASYRACE TEAM	BMW	SBK	1:43.715	162.3	2
5:51.480	53 Tito RABAT		KAWASAKI	SBK	1:43.463	162.7	3
17:39.560	43 Simon JESPERSEN	TEAM SCANDINAVIA	YAMAHA	SBK	1:43.396	162.8	5
19:04.523	40 Roman RAMOS	KAWASAKI PALMETO PL RACING	KAWASAKI	SBK	1:43.392	162.8	8
19:22.517	43 Simon JESPERSEN	TEAM SCANDINAVIA	YAMAHA	SBK	1:42.957	163.5	6
22:08.659	10 Unai ORRADRE	TEAM HONDA LAGLISSE	HONDA	SBK	1:42.727	163.8	8



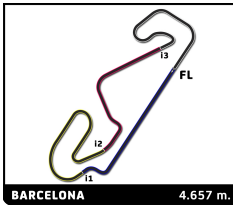
SBK RFME ESBK 2024

Entrenamiento Cronometrado

Sector Analysis

— Invalidated Lap ■ Personal Best ■ Session Best B Crossing the pit lane

Lap	Time	Sector 1	Sector 2	Sector 3	Sector 4	T.Sp	Lap	Time	Sector 1	Sector 2	Sector 3	Sector 4	T.Sp		
10 Unai ORRADRE ESP TEAM HONDA LAGLISSE HONDA							53 Tito RABAT ESP KAWASAKI								
1	3:37.367	2:07.381	34.994	22.142	32.850	170.1	1	2:24.031	56.403	33.887	21.840	31.901	180.9		
2	1:43.925	17.860	32.537	21.376	32.152	305.4	2	1:43.986	18.285	32.286	21.617	31.798	300.3		
3	1:43.602	17.691	32.499	21.337	32.075	310.6	3	1:43.463	17.914	32.175	21.560	31.814	302.8		
4	1:52.252	17.627	33.763	24.625	36.237	305.4	4	1:43.702	17.952	32.511	21.385	31.854	298.7		
5	1:43.676	17.730	32.464	21.259	32.223	307.1	5	1:43.860	18.045	32.335	21.449	32.031	293.8		
6	2:03.352	B	18.249	33.167	21.839	50.097	308.0	6	2:05.543	B	18.391	34.060	21.918	51.174	293.0
7	7:41.758	6:13.169	34.370	22.004	32.215	187.4	7	7:40.909	5:54.850	44.463	26.978	34.618	149.3		
8	1:42.727	17.678	32.283	21.127	31.639	303.7	8	1:46.862	18.299	35.677	21.384	31.502	300.3		
9	1:42.970	17.687	32.290	21.159	31.834	307.1	9	1:43.214	17.904	32.266	21.232	31.812	296.2		
10	1:44.100	18.003	32.957	21.171	31.969	303.7	10	1:51.966	18.026	32.187	21.365	40.388	293.8		
11	1:46.291	17.719	32.482	22.519	33.571	303.7	11	2:07.816	B	21.973	35.455	22.799	47.589	293.8	
12	1:44.757	18.057	32.748	21.471	32.481	293.8	12	2:37.588	B	53.174	34.534	22.705	47.175	197.0	
13	1:47.956	18.036	34.516	22.049	33.355	303.7	13	2:26.262	52.453	34.893	23.314	35.602	198.0		
43 Simon JESPERSEN DEN TEAM SCANDINAVIA YAMAHA							1 Ivo LOPES POR BMW EASYRACE TEAM BMW								
1	2:03.883	36.438	33.213	21.759	32.473	199.9	1	3:00.214	1:32.640	33.388	21.818	32.368	204.7		
2	1:44.260	18.019	32.548	21.623	32.070	294.6	2	1:43.715	17.954	32.359	21.478	31.924	299.5		
3	3:00.293	B	18.029	33.624	1:21.283	47.357	297.9	3	1:44.929	17.870	32.676	21.652	32.731	300.3	
4	9:07.728	7:39.752	33.807	22.134	32.035	184.6	4	1:44.070	17.967	32.596	21.355	32.152	298.7		
5	1:43.396	18.010	32.313	21.234	31.839	296.2	5	2:00.645	B	17.970	32.988	22.402	47.285	296.2	
6	1:42.957	17.935	32.148	21.170	31.704	297.0	6	5:50.202	4:22.261	33.370	22.040	32.531	175.4		
7	1:58.008	B	17.753	33.121	21.573	45.561	295.4	7	1:43.650	18.011	32.367	21.297	31.975	297.9	
8	5:37.935	3:57.439	34.770	22.846	42.880	180.3	8	1:43.333	17.766	32.362	21.343	31.862	301.2		
9	1:43.668	18.048	32.448	21.310	31.862	293.0	9	2:01.154	B	17.918	33.107	21.711	48.418	299.5	
10	1:43.237	17.902	32.185	21.289	31.861	295.4	10	5:49.921	4:22.807	33.097	21.640	32.377	149.8		
							11	1:44.641	17.976	32.689	21.463	32.513	297.9		
							12	1:45.855	18.166	33.075	21.887	32.727	300.3		
12 Borja GOMEZ ESP TEAM HONDA LAGLISSE HONDA							40 Roman RAMOS ESP KAWASAKI PALMETO PL RACING KAWASAKI								
1	3:44.769	2:14.923	34.322	22.320	33.204	194.1	1	2:23.225	55.191	33.750	22.054	32.230	173.4		
2	1:44.261	17.995	32.745	21.394	32.127	304.5	2	1:43.989	18.071	32.450	21.492	31.976	293.8		
3	1:43.542	17.777	32.445	21.329	31.991	307.1	3	1:44.199	17.930	32.503	21.558	32.208	295.4		
4	1:43.511	17.789	32.496	21.217	32.009	305.4	4	1:44.336	18.175	32.591	21.434	32.136	298.7		
5	1:43.618	17.807	32.563	21.271	31.977	304.5	5	1:44.258	18.013	32.560	21.438	32.247	297.0		
6	2:05.339	B	18.168	35.009	22.103	50.059	303.7	6	2:00.967	B	18.065	33.567	21.934	47.401	296.2
7	7:18.574	5:47.602	34.253	22.767	33.952	162.8	7	6:00.157	4:33.150	33.284	21.465	32.258	152.3		
8	1:43.381	18.021	32.290	21.277	31.793	302.8	8	1:43.392	17.939	32.217	21.271	31.965	295.4		
9	1:43.124	17.831	32.360	21.149	31.784	303.7	9	2:02.274	B	18.371	34.380	21.402	48.121	293.8	
10	1:43.329	17.775	32.381	21.293	31.880	303.7	10	4:27.138	2:59.099	34.032	21.841	32.166	163.7		
11	1:55.058	17.816	32.594	25.117	39.531	301.2	11	1:43.378	17.936	32.219	21.293	31.930	293.8		
12	1:43.839	17.874	32.567	21.334	32.064	302.8	12	1:43.936	17.990	32.524	21.340	32.082	293.8		
13	1:56.166	18.454	38.289	24.388	35.035	303.7	13	1:53.160	18.904	38.077	22.439	33.740	293.8		
27 Filippo ROVELLI ITA BMW							44 Steven ODENDAAL RSA NEW2 PROJECT YAMAHA								
1	3:38.635	1:36.753	40.911	29.560	51.411	133.4	1	2:44.569	1:15.206	34.503	22.333	32.527	169.9		
2	1:45.132	18.146	33.200	21.474	32.312	310.6	2	1:44.317	18.224	32.555	21.549	31.989	293.0		
3	1:44.541	17.918	32.615	21.611	32.397	310.6	3	1:44.089	18.132	32.427	21.573	31.957	296.2		
4	1:43.933	17.829	32.539	21.434	32.131	304.5	4	1:43.561	17.946	32.406	21.352	31.857	297.0		
5	2:07.085	B	17.791	32.660	21.587	55.047	302.8	5	2:02.067	B	18.092	33.102	22.798	48.075	294.6
6	9:27.787	7:58.746	34.277	22.283	32.481	182.4	6	11:34.125	...	33.984	21.839	32.211	167.5		
7	1:43.208	17.710	32.358	21.211	31.929	307.1	7	1:44.546	18.228	32.771	21.466	32.081	295.4		
8	2:00.617	B	17.644	32.430	21.261	49.282	303.7								
9	6:54.162	5:22.928	34.774	23.199	33.261	100.9									



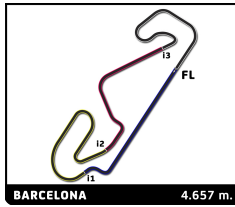
SBK RFME ESBK 2024

Entrenamiento Cronometrado

Sector Analysis

— Invalidated Lap ■ Personal Best ■ Session Best B Crossing the pit lane

Lap	Time	Sector 1	Sector 2	Sector 3	Sector 4	T.Spd	Lap	Time	Sector 1	Sector 2	Sector 3	Sector 4	T.Spd
8	1:43.710	18.008	32.303	21.391	32.008	294.6	11	1:44.784	18.071	32.832	21.506	32.375	300.3
9	1:58.341	18.079	32.585	21.759	45.918	294.6	12	1:44.801	18.070	32.766	21.542	32.423	302.0
10	1:43.607	18.131	32.359	21.345	31.772	295.4	13	1:44.986	18.056	32.860	21.610	32.460	302.8
11	1:43.687	18.033	32.455	21.366	31.833	296.2							
33	Daniel VALLE					ESP	57	Dorian DA-RE					FRA
						YAMAHA	1	2:45.250B	1:01.107	34.524	22.570	47.049	204.4
1	2:23.696	56.617	33.212	21.831	32.036	203.2	2	2:05.921	36.781	33.809	22.376	32.955	188.7
2	1:44.181	18.264	32.389	21.600	31.928	296.2	3	1:47.215	18.708	33.577	22.112	32.818	292.3
3	1:43.965	18.243	32.343	21.512	31.867	297.9	4	1:47.501	18.620	33.581	22.389	32.911	295.4
4	1:44.146	18.061	32.517	21.478	32.090	303.7	5	2:01.839B	18.578	33.913	22.441	46.907	288.4
5	1:44.160	18.108	32.458	21.454	32.140	298.7	6	11:08.695	9:38.147	34.542	22.469	33.537	179.4
6	2:03.147B	18.997	34.427	22.364	47.359	277.3	7	2:03.388B	18.738	34.004	22.453	48.193	289.1
7	5:58.246	4:31.807	32.908	21.588	31.943	146.3							
8	1:43.572	17.973	32.316	21.458	31.825	299.5	25	Davide DE PATRE					ITA
9	2:04.134B	18.250	37.166	21.509	47.209	297.0							BMW
10	9:39.453	7:58.183	43.024	23.342	34.904	148.5	1	3:06.073	1:23.345	36.214	25.028	41.486	177.6
83	David SALVADOR					ESP	2	1:49.549	19.094	34.394	22.695	33.366	296.2
						YAMAHA MS RACING	3	1:48.121	18.756	33.578	22.296	33.491	297.0
1	3:38.327	1:35.023	43.351	29.617	50.336	195.2	4	2:26.725B	18.892	42.478	27.658	57.697	293.8
2	1:45.067	18.241	32.877	21.701	32.248	298.7	5	13:20.578	...	37.509	23.827	38.783	143.6
3	1:49.622	17.968	32.823	21.501	37.330	301.2	6	1:51.699	19.106	33.866	22.435	36.292	293.0
4	2:01.582B	17.982	32.892	21.701	49.007	298.7	7	1:47.959	18.798	33.632	22.352	33.177	293.0
5	10:49.146	9:16.490	35.917	22.866	33.873	168.0	8	1:48.716	18.895	33.801	22.563	33.457	291.5
6	1:43.860	18.025	32.378	21.410	32.047	298.7	9	2:19.110	20.316	45.390	27.877	45.527	293.0
7	1:45.127	17.997	32.870	21.752	32.508	297.0							
8	1:45.952	18.165	33.188	21.762	32.837	296.2	38	Ola NESBAKKEN					ESP
9	1:47.882	18.187	33.196	21.807	34.692	295.4							YAMAHA TEAM SCANDINAVIA
10	2:07.601B	18.094	33.241	21.816	54.450	296.2	1	2:37.578B	52.299	35.909	23.482	45.888	170.7
11	2:24.190	50.646	36.218	23.019	34.307	196.2	2	4:00.150	2:28.443	34.811	22.665	34.231	84.1
5	Christophe PONSSON					FRA	3	1:48.724	18.689	33.935	22.417	33.683	294.6
						GIL MOTOR SPORT	4	1:48.836	18.616	33.844	22.376	34.000	287.6
1	2:25.196	56.817	33.992	21.935	32.452	207.9	5	1:48.617	18.648	33.968	22.293	33.708	291.5
2	1:44.077	17.975	32.486	21.450	32.166	302.8	6	1:50.603	18.748	34.889	23.014	33.952	291.5
3	1:44.104	17.937	32.496	21.426	32.245	304.5	7	2:01.811B	19.048	35.820	23.263	43.680	291.5
4	1:56.696B	17.836	33.256	22.664	42.940	304.5	8	7:03.991	5:28.120	35.563	24.734	35.574	120.5
5	9:33.655	8:05.706	33.715	21.664	32.570	151.8	9	1:49.554	18.828	34.316	22.387	34.023	291.5
6	1:44.050	17.914	32.512	21.519	32.105	300.3	10	1:48.976	18.692	34.068	22.285	33.931	291.5
7	1:43.901	17.869	32.493	21.304	32.235	301.2	11	1:49.107	18.668	34.236	22.262	33.941	290.7
8	1:44.671	18.011	32.901	21.591	32.168	297.9	12	1:49.345	18.682	34.152	22.357	34.154	289.9
9	1:58.460B	18.090	34.267	23.563	42.540	297.0							
10	6:52.305	5:18.156	36.314	23.273	34.562	150.8	4	Javier ARTIME					ESP
21	Eduardo MONTERO					ESP							CERBA PROMORACING TEAM
						TEAM HONDA LAGLISSE	1	3:05.732	1:30.720	36.608	23.490	34.914	126.1
1	3:37.664	2:08.084	34.496	22.256	32.828	192.4	2	1:50.437	19.272	34.311	23.146	33.708	296.2
2	1:44.637	18.101	32.723	21.568	32.245	306.3	3	1:49.121	19.161	33.948	22.541	33.471	298.7
3	1:44.509	18.006	32.606	21.659	32.238	306.3	4	1:49.091	18.936	34.183	22.490	33.482	292.3
4	1:44.729	18.037	32.658	21.576	32.458	302.8	5	2:13.440B	19.376	35.057	26.265	52.742	289.9
5	1:44.874	18.073	32.831	21.532	32.438	299.5	6	12:11.435	...	38.550	27.459	35.533	100.0
6	2:09.597B	19.167	37.959	22.092	50.379	301.2	7	1:51.238	19.356	35.041	22.924	33.917	293.0
7	7:40.426	6:11.808	34.302	21.981	32.335	185.2	8	1:49.619	19.313	34.140	22.752	33.414	298.7
8	1:47.276	18.095	33.014	21.513	34.654	302.8	9	1:49.381	18.968	33.981	22.716	33.716	297.0
9	1:45.106	18.134	32.884	21.589	32.499	301.2	10	2:39.305	27.110	1:05.699	29.427	37.069	245.4
10	1:45.054	18.219	32.770	21.590	32.475	300.3							
37	Corey TINKER					GBR	37	Corey TINKER					YAMAHA
						YAMAHA	1	4:42.078	3:08.591	35.855	23.370	34.262	152.1



SBK

RFME ESBK 2024

Entrenamiento Cronometrado

Sector Analysis

— Invalidated Lap ■ Personal Best ■ Session Best B Crossing the pit lane

Lap	Time	Sector 1	Sector 2	Sector 3	Sector 4	T.Sp	Lap	Time	Sector 1	Sector 2	Sector 3	Sector 4	T.Sp
2	1:50.623	19.406	34.453	23.028	33.736	291.5							
3	1:49.863	19.230	34.291	22.644	33.698	290.7							
4	1:50.174	19.116	34.260	22.726	34.072	291.5							
5	1:49.973	19.214	34.359	22.664	33.736	291.5							
6	2:14.030B	19.366	35.297	23.392	55.975	291.5							
7	6:23.904	4:48.904	37.159	23.375	34.466	101.5							
8	1:49.703	19.035	34.225	22.624	33.819	291.5							
9	1:49.343	19.012	34.192	22.427	33.712	291.5							
10	1:49.599	18.887	34.315	22.557	33.840	291.5							
11	1:49.202	18.900	34.199	22.373	33.730	289.1							
12	1:59.550	24.379	37.031	23.400	34.740	287.6							
13	1:49.642	19.061	34.298	22.504	33.779	291.5							

82 Reto WIEDERKEHR

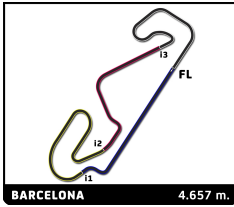
SUI
BMW

1	3:01.669B	1:12.658	37.824	25.386	45.801	141.9
2	13:12.259	...	36.811	24.500	34.481	120.8
3	1:55.442	22.317	35.081	23.668	34.376	194.5
4	2:02.869B	22.263	34.760	23.729	42.117	202.1
5	10:05.321	8:35.229	33.935	22.735	33.422	186.2

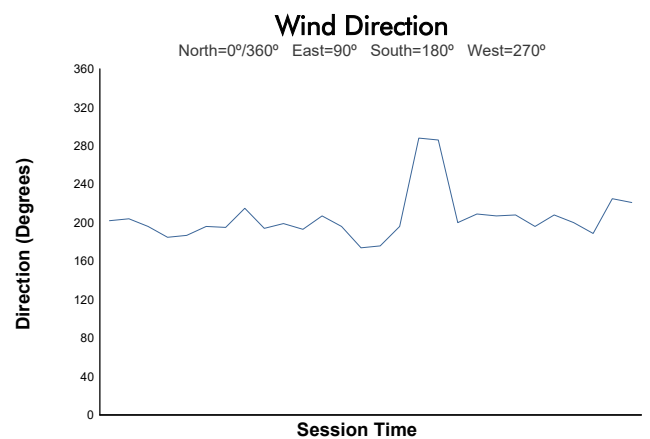
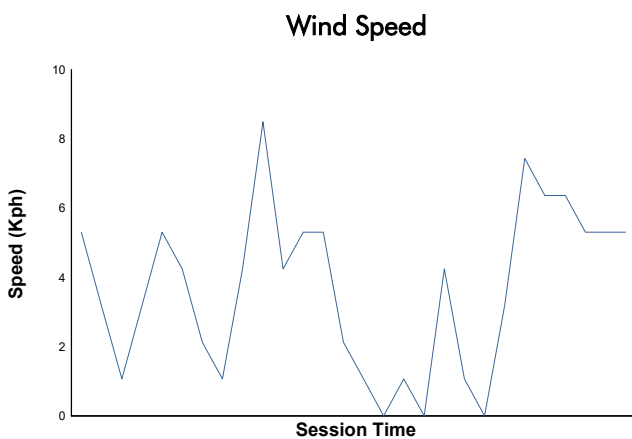
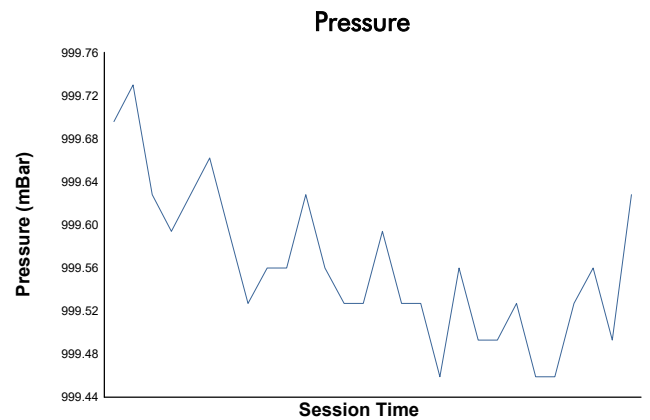
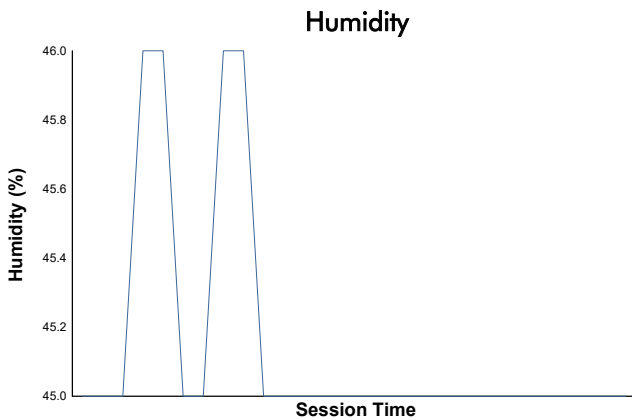
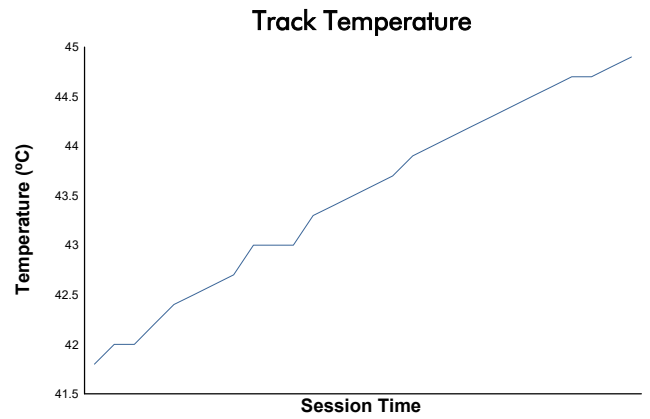
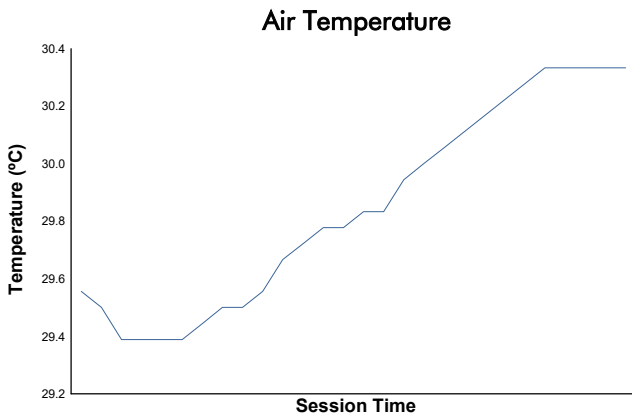
81 Aleix VIU

ESP
BMW EASYRACE TEAM

1	15:22.808	...	33.634	22.058	32.907	187.4
---	-----------	-----	---------------	---------------	---------------	-------



RFME ESBK 2024
SBK
Entrenamiento Cronometrado
Weather Report



Track Status: **DRY**