

SBK
RFME ESBK 2024
Carrera 2 (16 Laps, 74.7 km.)

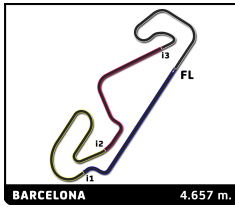
Starting Grid

82 R. WIEDERKEHR	1:55.442	18	37 C. TINKER	1:49.202	17	81 A. VIU	1:42.727	1	7
38 O. NESBAKKEN	1:48.724	15	25 D. DE PATRE	1:47.959	14	4 J. ARTIME	1:49.091	16	6
44 S. ODENDAAL	1:43.561	12	53 T. RABAT	1:43.214	11	57 D. DA-RE	1:47.215	13	5
40 R. RAMOS	1:43.378	9	83 D. SALVADOR	1:43.860	8	27 F. ROVELLI	1:43.208	10	4
33 D. VALLE	1:43.572	6	5 C. PONSSON	1:43.901	5	21 E. MONTERO	1:44.509	7	3
43 S. JESPERSEN	1:42.957	3	12 B. GOMEZ	1:43.124	2	1 I. LOPES	1:43.333	4	2
						10 U. ORRADRE	1:42.727	1	1

Pole

Director de Carrera:
Rafa Vilarrúbias

Cronometraje:
Denís del Pozo



SBK
RFME ESBK 2024
Carrera 2 (16 Laps, 74.7 km.)

Classification

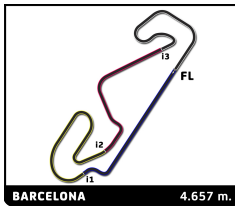
No Rider	Nat	Team	Bike	Tires	Cl.	Laps	Total Time	Gap	Kph	Best Lap				
										Lap	Time	Kph		
1	12	Borja GOMEZ	ESP	TEAM HONDA LAGLISSE	HONDA	Dunlop	SBK	16	28:07.280	-	159.3	3	1:44.629	160.9
2	10	Unai ORRADRE	ESP	TEAM HONDA LAGLISSE	HONDA	Dunlop	SBK	16	28:07.337	+0.057	159.3	3	1:44.647	160.8
3	43	Simon JESPERSEN	DEN	TEAM SCANDINAVIA	YAMAHA		SBK	16	28:09.560	+2.280	159.1	3	1:44.810	160.6
4	1	Ivo LOPES	POR	BMW EASYRACE TEAM	BMW	Dunlop	SBK	16	28:10.240	+2.960	159.0	12	1:44.721	160.7
5	40	Roman RAMOS	ESP	KAWASAKI PALMETO PL RACING	KAWASAKI	Pirelli	SBK	16	28:20.959	+13.679	158.0	2	1:44.874	160.5
6	21	Eduardo MONTERO	ESP	TEAM HONDA LAGLISSE	HONDA	Dunlop	STCK100	16	28:21.658	+14.378	157.9	2	1:45.630	159.3
7	53	Tito RABAT	ESP		KAWASAKI	Pirelli	SBK	16	28:27.520	+20.240	157.4	2	1:44.948	160.4
8	83	David SALVADOR	ESP	YAMAHA MS RACING	YAMAHA		STCK100	16	28:27.901	+20.621	157.4	2	1:44.897	160.4
9	5	Christophe PONSSON	FRA	GIL MOTOR SPORT	BMW	Pirelli	SBK	16	28:29.094	+21.814	157.3	2	1:44.935	160.4
10	33	Daniel VALLE	ESP		YAMAHA	Pirelli	STCK100	16	28:29.231	+21.951	157.2	4	1:45.216	160.0
11	57	Dorian DA-RE	FRA			Pirelli	STCK100	16	29:13.330	+1:06.050	153.3	3	1:47.886	156.0
12	82	Reto WIEDERKEHR	SUI		BMW	Pirelli	STCK100	16	29:28.714	+1:21.434	152.0	4	1:49.189	154.1
13	38	Ola NESBAKKEN	ESP	YAMAHA TEAM SCANDINAVIA	YAMAHA	Pirelli	STCK100	16	29:30.627	+1:23.347	151.8	3	1:49.456	153.8
Not classified														
25	Davide DE PATRE	ITA		BMW	Pirelli	SBK	11	20:32.335				2	1:48.451	155.2
27	Filippo ROVELLI	ITA		BMW	Pirelli	SBK	5	8:50.866				3	1:45.128	160.1
37	Corey TINKER	GBR		YAMAHA	Pirelli	STCK100	5	9:40.772				3	1:49.179	154.2
Not Started														
44	Steven ODENDAAL	RSA	NEW2 PROJECT	YAMAHA	Pirelli	SBK								
4	Javier ARTIME	ESP	CERBA PROMORACING TEAM	YAMAHA	Pirelli	STCK100								
81	Alex VIU	ESP	BMW EASYRACE TEAM		Dunlop	STCK100								

Pole Position:	Unai ORRADRE	1:42.727	163.8 Kph
Fastest Lap:	Lap3 Borja GOMEZ	1:44.629	160.9 Kph

Published at:

Track Status: **DRY**

Director de Carrera: Rafa Vilarrúbias	Cronometraje: Denís del Pozo
---	--



SBK

RFME ESBK 2024

Carrera 2 (16 Laps, 74.7 km.)

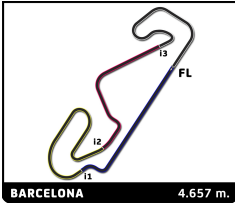
Classification by Class

No	Rider	Nat	Team	Bike	Laps	Total Time	Gap	Kph	Best Lap		
									Lap	Time	Kph
STCK1000											
1	21 Eduardo MONTERO	ESP	TEAM HONDA LAGLISSE	HONDA	16	28:21.658		157.9	2	1:45.630	159.3
2	83 David SALVADOR	ESP	YAMAHA MS RACING	YAMAHA	16	28:27.901	+6.243	157.4	2	1:44.897	160.4
3	33 Daniel VALLE	ESP		YAMAHA	16	28:29.231	+7.573	157.2	4	1:45.216	160.0
4	57 Dorian DA-RE	FRA			16	29:13.330	+51.672	153.3	3	1:47.886	156.0
5	82 Reto WIEDERKEHR	SUI		BMW	16	29:28.714	+1'07.056	152.0	4	1:49.189	154.1
6	38 Ola NESBAKKEN	ESP	YAMAHA TEAM SCANDINAVIA	YAMAHA	16	29:30.627	+1'08.969	151.8	3	1:49.456	153.8
Not classified											
37	Corey TINKER	GBR		YAMAHA	5	9:40.772	11 Laps		3	1:49.179	154.2
Not Started											
4	Javier ARTIME	ESP	CERBA PROMORACING TEAM	YAMAHA			16 Laps				
81	Aleix VIU	ESP	BMW EASYRACE TEAM				16 Laps				
SBK											
1	12 Borja GOMEZ	ESP	TEAM HONDA LAGLISSE	HONDA	16	28:07.280		159.3	3	1:44.629	160.9
2	10 Unai ORRADRE	ESP	TEAM HONDA LAGLISSE	HONDA	16	28:07.337	+0.057	159.3	3	1:44.647	160.8
3	43 Simon JESPERSEN	DEN	TEAM SCANDINAVIA	YAMAHA	16	28:09.560	+2.280	159.1	3	1:44.810	160.6
4	1 Ivo LOPES	POR	BMW EASYRACE TEAM	BMW	16	28:10.240	+2.960	159.0	12	1:44.721	160.7
5	40 Roman RAMOS	ESP	KAWASAKI PALMETO PL RACING	KAWASAKI	16	28:20.959	+13.679	158.0	2	1:44.874	160.5
6	53 Tito RABAT	ESP		KAWASAKI	16	28:27.520	+20.240	157.4	2	1:44.948	160.4
7	5 Christophe PONSSON	FRA	GIL MOTOR SPORT	BMW	16	28:29.094	+21.814	157.3	2	1:44.935	160.4
Not classified											
25	Davide DE PATRE	ITA		BMW	11	20:32.335	5 Laps		2	1:48.451	155.2
27	Filippo ROVELLI	ITA		BMW	5	8:50.866	11 Laps		3	1:45.128	160.1
Not Started											
44	Steven ODENDAAL	RSA	NEW2 PROJECT	YAMAHA			16 Laps				

Published at:

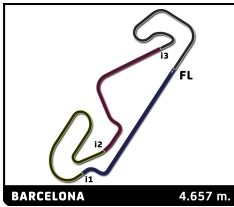
Track Status: **DRY**

Director de Carrera: Rafa Vilarrúbias	Cronometraje: Denis del Pozo
---	--



SBK
RFME ESBK 2024
Carrera 2
Lap Chart

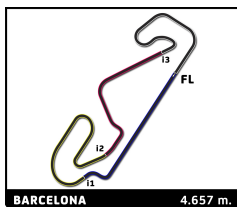
No	Pos	Grid	Lap															
			1	2	3	4	5	6	7	8	9	10	11	12	13	14	15	16
10	1	10	12	12	12	12	10	12	12	12	10	12	12	12	12	10	12	12
12	2	12	10	10	10	10	12	10	10	10	12	10	10	10	10	12	10	10
43	3	43	43	43	43	43	43	43	43	43	43	43	43	43	43	43	43	43
1	4	1	40	40	40	40	40	40	40	40	40	40	40	1	1	1	1	1
5	5	5	5	5	5	5	27	5	5	1	1	1	1	1	40	40	40	40
33	6	33	27	27	27	27	5	1	1	5	5	5	21	21	21	21	21	21
21	7	21	33	33	33	33	33	33	33	33	21	5	83	83	53	53	53	53
83	8	83	83	83	83	1	1	83	83	83	83	33	83	5	5	83	83	83
40	9	40	21	21	1	83	83	21	21	21	21	83	33	33	33	5	5	5
27	10	27	57	1	21	21	21	53	53	53	53	53	53	53	53	33	33	33
53	11	53	1	57	57	53	53	57	57	57	57	57	57	57	57	57	57	57
44	12	44	82	82	53	57	57	82	82	82	82	82	82	82	82	82	82	82
57	13	57	37	25	25	25	82	25	25	25	25	25	38	38	38	38	38	38
25	14	25	25	37	82	82	25	38	38	38	38	38	25					
38	15	38	38	53	37	37	38											
4	16	4	53	38	38	38	37											
37	17	37																
82	18	82																
81	19	81																



SBK
RFME ESBK 2024
Carrera 2

Best Sector Times

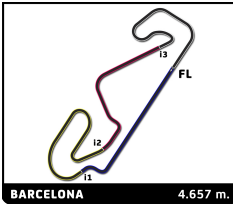
Sector 1			Sector 2			Sector 3			Pos	No Rider	Ideal Lap	Best Lap
Pos	No Rider	Time	No Rider	Time	No Rider	Time						
1	1 I.LOPES	17.840	53 T.RABAT	32.586	12 B.GOMEZ	21.426	1	12 B.GOMEZ	1:44.248	1:44.629	(1)	
2	10 U.ORRADRE	17.844	40 R.RAMOS	32.586	10 U.ORRADRE	21.484	2	10 U.ORRADRE	1:44.319	1:44.647	(2)	
3	12 B.GOMEZ	17.899	12 B.GOMEZ	32.614	43 S.JESPERSEN	21.543	3	1 I.LOPES	1:44.370	1:44.721	(3)	
4	27 F.ROVELLI	17.972	10 U.ORRADRE	32.653	1 I.LOPES	21.554	4	53 T.RABAT	1:44.379	1:44.948	(8)	
5	5 C.PONSSON	18.028	43 S.JESPERSEN	32.662	5 C.PONSSON	21.584	5	43 S.JESPERSEN	1:44.562	1:44.810	(4)	
6	43 S.JESPERSEN	18.039	83 D.SALVADOR	32.713	40 R.RAMOS	21.589	6	40 R.RAMOS	1:44.578	1:44.874	(5)	
7	33 D.VALLE	18.054	1 I.LOPES	32.769	33 D.VALLE	21.623	7	83 D.SALVADOR	1:44.768	1:44.897	(6)	
8	83 D.SALVADOR	18.080	5 C.PONSSON	32.810	53 T.RABAT	21.638	8	5 C.PONSSON	1:44.847	1:44.935	(7)	
9	53 T.RABAT	18.092	33 D.VALLE	32.840	27 F.ROVELLI	21.670	9	27 F.ROVELLI	1:44.947	1:45.128	(9)	
10	40 R.RAMOS	18.095	27 F.ROVELLI	32.848	83 D.SALVADOR	21.680	10	33 D.VALLE	1:44.960	1:45.216	(10)	
11	21 E.MONTERO	18.144	21 E.MONTERO	33.051	21 E.MONTERO	21.721	11	21 E.MONTERO	1:45.455	1:45.630	(11)	
12	57 D.DA-RE	18.599	57 D.DA-RE	33.543	57 D.DA-RE	22.187	12	57 D.DA-RE	1:47.194	1:47.886	(12)	
13	38 O.NESBAKKEN	18.668	25 D.DE PATRE	33.706	38 O.NESBAKKEN	22.502	13	25 D.DE PATRE	1:48.374	1:48.451	(13)	
14	25 D.DE PATRE	18.706	82 R.WIEDERKEHR	33.896	82 R.WIEDERKEHR	22.511	14	82 R.WIEDERKEHR	1:48.555	1:49.189	(15)	
15	37 C.TINKER	18.838	37 C.TINKER	34.131	25 D.DE PATRE	22.559	15	37 C.TINKER	1:49.122	1:49.179	(14)	
16	82 R.WIEDERKEHR	18.844	38 O.NESBAKKEN	34.151	37 C.TINKER	22.593	16	38 O.NESBAKKEN	1:49.179	1:49.456	(16)	



SBK RFME ESBK 2024 Carrera 2

Best Top Speed

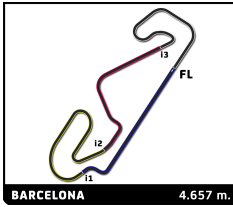
No Rider	Team	Class	Top 1		Top 2		Top 3		Top 4		Top 5		Avg
			Kph	Lap	Kph	Lap	Kph	Lap	Kph	Lap	Kph	Lap	
10 Unai ORRADRE	TEAM HONDA LAGLISSE	SBK	311.5	2	310.6	5	308.9	4	308.0	3	306.3	14	309.1
12 Borja GOMEZ	TEAM HONDA LAGLISSE	SBK	310.6	15	307.1	10	307.1	6	305.4	5	302.8	2	306.6
27 Filippo ROVELLI		SBK	308.0	2	307.1	5	306.3	3	305.4	4	258.9	1	297.1
1 Ivo LOPES	BMW EASYRACE TEAM	SBK	306.3	4	303.7	6	303.7	5	302.8	3	302.0	13	303.7
21 Eduardo MONTERO	TEAM HONDA LAGLISSE	STCK1000	306.3	9	306.3	2	305.4	7	304.5	6	304.5	5	305.4
33 Daniel VALLE		STCK1000	306.3	12	303.7	3	303.7	2	302.0	13	302.0	4	303.5
83 David SALVADOR	YAMAHA MS RACING	STCK1000	306.3	3	303.7	5	302.8	2	302.0	15	302.0	9	303.4
5 Christophe PONSSON	GIL MOTOR SPORT	SBK	305.4	13	303.7	4	302.0	15	302.0	5	302.0	2	303.0
40 Roman RAMOS	KAWASAKI PALMETO PL RACING	SBK	303.7	3	300.3	2	298.7	5	297.9	4	297.0	7	299.5
53 Tito RABAT		SBK	302.0	13	300.3	3	298.7	14	298.7	12	297.9	11	299.5
43 Simon JESPERSEN	TEAM SCANDINAVIA	SBK	301.2	2	300.3	4	299.5	13	299.5	6	299.5	5	300.0
38 Ola NESBAKKEN	YAMAHA TEAM SCANDINAVIA	STCK1000	298.7	5	297.0	4	296.2	3	295.4	8	294.6	6	296.4
25 Davide DE PATRE		SBK	297.0	4	296.2	6	295.4	3	295.4	2	294.6	5	295.7
82 Reto WIEDERKEHR		STCK1000	297.0	4	295.4	5	293.8	2	291.5	6	291.5	3	293.8
37 Corey TINKER		STCK1000	293.8	3	293.8	4	292.3	5	285.4	2	254.6	1	284.0
57 Dorian DA-RE		STCK1000	292.3	5	292.3	3	291.5	4	290.7	2	289.9	7	291.3
4 Javier ARTIME	CERBA PROMORACING TEAM	STCK1000											
44 Steven ODENDAAL	NEW2 PROJECT	SBK											
81 Aleix VIU	BMW EASYRACE TEAM	STCK1000											



SBK
RFME ESBK 2024
Carrera 2

Fastest Lap Sequence

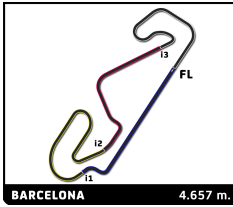
Elapsed	No Rider	Team	Bike	Class	Time	Kph	Lap
3:33.286	12 Borja GOMEZ	TEAM HONDA LAGLISSE	HONDA	SBK	1:45.027	160.2	2
3:33.367	10 Unai ORRADRE	TEAM HONDA LAGLISSE	HONDA	SBK	1:44.998	160.3	2
3:33.762	40 Roman RAMOS	KAWASAKI PALMETO PL RACING	KAWASAKI	SBK	1:44.874	160.5	2
3:36.721	1 Ivo LOPES	BMW EASYRACE TEAM	BMW	SBK	1:44.806	160.6	2
5:17.915	12 Borja GOMEZ	TEAM HONDA LAGLISSE	HONDA	SBK	1:44.629	160.9	3



SBK
RFME ESBK 2024
Carrera 2
Sector Analysis

— Invalidated Lap ■ Personal Best ■ Session Best B Crossing the pit lane

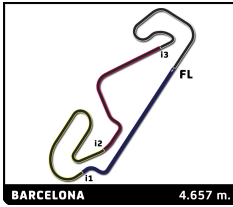
Lap	Time	Sector 1	Sector 2	Sector 3	Sector 4	T.Spd	Lap	Time	Sector 1	Sector 2	Sector 3	Sector 4	T.Spd		
12	Borja GOMEZ ESP							1	Ivo LOPES POR						
TEAM HONDA LAGLISSE HONDA							BMW EASYRACE TEAM BMW								
1	1:48.259	21.618	32.753	21.426	32.462	255.8	1	1:51.915	24.405	33.206	21.735	32.569	247.7		
2	1:45.027	18.155	32.671	21.603	32.598	302.8	2	1:44.806	18.004	32.769	21.643	32.390	302.0		
3	1:44.629	18.037	32.614	21.551	32.427	298.7	3	1:44.774	17.840	33.060	21.667	32.207	302.8		
4	1:45.169	18.066	32.934	21.671	32.498	301.2	4	1:44.842	17.949	32.884	21.620	32.389	306.3		
5	1:44.846	18.186	32.820	21.531	32.309	305.4	5	1:45.634	18.147	32.869	21.689	32.929	303.7		
6	1:45.284	18.123	32.952	21.590	32.619	307.1	6	1:46.732	18.187	33.223	22.171	33.151	303.7		
7	1:45.324	18.150	33.021	21.601	32.552	299.5	7	1:46.314	18.329	33.407	21.699	32.879	299.5		
8	1:45.306	18.060	32.918	21.614	32.714	298.7	8	1:45.260	18.250	32.965	21.678	32.367	301.2		
9	1:45.059	18.130	32.883	21.649	32.397	298.7	9	1:45.080	18.106	32.908	21.677	32.389	298.7		
10	1:45.423	18.019	33.037	21.647	32.720	307.1	10	1:45.182	18.161	32.838	21.588	32.595	297.9		
11	1:45.903	18.172	33.131	21.735	32.865	300.3	11	1:45.068	18.070	32.895	21.645	32.458	297.0		
12	1:45.508	18.137	33.057	21.612	32.702	294.6	12	1:44.721	18.001	32.861	21.563	32.296	296.2		
13	1:45.194	18.067	32.926	21.679	32.522	300.3	13	1:44.790	17.878	32.838	21.682	32.392	302.0		
14	1:45.516	18.106	33.082	21.752	32.576	300.3	14	1:44.784	18.020	32.835	21.555	32.374	299.5		
15	1:45.484	17.899	33.014	21.707	32.864	310.6	15	1:44.937	18.113	32.827	21.554	32.443	299.5		
16	1:45.349	18.024	33.012	21.542	32.771	298.7	16	1:45.401	18.043	32.902	21.858	32.598	301.2		
10	Unai ORRADRE ESP							40	Roman RAMOS ESP						
TEAM HONDA LAGLISSE HONDA							KAWASAKI PALMETO PL RACING KAWASAKI								
1	1:48.369	21.391	32.689	21.659	32.630	251.7	1	1:48.888	22.143	32.703	21.589	32.453	249.9		
2	1:44.998	17.993	32.653	21.806	32.546	311.5	2	1:44.874	18.218	32.586	21.762	32.308	300.3		
3	1:44.647	17.844	32.979	21.486	32.338	308.0	3	1:45.309	18.500	32.779	21.630	32.400	303.7		
4	1:45.178	17.960	33.099	21.688	32.431	308.9	4	1:44.953	18.095	32.891	21.613	32.354	297.9		
5	1:44.662	17.944	32.803	21.484	32.431	310.6	5	1:45.025	18.162	32.792	21.666	32.405	298.7		
6	1:45.694	18.276	33.279	21.607	32.532	305.4	6	1:45.455	18.258	32.952	21.659	32.586	296.2		
7	1:45.295	18.087	33.032	21.673	32.503	303.7	7	1:45.468	18.108	33.060	21.698	32.602	297.0		
8	1:45.100	17.996	32.887	21.596	32.621	303.7	8	1:45.564	18.186	32.957	21.700	32.721	296.2		
9	1:44.836	17.904	32.866	21.596	32.470	303.7	9	1:45.953	18.209	33.086	21.974	32.684	294.6		
10	1:45.639	18.233	33.096	21.653	32.657	305.4	10	1:45.850	18.139	33.046	21.865	32.800	294.6		
11	1:45.932	18.200	33.142	21.747	32.843	302.8	11	1:46.206	18.280	33.184	21.821	32.921	293.8		
12	1:45.476	18.115	33.119	21.637	32.605	303.7	12	1:46.625	18.274	33.496	21.850	33.005	293.8		
13	1:45.179	17.898	33.160	21.632	32.489	306.3	13	1:47.048	18.396	33.513	21.882	33.257	293.8		
14	1:45.243	17.970	32.978	21.674	32.621	306.3	14	1:47.447	18.337	33.626	22.066	33.418	295.4		
15	1:45.776	18.206	33.114	21.650	32.806	302.8	15	1:48.106	18.438	33.712	22.188	33.768	293.0		
16	1:45.313	17.987	33.102	21.505	32.719	301.2	16	1:48.188	18.472	33.871	22.099	33.746	293.8		
43	Simon JESPERSEN DEN							21	Eduardo MONTERO ESP						
TEAM SCANDINAVIA YAMAHA							TEAM HONDA LAGLISSE HONDA								
1	1:48.540	21.753	32.855	21.614	32.318	252.3	1	1:51.044	22.835	33.601	21.966	32.642	249.9		
2	1:45.004	18.167	32.662	21.750	32.425	301.2	2	1:45.630	18.224	33.116	21.751	32.539	306.3		
3	1:44.810	18.061	32.762	21.602	32.385	297.9	3	1:45.960	18.485	33.054	21.871	32.550	303.7		
4	1:45.005	18.169	32.917	21.594	32.325	300.3	4	1:45.810	18.225	33.206	21.807	32.572	304.5		
5	1:44.937	18.157	32.900	21.543	32.337	299.5	5	1:45.757	18.245	33.091	21.784	32.637	304.5		
6	1:45.450	18.043	33.169	21.713	32.525	299.5	6	1:45.682	18.191	33.051	21.721	32.719	304.5		
7	1:45.368	18.115	33.240	21.588	32.425	296.2	7	1:45.906	18.262	33.124	21.878	32.642	305.4		
8	1:45.083	18.044	32.932	21.592	32.515	298.7	8	1:46.255	18.460	33.214	21.857	32.724	293.8		
9	1:45.165	18.039	32.933	21.692	32.501	298.7	9	1:46.243	18.173	33.321	21.910	32.839	306.3		
10	1:45.352	18.092	32.937	21.685	32.638	298.7	10	1:46.528	18.284	33.212	21.927	33.105	302.0		
11	1:46.111	18.150	33.099	21.810	33.052	298.7	11	1:45.960	18.144	33.211	21.831	32.774	300.3		
12	1:45.454	18.082	33.146	21.682	32.544	297.9	12	1:46.120	18.267	33.172	21.934	32.747	300.3		
13	1:45.905	18.096	33.142	21.832	32.835	299.5	13	1:46.032	18.301	33.187	21.789	32.755	301.2		
14	1:45.716	18.150	33.145	21.655	32.766	298.7	14	1:46.201	18.266	33.175	21.881	32.879	301.2		
15	1:45.685	18.136	33.109	21.715	32.725	298.7	15	1:46.217	18.196	33.253	21.888	32.880	301.2		
16	1:45.975	18.056	33.237	21.796	32.886	298.7	16	1:46.313	18.195	33.264	21.987	32.867	302.8		



SBK
RFME ESBK 2024
Carrera 2
Sector Analysis

— Invalidated Lap ■ Personal Best ■ Session Best B Crossing the pit lane

Lap	Time	Sector 1	Sector 2	Sector 3	Sector 4	T.Sp	Lap	Time	Sector 1	Sector 2	Sector 3	Sector 4	T.Sp
53 Tito RABAT ESP KAWASAKI							33 Daniel VALLE ESP YAMAHA						
1	2:00.139	33.532	32.862	21.682	32.063	214.0	1	1:50.046	22.605	33.189	21.623	32.629	252.8
2	1:44.948	18.256	32.586	21.669	32.437	296.2	2	1:45.257	18.110	32.877	21.797	32.473	303.7
3	1:45.595	18.092	33.159	22.065	32.279	300.3	3	1:45.226	18.151	32.840	21.754	32.481	303.7
4	1:45.264	18.245	32.681	21.813	32.525	297.0	4	1:45.216	18.054	32.863	21.856	32.443	302.0
5	1:45.010	18.268	32.775	21.638	32.329	297.0	5	1:46.164	18.109	33.000	22.243	32.812	299.5
6	1:45.246	18.257	32.894	21.740	32.355	295.4	6	1:46.958	18.592	33.241	22.188	32.937	293.8
7	1:45.312	18.297	32.880	21.699	32.436	294.6	7	1:46.477	18.461	33.293	22.030	32.693	299.5
8	1:45.159	18.325	32.806	21.686	32.342	296.2	8	1:46.217	18.231	33.323	21.905	32.758	300.3
9	1:45.532	18.332	32.920	21.757	32.523	296.2	9	1:46.362	18.167	33.354	21.907	32.934	300.3
10	1:45.806	18.225	33.039	21.904	32.638	297.9	10	1:46.972	18.332	33.610	22.040	32.990	300.3
11	1:45.760	18.164	33.076	21.878	32.642	297.9	11	1:47.011	18.420	33.670	22.071	32.850	297.9
12	1:45.823	18.204	33.144	21.793	32.682	298.7	12	1:47.084	18.479	33.562	22.181	33.162	306.3
13	1:46.841	18.234	33.415	22.020	33.172	302.0	13	1:47.338	18.358	33.711	22.001	33.268	302.0
14	1:46.866	18.240	33.785	21.855	32.986	298.7	14	1:47.754	18.797	33.667	22.258	33.032	276.6
15	1:47.165	18.424	33.493	22.077	33.171	296.2	15	1:47.434	18.359	33.566	21.975	33.534	301.2
16	1:47.054	18.510	33.368	22.102	33.074	295.4	16	1:47.715	18.216	33.745	22.185	33.569	300.3
83 David SALVADOR ESP YAMAHA MS RACING YAMAHA							57 Dorian DA-RE FRA						
1	1:50.551	22.988	32.936	21.733	32.894	257.6	1	1:51.756	23.161	33.543	22.187	32.865	252.8
2	1:44.897	18.080	32.713	21.809	32.295	302.8	2	1:47.949	18.732	33.550	22.301	33.366	290.7
3	1:45.912	18.355	33.298	21.721	32.538	306.3	3	1:47.886	18.604	33.894	22.305	33.083	292.3
4	1:45.359	18.218	32.902	21.714	32.525	302.0	4	1:48.634	18.599	34.289	22.384	33.362	291.5
5	1:46.793	18.151	32.947	21.680	34.015	303.7	5	1:48.843	18.608	34.033	22.531	33.671	292.3
6	1:46.048	18.197	33.193	21.874	32.784	297.9	6	1:49.048	18.705	34.153	22.674	33.516	288.4
7	1:46.031	18.198	33.107	21.920	32.806	299.5	7	1:49.717	18.925	34.477	22.774	33.541	289.9
8	1:46.127	18.253	33.176	21.966	32.732	301.2	8	1:49.326	18.767	34.266	22.672	33.621	287.6
9	1:46.458	18.170	33.314	22.014	32.960	302.0	9	1:49.974	18.781	34.522	22.781	33.890	287.6
10	1:46.878	18.506	33.338	22.168	32.866	299.5	10	1:49.355	18.890	34.332	22.619	33.514	287.6
11	1:46.768	18.394	33.414	21.958	33.002	297.9	11	1:49.542	18.853	34.247	22.727	33.715	286.1
12	1:46.808	18.339	33.562	21.860	33.047	298.7	12	1:50.049	18.785	34.436	22.862	33.966	286.1
13	1:47.415	18.537	33.640	22.044	33.194	298.7	13	1:50.229	18.987	34.563	22.821	33.858	283.9
14	1:47.554	18.433	34.047	21.983	33.091	294.6	14	1:50.155	18.844	34.593	22.832	33.886	285.4
15	1:47.024	18.294	33.477	22.104	33.149	302.0	15	1:50.021	18.853	34.471	22.976	33.721	287.6
16	1:47.278	18.479	33.538	22.112	33.149	298.7	16	1:50.846	18.979	34.742	23.100	34.025	286.1
5 Christophe PONSSON FRA GIL MOTOR SPORT BMW							82 Reto WIEDERKEHR SUI BMW						
1	1:49.651	22.450	33.002	21.774	32.425	254.6	1	1:53.516	23.552	33.896	22.764	33.304	257.6
2	1:44.935	18.028	32.810	21.584	32.513	302.0	2	1:49.585	19.170	33.983	22.888	33.544	293.8
3	1:44.939	18.073	32.812	21.612	32.442	301.2	3	1:49.300	19.100	34.083	22.720	33.397	291.5
4	1:45.253	18.064	32.895	21.693	32.601	303.7	4	1:49.189	18.896	34.179	22.619	33.495	297.0
5	1:46.996	18.084	34.000	22.024	32.888	302.0	5	1:49.760	18.985	34.306	22.724	33.745	295.4
6	1:46.877	18.225	33.522	22.045	33.085	300.3	6	1:49.263	19.051	34.072	22.511	33.629	291.5
7	1:46.311	18.213	33.317	21.851	32.930	297.9	7	1:49.653	19.040	34.160	22.716	33.737	288.4
8	1:46.402	18.164	33.476	21.867	32.895	299.5	8	1:49.915	19.033	34.427	22.851	33.604	290.7
9	1:46.424	18.147	33.321	21.904	33.052	300.3	9	1:49.961	19.012	34.254	22.721	33.974	289.9
10	1:46.939	18.234	33.447	21.950	33.308	298.7	10	1:50.691	19.011	34.247	22.734	34.699	289.1
11	1:46.976	18.410	33.470	21.986	33.110	297.0	11	1:49.994	19.193	34.407	22.654	33.740	287.6
12	1:47.146	18.247	33.601	21.961	33.337	300.3	12	1:50.135	19.098	34.198	22.930	33.909	288.4
13	1:47.265	18.145	33.671	22.144	33.305	305.4	13	1:50.430	19.211	34.550	22.890	33.779	287.6
14	1:47.756	18.190	33.863	22.059	33.644	300.3	14	1:49.677	19.039	34.233	22.569	33.836	286.9
15	1:47.287	18.239	33.593	22.028	33.427	302.0	15	1:49.802	18.991	34.153	22.878	33.780	289.9
16	1:47.937	18.205	33.820	22.261	33.651	301.2	16	1:57.843	18.844	35.697	25.817	37.485	289.1



SBK

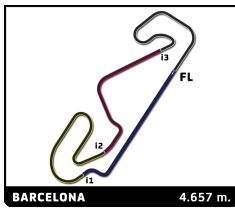
RFME ESBK 2024

Carrera 2

Sector Analysis

— Invalidated Lap ■ Personal Best ■ Session Best B Crossing the pit lane

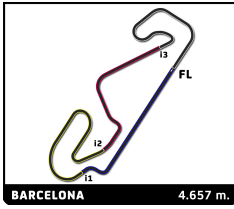
Lap	Time	Sector 1	Sector 2	Sector 3	Sector 4	T.Spd	Lap	Time	Sector 1	Sector 2	Sector 3	Sector 4	T.Spd
38 Ola NESBAKKEN							ESP						
YAMAHA TEAM SCANDINAVIA							YAMAHA						
1	1:55.785	24.098	34.863	22.716	34.108	254.6							
2	1:50.034	18.955	34.350	22.628	34.101	293.0							
3	1:49.456	18.844	34.151	22.603	33.858	296.2							
4	1:49.558	18.783	34.175	22.516	34.084	297.0							
5	1:49.946	18.737	34.633	22.558	34.018	298.7							
6	1:51.235	19.812	34.779	22.502	34.142	294.6							
7	1:50.085	18.823	34.490	22.683	34.089	292.3							
8	1:49.837	18.668	34.492	22.582	34.095	295.4							
9	1:50.373	19.011	34.508	22.547	34.307	291.5							
10	1:50.465	18.943	34.456	22.698	34.368	293.8							
11	1:50.650	18.937	34.666	22.646	34.401	293.8							
12	1:50.478	18.786	34.642	22.743	34.307	291.5							
13	1:50.553	19.266	34.472	22.514	34.301	290.7							
14	1:50.668	18.984	34.596	22.663	34.425	292.3							
15	1:50.593	18.842	34.559	22.697	34.495	293.0							
16	1:50.911	18.917	34.651	22.682	34.661	293.0							
25 Davide DE PATRE							ITA						
BMW													
1	1:54.795	24.262	34.095	22.720	33.718	256.4							
2	1:48.451	18.706	33.706	22.636	33.403	295.4							
3	1:48.772	18.731	33.804	22.559	33.678	295.4							
4	1:49.471	18.883	34.092	22.669	33.827	297.0							
5	1:50.598	19.198	34.511	22.666	34.223	294.6							
6	1:50.085	18.849	34.396	22.644	34.196	296.2							
7	1:50.701	19.208	34.423	22.995	34.075	290.7							
8	1:50.402	19.155	34.393	22.889	33.965	289.1							
9	1:50.097	19.094	34.257	22.772	33.974	291.5							
10	1:51.201	19.294	34.647	23.001	34.259	289.9							
11	2:07.762 B	19.324	34.922	23.169	50.347	289.9							
27 Filippo ROVELLI							ITA						
BMW													
1	1:49.899	22.262	33.010	21.670	32.957	258.9							
2	1:45.234	18.053	32.854	21.757	32.570	308.0							
3	1:45.128	18.037	32.848	21.786	32.457	306.3							
4	1:45.157	18.026	32.928	21.743	32.460	305.4							
5	1:45.448	17.972	33.082	21.690	32.704	307.1							
37 Corey TINKER							GBR						
YAMAHA													
1	1:54.656	23.756	34.317	22.763	33.820	254.6							
2	1:49.553	19.173	34.131	22.644	33.605	285.4							
3	1:49.179	18.838	34.188	22.593	33.560	293.8							
4	1:50.126	18.932	34.308	22.797	34.089	293.8							
5	2:17.258 B	19.405	36.046	24.443	57.364	292.3							



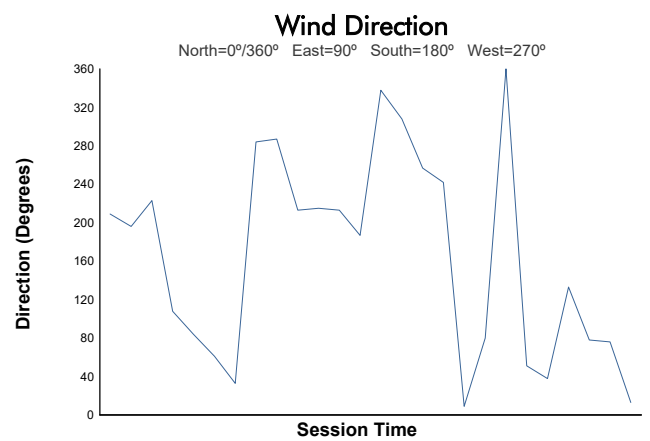
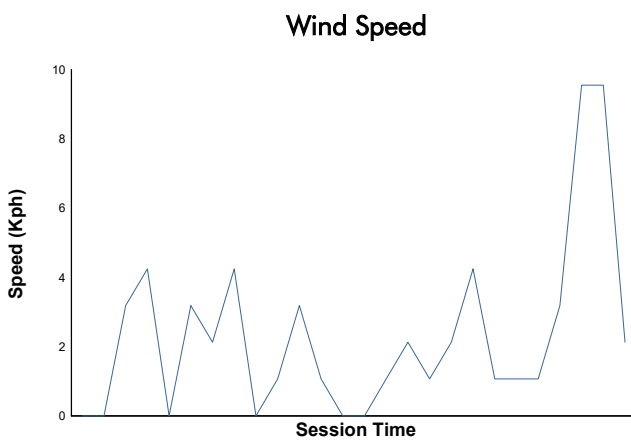
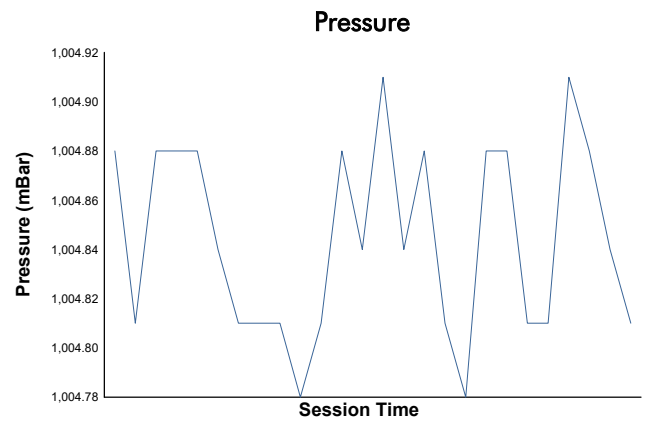
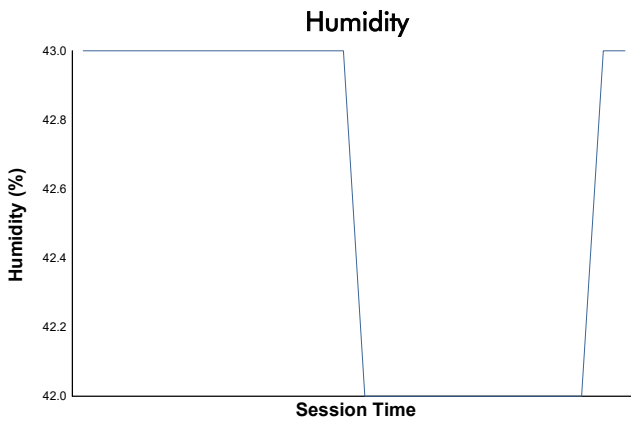
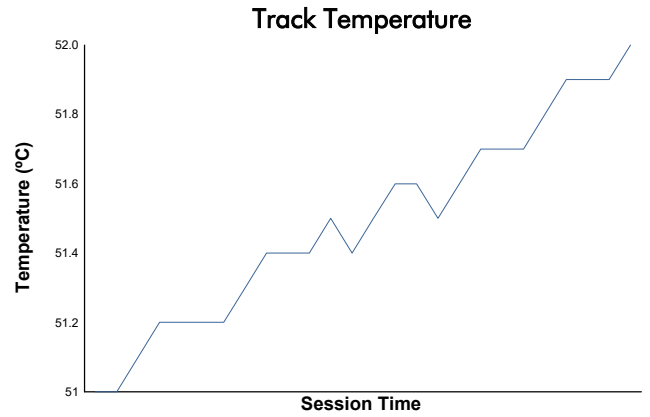
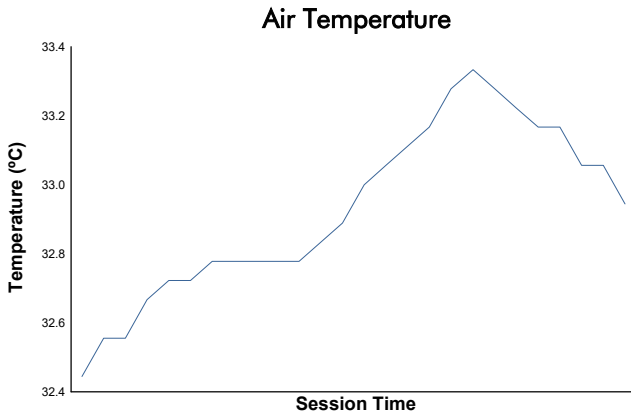
SBK
RFME ESBK 2024
Carrera 2
Analysis by lap

Lapped

No	Lap Time	Gap	No	Lap Time	Gap	No	Lap Time	Gap	No	Lap Time	Gap	No	Lap Time	Gap
Lap 1			12	1:45.169		5	1:46.311	6.424	25	1:51.201	50.247	53	1:46.866	17.053
12	1:48.259	0.000	10	1:45.178	0.108	1	1:46.314	6.479	38	1:50.465	52.448	83	1:47.554	17.351
10	1:48.369	0.110	43	1:45.005	0.275	33	1:46.477	6.806				5	1:47.756	17.622
43	1:48.540	0.281	40	1:44.953	0.940	83	1:46.031	7.053	Lap 11			33	1:47.754	17.834
40	1:48.888	0.629	5	1:45.253	1.694	21	1:45.906	7.251	12	1:45.903		57	1:50.155	56.215
5	1:49.651	1.392	27	1:45.157	2.334	53	1:45.312	12.976	10	1:45.932	0.121	82	1:49.677	1:04.821
27	1:49.899	1.640	33	1:45.216	2.661	57	1:49.717	25.295	43	1:46.111	0.596	38	1:50.668	1:12.875
33	1:50.046	1.787	1	1:44.842	3.253	82	1:49.653	31.728	40	1:46.206	3.316			
83	1:50.551	2.292	83	1:45.359	3.635	25	1:50.701	34.335	1	1:45.068	5.378	Lap 15		
21	1:51.044	2.785	21	1:45.810	5.360	38	1:50.085	37.561	21	1:45.960	10.546	12	1:45.484	
57	1:51.756	3.497	53	1:45.264	12.862				5	1:46.976	11.474	10	1:45.776	0.093
1	1:51.915	3.656	57	1:48.634	13.141	Lap 8			83	1:46.768	11.593	43	1:45.685	1.654
82	1:53.516	5.257	25	1:49.471	18.405	12	1:45.306		33	1:47.011	11.677	1	1:44.937	2.908
37	1:54.656	6.397	82	1:49.189	18.506	10	1:45.100	0.099	53	1:45.760	13.542	40	1:48.106	10.840
25	1:54.795	6.536	37	1:50.126	20.430	43	1:45.083	0.353	57	1:49.542	41.801	21	1:46.217	13.414
38	1:55.785	7.526	38	1:49.558	21.749	40	1:45.564	1.692	82	1:49.994	50.598	53	1:47.165	18.535
53	2:00.139	11.880				1	1:45.260	6.433	38	1:50.650	57.195	83	1:47.024	18.692
			Lap 5			5	1:46.402	7.520	25	2:07.762	1:12.106	5	1:47.287	19.226
			10	1:44.662		33	1:46.217	7.717				33	1:47.434	19.585
			12	1:44.846	0.076	83	1:46.127	7.874	Lap 12			57	1:50.021	1:00.553
			43	1:44.937	0.442	21	1:46.255	8.200	12	1:45.508		82	1:49.802	1:08.940
			40	1:45.025	1.195	53	1:45.159	12.829	10	1:45.476	0.089	38	1:50.593	1:17.785
			27	1:45.448	3.012	57	1:49.326	29.315	43	1:45.454	0.542			
			5	1:46.996	3.920	82	1:49.915	36.337	40	1:46.625	4.433	Lap 16		
			33	1:46.164	4.055	25	1:50.402	39.431	1	1:44.721	4.591	12	1:45.349	
			1	1:45.634	4.117	38	1:49.837	42.092	21	1:46.120	11.158	10	1:45.313	0.057
			83	1:46.793	5.658				83	1:46.808	12.893	43	1:45.975	2.280
			21	1:45.757	6.347	Lap 9			5	1:47.146	13.112	1	1:45.401	2.960
			53	1:45.010	13.102	10	1:44.836		33	1:47.084	13.253	40	1:48.188	13.679
			57	1:48.843	17.214	12	1:45.059	0.124	53	1:45.823	13.857	21	1:46.313	14.378
			82	1:49.760	23.496	43	1:45.165	0.583	57	1:50.049	46.342	53	1:47.054	20.240
			25	1:50.598	24.233	40	1:45.953	2.710	82	1:50.135	55.225	83	1:47.278	20.621
			38	1:49.946	26.925	1	1:45.080	6.578	38	1:50.478	1:02.165	5	1:47.937	21.814
			37	2:17.258	52.918	5	1:46.424	9.009				33	1:47.715	21.951
						33	1:46.362	9.144	Lap 13			57	1:50.846	1:06.050
			Lap 6			83	1:46.458	9.397	12	1:45.194		82	1:57.843	1:21.434
			12	1:45.284		21	1:46.243	9.508	10	1:45.179	0.074	38	1:50.911	1:23.347
			10	1:45.694	0.334	53	1:45.532	13.426	43	1:45.905	1.253			
			43	1:45.450	0.532	57	1:49.974	34.354	1	1:44.790	4.187			
			40	1:45.455	1.290	82	1:49.961	41.363	40	1:47.048	6.287			
			5	1:46.877	5.437	25	1:50.097	44.593	21	1:46.032	11.996			
			1	1:46.732	5.489	38	1:50.373	47.530	83	1:47.415	15.114			
			33	1:46.958	5.653				5	1:47.265	15.183			
			83	1:46.048	6.346	Lap 10			33	1:47.338	15.397			
			21	1:45.682	6.669	12	1:45.423		53	1:46.841	15.504			
			53	1:45.246	12.988	10	1:45.639	0.092	57	1:50.229	51.377			
			57	1:49.048	20.902	43	1:45.352	0.388	82	1:50.430	1:00.461			
			82	1:49.263	27.399	40	1:45.850	3.013	38	1:50.553	1:07.524			
			25	1:50.085	28.958	1	1:45.182	6.213						
			38	1:51.235	32.800	5	1:46.939	10.401	Lap 14					
						21	1:46.528	10.489	10	1:45.243				
			Lap 7			33	1:46.972	10.569	12	1:45.516	0.199			
			12	1:45.324		83	1:46.878	10.728	43	1:45.716	1.652			
			10	1:45.295	0.305	53	1:45.806	13.685	1	1:44.784	3.654			
			43	1:45.368	0.576	57	1:49.355	38.162	40	1:47.447	8.417			
			40	1:45.468	1.434	82	1:50.691	46.507	21	1:46.201	12.880			



RFME ESBK 2024
SBK
Carrera 2
Weather Report



Track Status: **DRY**