

# Pre Moto3

## RFME ESBK 2024

### Entrenamiento Cronometrado

### Classification

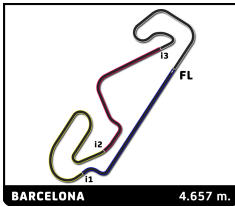
No	Rider	Nat	Team	Bike	Tires	Cl.	Time	Lap	Total	Gap	Kph
1	8 Nikola MIROSLAVOV	BUL	BULTACO	BULTACO	Dunlop	PreMoto3	1:54.489	7	8	-	146.4
2	23 Travis BORG	MLT	FRANCO RACING VHC TEAM LIQUI MOLY	BEON	Dunlop	PreMoto3	1:54.892	4	11	+0.403	145.9
3	49 Izan RODRIGUEZ	ESP	ETG RACING	BEON	Dunlop	PreMoto3	1:54.893	4	11	+0.404	145.9
4	27 Mateo MARULANDA	COL	FRANCO RACING VHC TEAM LIQUI MOLY	BEON	Dunlop	PreMoto3	1:54.968	6	11	+0.479	145.8
5	26 Alberto ENRIQUEZ	ECU			Dunlop	PreMoto3	1:55.005	9	9	+0.516	145.8
6	11 Oliver CANTOS	ESP	MRE TALENT	BEON	Dunlop	PreMoto3	1:55.777	8	9	+1.288	144.8
7	5 Ignacio GALAN	ESP	IMPALA HONDA	BEON	Dunlop	PreMoto3	1:55.810	8	9	+1.321	144.8
8	48 Andres GARCIA	ESP	IGAXTEAM	BEON	Dunlop	PreMoto3	1:55.921	5	9	+1.432	144.6
9	98 Mika SIEBRATH	GER	SUPERHUGO 44 TEAM	BEON	Dunlop	PreMoto3	1:56.520	10	11	+2.031	143.9
10	81 Jose CEA	ESP	MRE TALENT	BEON	Dunlop	PreMoto3	1:56.675	4	10	+2.186	143.7
11	20 Iker RODRIGUEZ	ESP	IGAXTEAM	BEON	Dunlop	PreMoto3	1:56.688	5	9	+2.199	143.7
12	62 Ethan Gavin SPARKS	GBR			Dunlop	PreMoto3	1:56.821	5	9	+2.332	143.5
13	46 Alvaro LUCAS	ESP	IGAXTEAM	BEON	Dunlop	PreMoto3	1:57.019	8	10	+2.530	143.3
14	74 Kensei MATSUDAIRA	USA			Dunlop	PreMoto3	1:57.028	5	9	+2.539	143.3
15	64 Carmelo BELLUZZO	ITA	ETG RACING	BEON	Dunlop	PreMoto3	1:57.141	8	10	+2.652	143.1
16	13 Pedro VARELA	POR	QRG ALEXANDRIA	BEON	Dunlop	PreMoto3	1:57.835	4	8	+3.346	142.3
17	29 Mahdi Salem ABUAWAD	USA	QRG CERRO-GROUP	BEON	Dunlop	PreMoto3	1:58.163	5	9	+3.674	141.9
18	12 Lewis MULLEN	GBR			Dunlop	PreMoto3	1:58.420	3	6	+3.931	141.6
19	38 Tommaso PIERONI	ITA	ALMA RACING TEAM	BEON	Dunlop	PreMoto3	1:58.994	3	8	+4.505	140.9
20	10 Daniel PAZ	ESP			Dunlop	PreMoto3	1:59.642	3	10	+5.153	140.1
21	22 Celestin MASY	FRA	MECAPROJETS TEAM ADO	BEON	Dunlop	PreMoto3	2:00.694	4	10	+6.205	138.9

**Fastest Lap:** Lap 7 Nikola MIROSLAVOV 1:54.489 146.4 Kph

Published at: .....

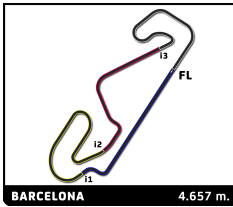
Track Status: **DRY**

<b>Race Director:</b>	<b>Timekeeper:</b>
-----------------------	--------------------



**Pre Moto3**  
**RFME ESBK 2024**  
**Entrenamiento Cronometrado**  
**Best Sector Times**

Sector 1			Sector 2			Sector 3			Pos	No Rider	Ideal Lap	Best Lap
Pos	No Rider	Time	No Rider	Time	No Rider	Time	Pos	No Rider				
1	23 T.BORG	21.443	26 A.ENRIQUEZ	34.907	8 N.MIROSLAVOV	23.893	1	8 N.MIROSLAVOV	1:54.489	1:54.489	(1)	
2	8 N.MIROSLAVOV	21.562	49 I.RODRIGUEZ	34.936	26 A.ENRIQUEZ	24.015	2	23 T.BORG	1:54.652	1:54.892	(2)	
3	27 M.MARULANDA	21.576	23 T.BORG	34.961	49 I.RODRIGUEZ	24.058	3	49 I.RODRIGUEZ	1:54.684	1:54.893	(3)	
4	48 A.GARCIA	21.648	8 N.MIROSLAVOV	35.089	27 M.MARULANDA	24.163	4	27 M.MARULANDA	1:54.854	1:54.968	(4)	
5	49 I.RODRIGUEZ	21.658	27 M.MARULANDA	35.155	23 T.BORG	24.197	5	26 A.ENRIQUEZ	1:54.883	1:55.005	(5)	
6	26 A.ENRIQUEZ	21.749	11 O.CANTOS	35.268	11 O.CANTOS	24.202	6	11 O.CANTOS	1:55.451	1:55.777	(6)	
7	5 I.GALAN	21.794	48 A.GARCIA	35.294	48 A.GARCIA	24.278	7	5 I.GALAN	1:55.519	1:55.810	(7)	
8	11 O.CANTOS	21.806	5 I.GALAN	35.302	5 I.GALAN	24.340	8	48 A.GARCIA	1:55.662	1:55.921	(8)	
9	62 E.SPARKS	21.861	46 A.LUCAS	35.446	20 I.RODRIGUEZ	24.393	9	81 J.CEA	1:56.138	1:56.675	(10)	
10	98 M.SIEBDRATH	21.875	81 J.CEA	35.499	74 K.MATSUDAIRA	24.396	10	98 M.SIEBDRATH	1:56.225	1:56.520	(9)	
11	64 C.BELLUZZO	21.895	98 M.SIEBDRATH	35.538	81 J.CEA	24.398	11	20 I.RODRIGUEZ	1:56.512	1:56.688	(11)	
12	20 I.RODRIGUEZ	21.905	74 K.MATSUDAIRA	35.583	98 M.SIEBDRATH	24.403	12	62 E.SPARKS	1:56.559	1:56.821	(12)	
13	81 J.CEA	21.919	62 E.SPARKS	35.608	62 E.SPARKS	24.470	13	46 A.LUCAS	1:56.683	1:57.019	(13)	
14	74 K.MATSUDAIRA	22.029	20 I.RODRIGUEZ	35.680	46 A.LUCAS	24.542	14	74 K.MATSUDAIRA	1:56.753	1:57.028	(14)	
15	29 M.ABUAWAD	22.092	64 C.BELLUZZO	35.692	29 M.ABUAWAD	24.556	15	64 C.BELLUZZO	1:57.022	1:57.141	(15)	
16	13 P.VARELA	22.099	13 P.VARELA	35.759	38 T.PIERONI	24.657	16	13 P.VARELA	1:57.165	1:57.835	(16)	
17	46 A.LUCAS	22.147	12 L.MULLEN	35.826	64 C.BELLUZZO	24.660	17	29 M.ABUAWAD	1:57.765	1:58.163	(17)	
18	38 T.PIERONI	22.354	29 M.ABUAWAD	36.088	13 P.VARELA	24.687	18	12 L.MULLEN	1:58.242	1:58.420	(18)	
19	12 L.MULLEN	22.421	38 T.PIERONI	36.148	12 L.MULLEN	24.875	19	38 T.PIERONI	1:58.263	1:58.994	(19)	
20	22 C.MASY	22.555	10 D.PAZ	36.401	22 C.MASY	25.084	20	10 D.PAZ	1:59.595	1:59.642	(20)	
21	10 D.PAZ	22.593	22 C.MASY	36.709	10 D.PAZ	25.183	21	22 C.MASY	2:00.560	2:00.694	(21)	



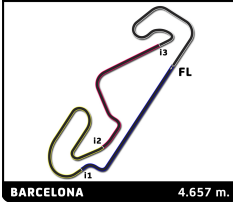
## Pre Moto3

### RFME ESBK 2024

#### Entrenamiento Cronometrado

#### Best Top Speed

No Rider	Team	Class	Top 1		Top 2		Top 3		Top 4		Top 5		Avg
			Kph	Lap	Kph	Lap	Kph	Lap	Kph	Lap	Kph	Lap	
8 Nikola MIROSLAVOV	BULTACO	PreMoto3	<b>214.9</b>	8	209.1	3	208.7	7	208.3	4	207.5	5	209.7
23 Travis BORG	FRANCO RACING VHC TEAM LIQUI MOLY	PreMoto3	<b>214.4</b>	11	213.2	4	212.8	9	209.5	8	208.7	3	211.7
48 Andres GARCIA	IGAXTEAM	PreMoto3	<b>214.4</b>	3	211.9	5	210.7	2	208.7	6	208.7	8	210.9
20 Iker RODRIGUEZ	IGAXTEAM	PreMoto3	<b>213.2</b>	3	208.3	5	206.3	4	204.0	6	201.7	2	206.7
29 Mahdi Salem ABUAWAD	QRG CERRO-GROUP	PreMoto3	<b>212.3</b>	2	211.5	3	207.1	6	205.9	4	204.7	5	208.3
5 Ignacio GALAN	IMPALA HONDA	PreMoto3	<b>211.1</b>	8	207.9	2	202.8	9	201.7	5	201.0	6	204.9
62 Ethan Gavin SPARKS		PreMoto3	<b>211.1</b>	2	211.1	8	209.1	3	208.7	5	208.7	6	209.7
27 Mateo MARULANDA	FRANCO RACING VHC TEAM LIQUI MOLY	PreMoto3	<b>209.9</b>	6	207.9	11	207.5	2	206.3	3	205.1	7	207.3
64 Carmelo BELLUZZO	ETG RACING	PreMoto3	<b>209.5</b>	8	208.3	10	205.5	6	204.4	2	202.8	3	206.1
81 Jose CEA	MRE TALENT	PreMoto3	<b>209.5</b>	9	209.1	4	205.5	2	204.7	5	204.0	6	206.6
26 Alberto ENRIQUEZ		PreMoto3	<b>208.7</b>	4	208.3	8	207.9	3	207.9	9	207.5	7	208.1
38 Tommaso PIERONI	ALMA RACING TEAM	PreMoto3	<b>208.7</b>	2	205.9	4	204.7	3	202.1	5	200.2	7	204.3
13 Pedro VARELA	QRG ALEXANDRIA	PreMoto3	<b>208.3</b>	4	204.0	6	203.6	3	203.2	2	202.5	8	204.3
11 Oliver CANTOS	MRE TALENT	PreMoto3	<b>207.9</b>	9	206.7	7	205.5	4	204.0	8	202.5	3	205.3
46 Alvaro LUCAS	IGAXTEAM	PreMoto3	<b>207.1</b>	4	206.3	3	201.7	2	201.3	5	201.0	6	203.5
49 Izan RODRIGUEZ	ETG RACING	PreMoto3	<b>207.1</b>	11	206.7	4	205.1	3	204.7	5	204.0	6	205.5
74 Kensei MATSUDAIRA		PreMoto3	<b>206.7</b>	2	205.9	5	205.1	4	204.4	6	202.5	3	204.9
98 Mika SIEBDRATH	SUPERHUGO 44 TEAM	PreMoto3	<b>205.9</b>	11	205.9	4	203.2	7	202.5	6	202.1	10	203.9
22 Celestin MASY	MECAPROJETS TEAM ADO	PreMoto3	<b>205.5</b>	3	205.5	2	204.0	5	203.6	4	202.1	7	204.1
10 Daniel PAZ		PreMoto3	<b>203.2</b>	3	199.1	4	196.6	6	196.6	5	195.5	2	198.2
12 Lewis MULLEN		PreMoto3	<b>198.4</b>	4	197.3	5	196.6	3	196.6	6	195.9	2	197.0



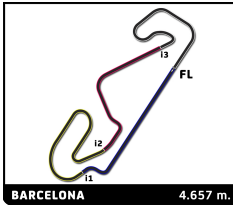
## Pre Moto3

### RFME ESBK 2024

#### Entrenamiento Cronometrado

#### Fastest Lap Sequence

Elapsed	No Rider	Team	Bike	Class	Time	Kph	Lap
4:34.910	5 Ignacio GALAN	IMPALA HONDA	BEON	PreMoto3	<b>1:57.263</b>	143.0	2
5:28.048	48 Andres GARCIA	IGAXTEAM	BEON	PreMoto3	<b>1:56.972</b>	143.3	2
5:35.116	26 Alberto ENRIQUEZ			PreMoto3	<b>1:56.743</b>	143.6	2
5:46.715	8 Nikola MIROSLAVOV	BULTACO	BULTACO	PreMoto3	<b>1:55.963</b>	144.6	2
7:24.008	48 Andres GARCIA	IGAXTEAM	BEON	PreMoto3	<b>1:55.960</b>	144.6	3
7:42.254	8 Nikola MIROSLAVOV	BULTACO	BULTACO	PreMoto3	<b>1:55.539</b>	145.1	3
9:26.689	26 Alberto ENRIQUEZ			PreMoto3	<b>1:55.507</b>	145.1	4
9:37.571	8 Nikola MIROSLAVOV	BULTACO	BULTACO	PreMoto3	<b>1:55.317</b>	145.4	4
9:49.662	23 Travis BORG	FRANCO RACING VHC TEAM LIQUI MOLY	BEON	PreMoto3	<b>1:54.892</b>	145.9	4
20:11.572	8 Nikola MIROSLAVOV	BULTACO	BULTACO	PreMoto3	<b>1:54.489</b>	146.4	7



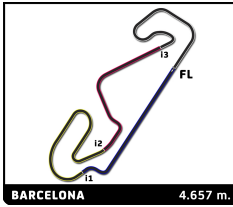
# Pre Moto3

## RFME ESBK 2024

### Entrenamiento Cronometrado

### Sector Analysis

_ Invalidated Lap							■ Personal Best	■ Session Best	B Crossing the pit lane				
Lap	Time	Sector 1	Sector 2	Sector 3	Sector 4	T.Spd	Lap	Time	Sector 1	Sector 2	Sector 3	Sector 4	T.Spd
<b>8 Nikola MIROSLAVOV</b> BUL													
BULTACO													
1	3:50.752	2:13.804	37.201	24.703	35.044	146.1	2	1:56.743	22.045	35.547	24.454	34.697	206.3
2	1:55.963	21.896	35.427	24.217	34.423	207.1	3	1:56.066	21.864	35.312	24.400	34.490	207.9
3	1:55.539	21.702	35.406	24.205	34.226	209.1	4	1:55.507	21.766	35.185	24.274	34.282	208.7
4	1:55.317	21.654	35.251	24.151	34.261	208.3	5	2:17.289 B	25.733	37.565	24.413	49.578	204.7
5	2:09.696 B	21.597	35.324	24.447	48.328	207.5	6	5:55.959	4:20.379	36.272	24.677	34.631	78.9
6	6:29.816	4:55.146	36.162	24.221	34.287	142.3	7	2:05.588	21.835	37.853	28.670	37.230	207.5
7	1:54.489	21.562	35.089	23.893	33.945	208.7	8	1:55.466	21.761	35.027	24.015	34.663	208.3
8	2:14.596 B	22.181	35.779	24.500	52.136	214.9	9	1:55.005	21.749	34.907	24.137	34.212	207.9
<b>23 Travis BORG</b> MLT													
FRANDO RACING VHC TEAM LIQUI M													
1	4:02.134	2:25.879	36.150	25.059	35.046	152.9							
2	1:56.169	21.804	35.389	24.359	34.617	207.5							
3	1:56.467	21.759	35.255	24.197	35.256	208.7							
4	1:54.892	21.443	34.961	24.257	34.231	213.2							
5	1:55.686	21.753	35.466	24.416	34.051	205.5							
6	1:55.319	21.744	35.158	24.266	34.151	207.5							
7	1:59.061	21.790	35.184	27.200	34.887	206.3							
8	1:56.801	21.639	35.153	25.321	34.688	209.5							
9	2:20.764 B	23.130	39.017	25.299	53.318	212.8							
10	2:18.264	42.612	36.580	24.425	34.647	132.6							
11	1:59.093	22.094	37.506	24.801	34.692	214.4							
<b>49 Izan RODRIGUEZ</b> ESP													
ETG RACING													
1	4:44.716	3:06.413	37.622	25.437	35.244	145.9							
2	1:56.196	22.051	35.499	24.359	34.287	204.0							
3	1:55.868	21.908	35.615	24.189	34.156	205.1							
4	1:54.893	21.658	35.104	24.099	34.032	206.7							
5	1:55.348	21.802	34.936	24.058	34.552	204.7							
6	1:55.569	21.889	35.180	24.342	34.158	204.0							
7	1:56.532	21.996	35.352	24.265	34.919	201.7							
8	1:56.158	22.019	35.206	24.305	34.628	201.3							
9	1:55.465	21.949	35.080	24.237	34.199	201.7							
10	1:59.671	24.509	36.607	24.177	34.378	202.8							
11	1:59.597	21.783	38.145	24.574	35.095	207.1							
<b>27 Mateo MARULANDA</b> COL													
FRANDO RACING VHC TEAM LIQUI M													
1	4:02.013	2:24.683	36.933	25.226	35.171	143.2							
2	1:56.195	22.058	35.502	24.276	34.359	207.5							
3	1:55.908	21.973	35.358	24.163	34.414	206.3							
4	1:55.557	22.008	35.235	24.336	33.978	204.7							
5	1:56.053	21.863	35.282	24.567	34.341	204.4							
6	1:54.968	21.576	35.155	24.277	33.960	209.9							
7	1:57.657	21.880	35.292	24.935	35.550	205.1							
8	1:57.727	22.138	35.754	24.773	35.062	203.2							
9	2:16.535 B	22.623	38.928	25.285	49.699	201.7							
10	2:22.665	46.907	36.229	24.561	34.968	118.4							
11	1:58.012	22.224	36.063	24.618	35.107	207.9							
<b>26 Alberto ENRIQUEZ</b> ECU													
1	3:38.373	1:56.875	38.344	25.737	37.417	151.4							
<b>11 Oliver CANTOS</b> ESP													
MRE TALENT													
1	3:28.279	1:48.987	37.579	25.424	36.289	135.9							
2	1:58.167	22.668	36.040	24.683	34.776	199.9							
3	1:57.299	22.400	35.785	24.539	34.575	202.5							
4	1:57.138	21.914	35.698	24.939	34.587	205.5							
5	2:14.099 B	22.056	36.024	24.853	51.166	202.5							
6	6:43.153	5:07.877	35.899	24.650	34.727	154.7							
7	1:56.659	21.827	35.482	24.654	34.696	206.7							
8	1:55.777	22.132	35.268	24.202	34.175	204.0							
9	1:59.250	21.806	35.671	25.318	36.455	207.9							
<b>5 Ignacio GALAN</b> ESP													
IMPALA HONDA													
1	2:37.647	55.879	38.191	27.657	35.920	148.1							
2	1:57.263	22.195	35.756	24.678	34.634	207.9							
3	1:57.206	22.450	35.484	24.659	34.613	199.9							
4	1:56.924	22.408	35.528	24.487	34.501	200.6							
5	1:56.821	22.323	35.510	24.575	34.413	201.7							
6	2:12.907 B	22.123	36.922	25.452	48.410	201.0							
7	7:32.236	5:56.072	37.741	24.340	34.083	150.6							
8	1:55.810	21.794	35.302	24.453	34.261	211.1							
9	2:03.374	22.246	42.198	24.623	34.307	202.8							
<b>48 Andres GARCIA</b> ESP													
IGAXTEAM													
1	3:31.076	1:52.516	37.315	25.234	36.011	152.5							
2	1:56.972	21.948	35.790	24.450	34.784	210.7							
3	1:55.960	21.648	35.479	24.368	34.465	214.4							
4	2:03.666	26.100	37.747	25.158	34.661	202.1							
5	1:55.921	21.907	35.294	24.278	34.442	211.9							
6	2:17.828 B	21.744	36.135	25.714	54.235	208.7							
7	6:00.645	4:18.565	38.964	25.311	37.805	134.1							
8	2:14.793 B	22.109	35.836	26.601	50.247	208.7							
9	2:15.931	39.285	37.074	24.650	34.922	158.5							
<b>98 Mika SIEBRATH</b> GER													
SUPERHUGO 44 TEAM													
1	3:28.546	1:50.138	36.958	25.023	36.427	151.6							
2	1:57.973	22.474	35.852	24.744	34.903	199.1							
3	1:57.287	22.481	35.846	24.403	34.557	201.0							
4	1:56.994	21.966	35.861	24.567	34.600	205.9							
5	1:56.795	22.247	35.574	24.565	34.409	200.6							
6	1:56.544	22.104	35.552	24.470	34.418	202.5							
7	1:56.645	21.955	35.579	24.572	34.539	203.2							
8	2:13.355 B	22.433	35.715	25.038	50.169	196.6							
9	2:56.756	1:21.419	35.797	24.704	34.836	151.6							
10	1:56.520	22.104	35.538	24.422	34.456	202.1							



# Pre Moto3

## RFME ESBK 2024

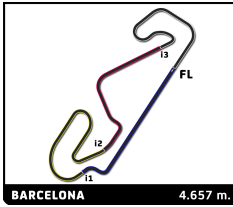
### Entrenamiento Cronometrado

### Sector Analysis

— Invalidated Lap    ■ Personal Best    ■ Session Best    B Crossing the pit lane

Lap	Time	Sector 1	Sector 2	Sector 3	Sector 4	T.Spd	Lap	Time	Sector 1	Sector 2	Sector 3	Sector 4	T.Spd
11	1:56.856	<b>21.875</b>	35.669	24.733	34.579	205.9	4	1:57.602	<b>22.029</b>	35.862	<b>24.396</b>	35.315	205.1
<b>81</b> Jose CEA ESP							5	<b>1:57.028</b>	22.170	<b>35.583</b>	24.530	<b>34.745</b>	205.9
MRE TALENT BEON							6	2:11.101 B	22.148	35.697	24.852	48.404	204.4
1	3:29.424	1:49.713	38.006	25.400	36.305	141.9	7	4:32.421	2:55.199	36.502	25.180	35.540	99.3
2	1:58.246	22.235	36.030	24.888	35.093	205.5	8	1:58.565	22.529	36.027	24.756	35.253	199.9
3	1:57.213	22.595	35.646	24.403	34.569	204.0	9	2:05.170	22.419	38.926	26.839	36.986	202.1
4	<b>1:56.675</b>	22.186	<b>35.499</b>	24.668	<b>34.322</b>	209.1	<b>64</b> Carmelo BELLUZZO ITA						
5	1:56.802	22.026	35.620	24.499	34.657	204.7	ETG RACING BEON						
6	1:57.197	22.053	35.839	24.588	34.717	204.0	1	4:44.956	3:05.663	38.133	25.839	35.321	139.4
7	2:20.286 B	22.275	35.847	24.720	57.444	201.3	2	1:57.695	22.244	35.766	24.853	34.832	204.4
8	2:42.515	1:07.186	36.164	24.511	34.654	138.0	3	2:14.634 B	22.230	36.122	25.497	50.785	202.8
9	<b>1:57.242</b>	<b>21.919</b>	35.732	24.687	34.904	209.5	4	<b>3:22.414</b>	1:38.363	37.941	27.870	38.240	150.2
10	1:57.846	22.536	35.708	<b>24.398</b>	35.204	201.0	5	2:03.315	22.482	36.294	26.296	38.243	198.8
<b>20</b> Iker RODRIGUEZ ESP							6	1:57.440	22.009	35.894	24.762	<b>34.775</b>	205.5
IGAXTEAM BEON							7	1:58.080	22.043	36.465	24.737	34.835	200.2
1	3:29.172	1:49.406	38.007	25.158	36.601	144.8	8	<b>1:57.141</b>	<b>21.895</b>	35.751	<b>24.660</b>	34.835	209.5
2	1:58.806	22.645	36.479	24.747	34.935	201.7	9	2:00.231	21.949	<b>35.692</b>	24.764	37.826	202.5
3	1:56.886	<b>21.905</b>	35.709	24.486	34.786	213.2	10	1:59.147	22.078	37.329	24.918	34.822	208.3
4	2:01.713	22.493	39.538	24.712	34.970	206.3	<b>13</b> Pedro VARELA POR						
5	<b>1:56.688</b>	22.081	<b>35.680</b>	<b>24.393</b>	<b>34.534</b>	208.3	QRG ALEXANDRIA BEON						
6	2:17.821 B	22.209	36.103	25.623	53.886	204.0	1	3:29.228	1:49.472	38.103	25.494	36.159	150.6
7	6:00.374	4:18.813	38.844	24.940	37.777	94.7	2	1:58.398	22.282	36.092	24.835	35.189	203.2
8	2:01.372	25.194	36.108	24.666	35.404	197.0	3	1:58.010	22.481	36.098	<b>24.687</b>	34.744	203.6
9	1:58.679	22.336	36.079	24.934	35.330	201.3	4	<b>1:57.835</b>	<b>22.099</b>	<b>35.759</b>	24.874	35.103	208.3
<b>62</b> Ethan Gavin SPARKS GBR							5	1:59.861	22.954	37.176	25.111	<b>34.620</b>	198.4
1	2:38.768	58.046	38.412	25.964	36.346	157.3	6	2:18.224 B	22.301	36.000	25.774	54.149	204.0
2	1:57.986	22.078	36.292	24.703	34.913	211.1	7	8:25.359	6:37.911	43.670	28.109	35.669	135.7
3	1:57.255	<b>21.861</b>	35.911	24.493	34.990	209.1	8	2:03.208	22.292	40.494	25.321	35.101	202.5
4	1:57.201	21.979	35.804	24.478	34.940	208.3	<b>29</b> Mahdi Salem ABUAWAD USA						
5	<b>1:56.821</b>	22.008	35.723	<b>24.470</b>	<b>34.620</b>	208.7	QRG CERRO-GROUP BEON						
6	2:18.542 B	22.201	36.695	24.759	54.887	208.7	1	3:29.900	1:52.201	37.063	24.973	35.663	156.4
7	6:57.183	5:17.687	38.371	25.336	35.789	90.9	2	1:58.985	<b>22.092</b>	36.396	24.791	35.706	212.3
8	1:57.169	21.870	<b>35.608</b>	24.912	34.779	211.1	3	1:58.876	22.137	36.244	25.024	35.471	211.5
9	1:57.211	22.038	35.662	24.545	34.966	208.3	4	1:58.745	22.281	36.305	24.956	35.203	205.9
<b>46</b> Alvaro LUCAS ESP							5	<b>1:58.163</b>	22.371	36.207	<b>24.556</b>	<b>35.029</b>	204.7
IGAXTEAM BEON							6	2:23.438 B	22.120	<b>36.088</b>	25.954	59.276	207.1
1	3:28.375	1:48.379	37.898	25.497	36.601	141.7	7	5:22.845	3:40.259	36.589	26.594	39.403	155.1
2	1:58.083	22.411	35.911	24.821	34.940	201.7	8	2:05.190	22.553	36.639	27.559	38.439	201.7
3	1:57.286	22.288	35.684	24.653	34.661	206.3	9	1:59.712	22.533	36.324	25.287	35.568	200.2
4	2:02.383	25.771	36.924	24.859	34.829	207.1	<b>12</b> Lewis MULLEN GBR						
5	1:57.155	22.399	<b>35.446</b>	24.607	34.703	201.3	BEON						
6	2:05.261	23.276	36.250	25.864	39.871	201.0	1	3:20.391	1:41.618	36.972	25.735	36.066	137.8
7	1:57.395	22.419	35.693	24.635	34.648	199.1	2	1:59.417	22.808	36.194	25.132	35.283	195.9
8	<b>1:57.019</b>	22.365	35.564	<b>24.542</b>	<b>34.548</b>	198.4	3	<b>1:58.420</b>	22.547	35.872	<b>24.875</b>	35.126	196.6
9	2:12.451 B	<b>22.147</b>	36.581	24.977	48.746	198.8	4	<b>1:58.401</b>	<b>22.421</b>	35.851	25.009	<b>35.120</b>	198.4
10	4:34.467	2:51.871	42.314	25.140	35.142	122.0	5	<b>1:58.572</b>	22.484	35.975	24.990	35.123	197.3
<b>74</b> Kensei MATSUDAIRA USA							6	1:58.752	22.642	35.865	25.059	35.186	196.6
BEON							<b>38</b> Tommaso PIERONI ITA						
1	2:37.512	53.661	39.862	26.083	37.906	151.6	ALMA RACING TEAM BEON						
2	1:59.015	22.472	36.415	24.903	35.225	206.7	1	3:29.778	1:50.973	37.372	25.274	36.159	156.4
3	1:57.583	22.368	35.922	24.514	34.779	202.5	2	1:59.047	22.431	36.452	<b>24.657</b>	35.507	208.7
							3	<b>1:58.994</b>	<b>22.354</b>	36.311	24.915	35.414	204.7





## Pre Moto3

### RFME ESBK 2024

#### Entrenamiento Cronometrado

#### Sector Analysis

— Invalidated Lap    ■ Personal Best    ■ Session Best    B Crossing the pit lane

Lap	Time	Sector 1	Sector 2	Sector 3	Sector 4	T.Sp'd	Lap	Time	Sector 1	Sector 2	Sector 3	Sector 4	T.Sp'd
4	2:03.072	26.275	36.822	24.871	<b>35.104</b>	205.9							
5	2:11.917 <b>B</b>	22.382	36.334	24.947	48.254	202.1							
6	7:59.609	6:18.052	38.648	25.103	37.806	131.9							
7	2:15.455 <b>B</b>	22.474	<b>36.148</b>	25.775	51.058	200.2							
8	2:17.096	39.725	37.273	24.952	35.146	160.4							

### 10 Daniel PAZ

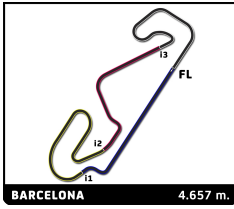
ESP  
BEON

1	2:36.270	55.501	38.225	25.693	36.851	151.2
2	2:00.311	22.841	36.760	<b>25.183</b>	35.527	195.5
3	<b>1:59.642</b>	<b>22.593</b>	<b>36.401</b>	25.230	<b>35.418</b>	203.2
4	2:00.020	22.663	36.476	25.258	35.623	199.1
5	<b>2:00.028</b>	22.709	36.488	25.240	35.591	196.6
6	2:01.795	23.002	37.092	25.451	36.250	196.6
7	2:20.876 <b>B</b>	22.837	36.635	25.571	55.833	194.8
8	4:10.687	2:29.556	36.697	25.233	39.201	157.6
9	2:03.102	22.978	37.124	25.756	37.244	193.8
10	2:04.378	25.989	37.038	25.782	35.569	194.1

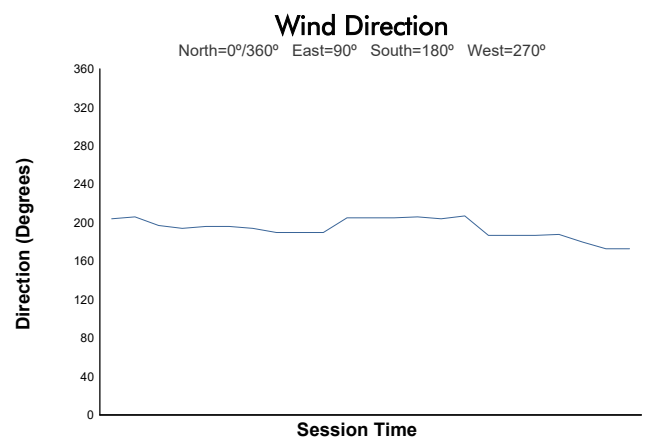
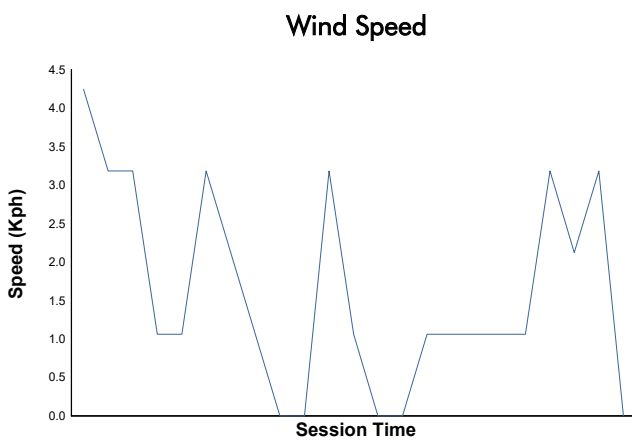
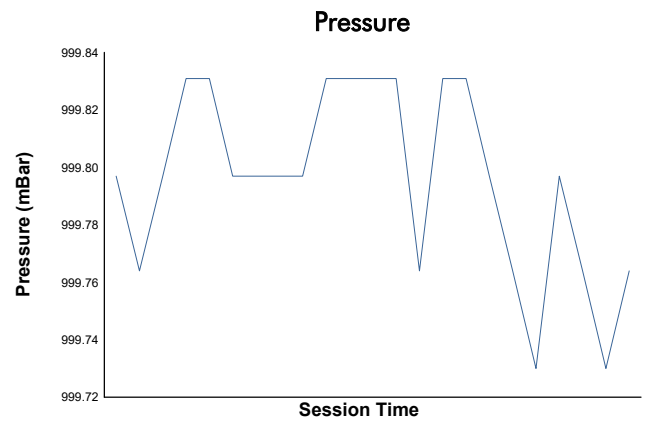
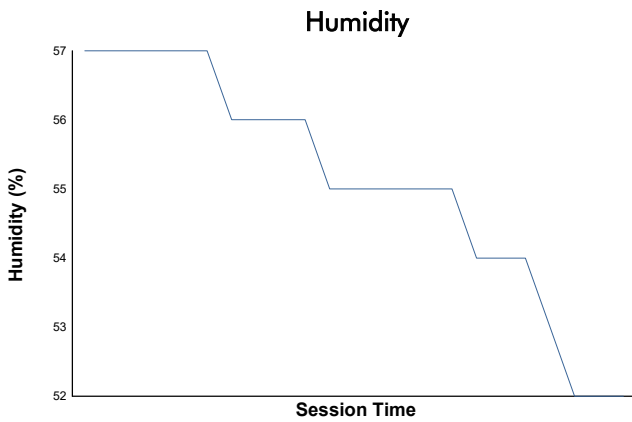
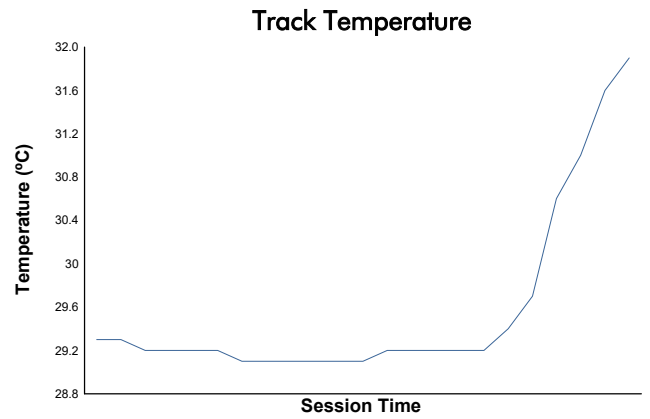
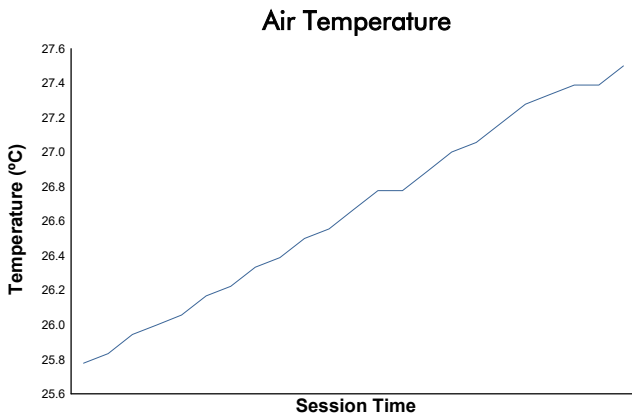
### 22 Celestin MASY

FRA  
MECAPROJETS TEAM ADO  
BEON

1	2:37.024	52.895	39.740	26.678	37.711	135.2
2	2:01.651	22.733	37.258	25.253	36.407	205.5
3	2:01.341	<b>22.555</b>	37.031	25.329	36.426	205.5
4	<b>2:00.694</b>	22.689	<b>36.709</b>	<b>25.084</b>	<b>36.212</b>	203.6
5	2:03.557	22.688	37.406	26.099	37.364	204.0
6	2:01.344	22.894	36.967	25.216	36.267	201.7
7	2:08.691 <b>B</b>	22.821	37.584	25.564	42.722	202.1
8	3:30.481	1:50.187	37.300	25.635	37.359	160.6
9	2:01.738	22.840	37.031	25.359	36.508	201.3
10	2:01.619	22.756	37.141	25.227	36.495	201.3



**RFME ESBK 2024**  
Pre Moto3  
Entrenamiento Cronometrado  
Weather Report



Track Status: **DRY**