

Pre Moto3
RFME ESBK 2024
Carrera 2 (12 Laps, 55.9 km.)

Starting Grid

22 C. MASY	2:00.694	21	10 D. PAZ	1:59.642	20	38 T. PIERONI	1:58.994	19	7
12 L. MULLEN	1:58.420	18	29 M. ABUAWAD	1:58.163	17	64 C. BELLUZZO	1:57.141	16	6
74 K. MATSUDAIRA	1:57.028	15	46 A. LUCAS	1:57.019	14	81 J. CEA	1:56.675	13	5
48 A. GARCIA	1:55.921	12	49 I. RODRIGUEZ	1:54.893	11	8 N. MIROSLAVOV	1:54.489	10	4
20 I. RODRIGUEZ	1:56.688	9	13 P. VARELA	1:57.835	8	62 E. SPARKS	1:56.821	7	3
98 M. SIEBRATH	1:56.520	6	11 O. CANTOS	1:55.777	5	5 I. GALAN	1:55.810	4	2
27 M. MARULANDA	1:54.968	3	26 A. ENRIQUEZ	1:55.005	2	23 T. BORG	1:54.892	1	1

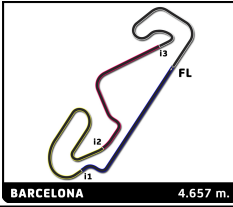
Pole

Director de Carrera:

Rafa Vilarrúbias

Cronometraje:

Denís del Pozo



Pre Moto3

RFME ESBK 2024

Carrera 2 (12 Laps, 55.9 km.)

Classification

No	Rider	Nat	Team	Bike	Tires	Cl.	Laps	Total Time	Gap	Kph	Best Lap		
											Lap	Time	Kph
1	8 Nikola MIROSLAVOV	BUL	BULTACO	BULTACO	Dunlop	PreMoto3	12	23:10.555	-	144.7	12	1:54.915	145.9
2	23 Travis BORG	MLT	FRANCO RACING VHC TEAM LIQUI MOLY	BEON	Dunlop	PreMoto3	12	23:10.611	+0.056	144.7	9	1:54.991	145.8
3	48 Andres GARCIA	ESP	IGAXTEAM	BEON	Dunlop	PreMoto3	12	23:10.866	+0.311	144.6	9	1:54.890	145.9
4	26 Alberto ENRIQUEZ	ECU		BEON	Dunlop	PreMoto3	12	23:10.875	+0.320	144.6	9	1:55.103	145.7
5	46 Alvaro LUCAS	ESP	IGAXTEAM	BEON	Dunlop	PreMoto3	12	23:10.919	+0.364	144.6	12	1:54.858	146.0
6	11 Oliver CANTOS	ESP	MRE TALENT	BEON	Dunlop	PreMoto3	12	23:10.967	+0.412	144.6	12	1:55.013	145.8
7	20 Iker RODRIGUEZ	ESP	IGAXTEAM	BEON	Dunlop	PreMoto3	12	23:11.120	+0.565	144.6	12	1:54.654	146.2
8	49 Izan RODRIGUEZ	ESP	ETG RACING	BEON	Dunlop	PreMoto3	12	23:11.844	+1.289	144.5	12	1:54.946	145.9
9	27 Mateo MARULANDA	COL	FRANCO RACING VHC TEAM LIQUI MOLY	BEON	Dunlop	PreMoto3	12	23:13.409	+2.854	144.4	9	1:54.938	145.9
10	98 Mika SIEBDRATH	GER	SUPERHUGO 44 TEAM	BEON	Dunlop	PreMoto3	12	23:26.113	+15.558	143.1	3	1:55.916	144.6
11	13 Pedro VARELA	POR	QRG ALEXANDRIA	BEON	Dunlop	PreMoto3	12	23:26.167	+15.612	143.1	2	1:55.825	144.7
12	62 Ethan Gavin SPARKS	GBR		BEON	Dunlop	PreMoto3	12	23:35.674	+25.119	142.1	4	1:56.568	143.8
13	29 Mahdi Salem ABUAWAD	USA	QRG CERRO-GROUP	BEON	Dunlop	PreMoto3	12	23:38.560	+28.005	141.8	5	1:57.022	143.3
14	64 Carmelo BELLUZZO	ITA	ETG RACING	BEON	Dunlop	PreMoto3	12	23:38.655	+28.100	141.8	2	1:57.090	143.2
15	38 Tommaso PIERONI	ITA	ALMA RACING TEAM	BEON	Dunlop	PreMoto3	12	23:40.065	+29.510	141.7	5	1:56.953	143.3
16	12 Lewis MULLEN	GBR		BEON	Dunlop	PreMoto3	12	24:03.138	+52.583	139.4	2	1:58.990	140.9
17	10 Daniel PAZ	ESP		BEON	Dunlop	PreMoto3	12	24:03.173	+52.618	139.4	2	1:59.056	140.8
18	5 Ignacio GALAN	ESP	IMPALA HONDA	BEON	Dunlop	PreMoto3	12	24:16.197	+1:05.642	138.2	2	1:56.800	143.5
19	22 Celestin MASY	FRA	MECAPROJETS TEAM ADO	BEON	Dunlop	PreMoto3	12	24:27.214	+1:16.659	137.1	2	2:00.429	139.2
Not classified													
81	Jose CEA	ESP	MRE TALENT	BEON	Dunlop	PreMoto3	2	4:18.954					

Pole Position:

Travis BORG 1:54.892 145.9 Kph

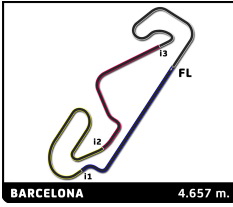
Fastest Lap:

Lap12 Iker RODRIGUEZ 1:54.654 146.2 Kph

Published at:

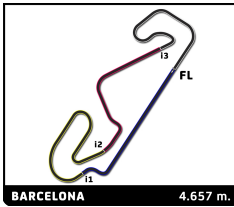
Track Status: **DRY**

<p>Director de Carrera: Rafa Vilarrúbias</p>	<p>Cronometraje: Denis del Pozo</p>
---	--



Pre Moto3
RFME ESBK 2024
Carrera 2
Lap Chart

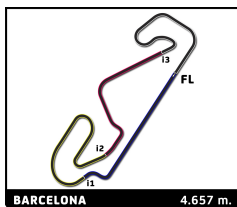
No	Pos	Grid	Lap											
			1	2	3	4	5	6	7	8	9	10	11	12
23	1	23	8	8	8	8	8	8	8	23	23	8	23	8
26	2	26	23	49	26	26	23	46	23	26	8	26	26	23
27	3	27	26	23	49	23	48	48	26	8	26	23	8	48
5	4	5	49	26	23	46	11	26	46	46	48	46	11	26
11	5	11	27	11	11	49	26	49	49	11	46	27	48	46
98	6	98	11	27	27	11	46	11	27	49	27	48	46	11
62	7	62	20	48	48	27	49	23	11	48	11	49	20	20
13	8	13	48	20	46	20	27	27	48	27	49	11	27	49
20	9	20	98	46	20	48	20	20	20	20	20	20	49	27
8	10	8	46	98	98	98	13	98	98	98	13	98	13	98
49	11	49	13	13	13	13	98	13	13	13	98	13	98	13
48	12	48	5	5	64	64	62	62	62	62	62	62	62	62
81	13	81	29	62	38	62	38	38	38	38	29	29	64	29
46	14	46	64	64	29	38	64	29	29	29	64	64	29	64
64	16	64	62	29	62	29	29	64	64	64	38	38	38	38
29	17	29	38	38	12	12	10	12	12	12	10	10	10	12
12	18	12	10	12	10	10	12	10	10	10	10	12	12	10
38	19	38	12	10	22	22	22	22	22	5	5	5	5	5
10	20	10	22	22	5	5	5	5	5	22	22	22	22	22
22		22	81	81										



Pre Moto3
RFME ESBK 2024
Carrera 2

Best Sector Times

Sector 1			Sector 2			Sector 3			Pos	No Rider	Ideal Lap	Best Lap
Pos	No Rider	Time	No Rider	Time	No Rider	Time						
1	49 I.RODRIGUEZ	21.199	23 T.BORG	34.966	27 M.MARULANDA	24.030	1	23 T.BORG	1:54.405	1:54.991	(7)	
2	23 T.BORG	21.274	48 A.GARCIA	34.970	8 N.MIROSLAVOV	24.036	2	48 A.GARCIA	1:54.412	1:54.890	(3)	
3	48 A.GARCIA	21.284	20 I.RODRIGUEZ	35.055	48 A.GARCIA	24.062	3	49 I.RODRIGUEZ	1:54.417	1:54.946	(6)	
4	27 M.MARULANDA	21.380	11 O.CANTOS	35.067	46 A.LUCAS	24.079	4	20 I.RODRIGUEZ	1:54.499	1:54.654	(1)	
5	26 A.ENRIQUEZ	21.407	8 N.MIROSLAVOV	35.076	49 I.RODRIGUEZ	24.084	5	8 N.MIROSLAVOV	1:54.579	1:54.915	(4)	
6	46 A.LUCAS	21.443	49 I.RODRIGUEZ	35.122	20 I.RODRIGUEZ	24.134	6	27 M.MARULANDA	1:54.615	1:54.938	(5)	
7	8 N.MIROSLAVOV	21.457	26 A.ENRIQUEZ	35.130	26 A.ENRIQUEZ	24.177	7	26 A.ENRIQUEZ	1:54.624	1:55.103	(9)	
8	20 I.RODRIGUEZ	21.479	46 A.LUCAS	35.194	23 T.BORG	24.178	8	46 A.LUCAS	1:54.624	1:54.858	(2)	
9	11 O.CANTOS	21.491	27 M.MARULANDA	35.198	11 O.CANTOS	24.184	9	11 O.CANTOS	1:54.691	1:55.013	(8)	
10	13 P.VARELA	21.492	13 P.VARELA	35.378	98 M.SIEBDRATH	24.282	10	98 M.SIEBDRATH	1:55.608	1:55.916	(11)	
11	62 E.SPARKS	21.514	98 M.SIEBDRATH	35.379	13 P.VARELA	24.363	11	13 P.VARELA	1:55.617	1:55.825	(10)	
12	98 M.SIEBDRATH	21.528	5 I.GALAN	35.563	62 E.SPARKS	24.416	12	62 E.SPARKS	1:56.332	1:56.568	(12)	
13	64 C.BELLUZZO	21.696	64 C.BELLUZZO	35.576	38 T.PIERONI	24.422	13	5 I.GALAN	1:56.384	1:56.800	(13)	
14	29 M.ABUAWAD	21.772	29 M.ABUAWAD	35.651	29 M.ABUAWAD	24.472	14	64 C.BELLUZZO	1:56.543	1:57.090	(16)	
15	38 T.PIERONI	21.794	62 E.SPARKS	35.662	5 I.GALAN	24.657	15	38 T.PIERONI	1:56.633	1:56.953	(14)	
16	5 I.GALAN	21.806	38 T.PIERONI	35.692	64 C.BELLUZZO	24.663	16	29 M.ABUAWAD	1:56.638	1:57.022	(15)	
17	81 J.CEA	22.194	12 L.MULLEN	36.124	81 J.CEA	24.907	17	10 D.PAZ	1:58.873	1:59.056	(18)	
18	22 C.MASY	22.216	10 D.PAZ	36.159	10 D.PAZ	25.029	18	12 L.MULLEN	1:58.922	1:58.990	(17)	
19	12 L.MULLEN	22.303	22 C.MASY	36.766	12 L.MULLEN	25.095	19	22 C.MASY	2:00.372	2:00.429	(19)	
20	10 D.PAZ	22.427	81 J.CEA	37.003	22 C.MASY	25.166	20	81 J.CEA	2:01.449			



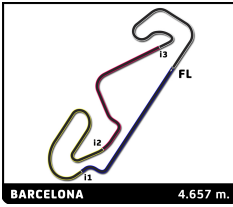
Pre Moto3

RFME ESBK 2024

Carrera 2

Best Top Speed

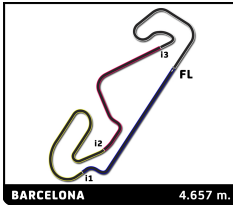
No Rider	Team	Class	Top 1		Top 2		Top 3		Top 4		Top 5		Avg	
			Kph	Lap	Kph	Lap	Kph	Lap	Kph	Lap	Kph	Lap		
48	Andres GARCIA	IGAXTEAM	PreMoto3	221.9	3	221.4	8	220.1	5	219.2	2	217.4	9	220.0
46	Alvaro LUCAS	IGAXTEAM	PreMoto3	220.1	10	218.8	3	216.1	2	215.7	9	214.9	4	217.1
11	Oliver CANTOS	MRE TALENT	PreMoto3	219.6	2	217.0	10	216.1	11	215.7	3	214.9	12	216.7
20	Iker RODRIGUEZ	IGAXTEAM	PreMoto3	219.6	8	219.2	11	218.8	3	218.3	7	217.9	4	218.8
62	Ethan Gavin SPARKS		PreMoto3	218.3	4	217.0	3	214.9	5	214.4	2	211.5	6	215.2
23	Travis BORG	FRANDO RACING VHC TEAM LIQUI MOLY	PreMoto3	216.6	7	212.3	11	211.9	4	211.5	5	209.9	8	212.4
49	Izan RODRIGUEZ	ETG RACING	PreMoto3	215.3	11	212.3	10	211.9	7	211.1	6	210.3	4	212.2
27	Mateo MARULANDA	FRANDO RACING VHC TEAM LIQUI MOLY	PreMoto3	214.9	10	214.9	3	214.4	9	214.4	7	214.4	5	214.6
98	Mika SIEBDRATH	SUPERHUGO 44 TEAM	PreMoto3	214.9	3	214.9	2	214.4	5	214.4	4	211.5	6	214.0
5	Ignacio GALAN	IMPALA HONDA	PreMoto3	214.4	2	208.3	3	202.1	5	201.7	6	201.0	9	205.5
26	Alberto ENRIQUEZ		PreMoto3	214.4	3	212.8	10	212.3	6	210.7	5	210.3	11	212.1
29	Mahdi Salem ABUAWAD	QRG CERRO-GROUP	PreMoto3	214.0	7	214.0	6	213.6	3	212.3	4	211.5	2	213.1
38	Tommaso PIERONI	ALMA RACING TEAM	PreMoto3	214.0	2	213.6	7	212.3	3	211.9	5	210.7	6	212.5
13	Pedro VARELA	QRG ALEXANDRIA	PreMoto3	212.8	4	212.3	3	212.3	2	211.1	5	209.5	6	211.6
22	Celestin MASY	MECAPROJETS TEAM ADO	PreMoto3	211.9	2	209.5	3	205.5	4	204.0	5	203.6	9	206.9
8	Nikola MIROSLAVOV	BULTACO	PreMoto3	211.5	9	210.7	3	210.3	12	210.3	10	210.3	8	210.6
64	Carmelo BELLUZZO	ETG RACING	PreMoto3	211.1	6	210.7	3	210.7	2	209.1	7	208.7	8	210.1
10	Daniel PAZ		PreMoto3	206.3	2	204.4	3	202.5	5	201.3	12	201.3	4	203.2
81	Jose CEA	MRE TALENT	PreMoto3	205.5	2	182.7	1							194.1
12	Lewis MULLEN		PreMoto3	205.1	2	202.5	3	200.6	9	200.6	8	199.9	5	201.7



Pre Moto3
RFME ESBK 2024
Carrera 2

Fastest Lap Sequence

Elapsed	No Rider	Team	Bike	Class	Time	Kph	Lap
3:55.177	8 Nikola MIROSLAVOV	BULTACO	BULTACO	PreMoto3	1:55.763	144.8	2
3:55.224	49 Izan RODRIGUEZ	ETG RACING	BEON	PreMoto3	1:55.596	145.0	2
3:56.169	48 Andres GARCIA	IGAXTEAM	BEON	PreMoto3	1:55.401	145.3	2
3:56.269	46 Alvaro LUCAS	IGAXTEAM	BEON	PreMoto3	1:55.271	145.4	2
5:51.534	46 Alvaro LUCAS	IGAXTEAM	BEON	PreMoto3	1:55.265	145.4	3
9:42.601	48 Andres GARCIA	IGAXTEAM	BEON	PreMoto3	1:55.159	145.6	5
17:24.467	23 Travis BORG	FRANCO RACING VHC TEAM LIQUI MOLY	BEON	PreMoto3	1:54.991	145.8	9
17:24.652	8 Nikola MIROSLAVOV	BULTACO	BULTACO	PreMoto3	1:54.957	145.8	9
17:25.147	48 Andres GARCIA	IGAXTEAM	BEON	PreMoto3	1:54.890	145.9	9
23:10.919	46 Alvaro LUCAS	IGAXTEAM	BEON	PreMoto3	1:54.858	146.0	12
23:11.120	20 Iker RODRIGUEZ	IGAXTEAM	BEON	PreMoto3	1:54.654	146.2	12



Pre Moto3

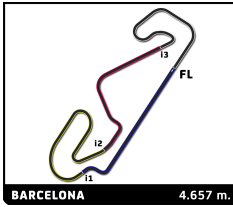
RFME ESBK 2024

Carrera 2

Sector Analysis

Invalidated Lap Personal Best Session Best Crossing the pit lane

Lap	Time	Sector 1	Sector 2	Sector 3	Sector 4	T.Spd	Lap	Time	Sector 1	Sector 2	Sector 3	Sector 4	T.Spd		
8	Nikola MIROSLAVOV						BUL	10	1:55.588	21.447	35.518	24.239	34.384	212.8	
	BULTACO						BULTACO	11	1:55.223	21.407	35.298	24.407	34.111	210.3	
	1	1:59.414	24.890	35.676	24.480	34.368	189.1	12	1:55.303	21.734	35.251	24.177	34.141	208.3	
	2	1:55.763	21.742	35.375	24.272	34.374	207.5								
	3	1:55.778	21.555	35.348	24.430	34.445	210.7								
	4	1:55.738	21.595	35.392	24.353	34.398	208.3								
	5	1:55.778	21.526	35.492	24.335	34.425	209.5								
	6	1:55.902	22.070	35.163	24.256	34.413	207.5								
	7	1:55.724	21.595	35.443	24.291	34.395	209.1								
	8	1:55.598	21.784	35.112	24.244	34.458	210.3								
	9	1:54.957	21.594	35.076	24.211	34.076	211.5								
	10	1:55.604	21.457	35.510	24.292	34.345	210.3								
	11	1:55.384	22.097	35.241	24.036	34.010	209.1								
	12	1:54.915	21.500	35.223	24.113	34.079	210.3								
23	Travis BORG						MLT	46	Alvaro LUCAS						ESP
	FRANDO RACING VHC TEAM LIQUI M						BEON		IGAXTEAM						BEON
	1	1:59.444	24.932	36.008	24.367	34.137	183.3	1	2:00.998	26.477	35.667	24.346	34.508	195.5	
	2	1:55.908	21.928	35.535	24.413	34.032	206.7	2	1:55.271	21.618	35.289	24.377	33.987	216.1	
	3	1:55.793	21.871	35.314	24.181	34.427	209.9	3	1:55.265	21.477	35.262	24.235	34.291	218.8	
	4	1:55.625	21.702	35.299	24.238	34.386	211.9	4	1:55.302	21.443	35.319	24.310	34.230	214.9	
	5	1:55.735	21.537	35.550	24.290	34.358	211.5	5	1:55.953	22.029	35.371	24.236	34.317	205.5	
	6	1:56.423	22.156	35.683	24.438	34.146	205.9	6	1:55.645	21.475	35.399	24.404	34.367	212.3	
	7	1:55.256	21.274	35.292	24.284	34.405	216.6	7	1:55.877	21.730	35.590	24.301	34.256	211.9	
	8	1:55.292	21.444	35.240	24.259	34.349	209.9	8	1:55.567	21.731	35.194	24.256	34.386	210.7	
	9	1:54.991	21.600	35.037	24.367	33.987	208.3	9	1:55.294	21.624	35.234	24.159	34.277	215.7	
	10	1:55.906	21.851	35.506	24.264	34.285	207.9	10	1:55.281	21.456	35.258	24.258	34.309	220.1	
	11	1:55.112	21.853	34.983	24.199	34.077	212.3	11	1:55.608	22.011	35.425	24.264	33.908	208.7	
	12	1:55.126	21.728	34.966	24.178	34.254	208.3	12	1:54.858	21.590	35.228	24.079	33.961	211.9	
48	Andres GARCIA						ESP	11	Oliver CANTOS						ESP
	IGAXTEAM						BEON		MRE TALENT						BEON
	1	2:00.768	26.342	35.577	24.368	34.481	194.8	1	1:59.943	25.585	35.640	24.552	34.166	185.5	
	2	1:55.401	21.505	35.338	24.183	34.375	219.2	2	1:55.637	21.686	35.355	24.518	34.078	219.6	
	3	1:55.274	21.328	35.380	24.200	34.366	221.9	3	1:55.644	21.506	35.544	24.210	34.384	215.7	
	4	1:55.999	21.699	35.609	24.213	34.478	211.5	4	1:55.738	21.892	35.274	24.370	34.202	213.2	
	5	1:55.159	21.284	35.305	24.223	34.347	220.1	5	1:55.731	21.491	35.529	24.404	34.307	210.7	
	6	1:55.925	22.077	35.307	24.196	34.345	205.1	6	1:56.134	22.104	35.441	24.250	34.339	206.3	
	7	1:56.316	22.003	35.855	24.244	34.214	206.3	7	1:55.752	21.729	35.646	24.229	34.148	214.4	
	8	1:55.415	21.486	35.494	24.062	34.373	221.4	8	1:55.371	21.651	35.142	24.219	34.359	214.0	
	9	1:54.890	21.407	34.970	24.271	34.242	217.4	9	1:55.341	21.929	35.117	24.274	34.021	209.5	
	10	1:55.466	21.375	35.501	24.176	34.414	216.6	10	1:55.591	21.553	35.387	24.357	34.294	217.0	
	11	1:55.355	21.671	35.202	24.127	34.355	217.0	11	1:55.072	21.529	35.304	24.195	34.044	216.1	
	12	1:54.898	21.571	35.138	24.093	34.096	213.2	12	1:55.013	21.813	35.067	24.184	33.949	214.9	
26	Alberto ENRIQUEZ						ECU	20	Iker RODRIGUEZ						ESP
									IGAXTEAM						BEON
	1	1:59.529	25.191	35.603	24.630	34.105	184.6	1	2:00.335	25.303	36.047	24.517	34.468	186.5	
	2	1:55.927	22.184	35.463	24.226	34.054	204.7	2	1:55.929	21.594	35.443	24.250	34.642	213.6	
	3	1:55.565	21.416	35.381	24.355	34.413	214.4	3	1:55.526	21.597	35.401	24.354	34.174	218.8	
	4	1:55.726	21.653	35.411	24.270	34.392	209.9	4	1:55.464	21.676	35.424	24.271	34.093	217.9	
	5	1:55.984	21.861	35.576	24.220	34.327	210.7	5	1:55.913	21.749	35.645	24.140	34.379	214.4	
	6	1:55.870	21.712	35.407	24.328	34.423	212.3	6	1:55.929	21.728	35.750	24.380	34.071	216.6	
	7	1:55.649	21.809	35.445	24.234	34.161	207.9	7	1:55.886	21.648	35.708	24.347	34.183	218.3	
	8	1:55.408	21.538	35.339	24.219	34.312	209.1	8	1:55.378	21.530	35.603	24.174	34.071	219.6	
	9	1:55.103	21.762	35.130	24.301	33.910	208.3	9	1:55.315	21.647	35.407	24.134	34.127	215.3	
49	Izan RODRIGUEZ						ESP	12	Alberto ENRIQUEZ						ESP
									ETG RACING						BEON
	1	1:59.628	25.439	35.624	24.475	34.090	189.7	1	1:59.628	25.439	35.624	24.475	34.090	189.7	
	2	1:55.596	21.883	35.149	24.286	34.278	207.1	2	1:55.596	21.883	35.149	24.286	34.278	207.1	
	3	1:55.904	21.732	35.379	24.293	34.500	209.1	3	1:55.904	21.732	35.379	24.293	34.500	209.1	
	4	1:55.742	22.060	35.323	24.187	34.172	210.3	4	1:55.742	22.060	35.323	24.187	34.172	210.3	
	5	1:56.029	22.174	35.352	24.196	34.307	207.9	5	1:56.029	22.174	35.352	24.196	34.307	207.9	
	6	1:55.759	21.199	36.033	24.183	34.344	211.1	6	1:55.759	21.199	36.033	24.183	34.344	211.1	



Pre Moto3
RFME ESBK 2024
Carrera 2
Sector Analysis

Lap	Time	Sector 1	Sector 2	Sector 3	Sector 4	T.Spd	Lap	Time	Sector 1	Sector 2	Sector 3	Sector 4	T.Spd
7	1:55.687	21.673	35.831	24.084	34.099	211.9	4	1:56.568	21.514	35.711	24.428	34.915	218.3
8	1:55.682	22.034	35.244	24.221	34.183	209.1	5	1:56.982	21.535	35.906	24.598	34.943	214.9
9	1:55.494	21.901	35.262	24.182	34.149	207.5	6	1:57.158	21.758	35.758	24.528	35.114	211.5
10	1:55.196	21.469	35.329	24.386	34.012	212.3	7	1:57.313	21.974	35.880	24.641	34.818	209.5
11	1:56.181	21.901	35.585	24.349	34.346	215.3	8	1:57.188	21.678	35.886	24.585	35.039	210.7
12	1:54.946	21.539	35.122	24.169	34.116	209.9	9	1:57.441	21.851	36.017	24.557	35.016	210.3

27 Mateo MARULANDA COL
FRANDO RACING VHC TEAM LIQUI M BEON

1	1:59.843	25.076	35.934	24.683	34.150	184.0
2	1:55.996	21.857	35.557	24.476	34.106	214.0
3	1:55.518	21.551	35.446	24.259	34.262	214.9
4	1:55.831	21.939	35.365	24.109	34.418	207.9
5	1:55.788	21.768	35.592	24.111	34.317	214.4
6	1:56.055	21.805	35.792	24.315	34.143	210.3
7	1:55.446	21.653	35.617	24.169	34.007	214.4
8	1:55.838	22.057	35.458	24.030	34.293	207.9
9	1:54.938	21.380	35.241	24.157	34.160	214.4
10	1:55.298	21.473	35.454	24.136	34.235	214.9
11	1:56.333	21.777	35.501	24.740	34.315	211.5
12	1:56.525	21.697	35.198	24.604	35.026	210.3

98 Mika SIEBRATH GER
SUPERHUGO 44 TEAM BEON

1	2:00.950	25.892	35.761	24.570	34.727	186.2
2	1:55.988	21.528	35.379	24.593	34.488	214.9
3	1:55.916	21.672	35.458	24.282	34.504	214.9
4	1:56.019	21.668	35.432	24.464	34.455	214.4
5	1:56.874	22.008	35.775	24.337	34.754	214.4
6	1:56.391	21.883	35.521	24.568	34.419	211.5
7	1:56.672	22.030	35.544	24.612	34.486	205.5
8	1:56.969	21.960	35.725	24.745	34.539	206.3
9	1:57.668	22.121	35.957	24.808	34.782	207.5
10	1:57.086	22.234	35.691	24.642	34.519	201.3
11	1:58.140	22.344	36.027	24.791	34.978	203.2
12	1:57.440	22.265	35.658	24.687	34.830	199.5

13 Pedro VARELA POR
QRG ALEXANDRIA BEON

1	2:01.120	26.208	35.796	24.397	34.719	182.4
2	1:55.825	21.618	35.419	24.363	34.425	212.3
3	1:55.997	21.588	35.401	24.417	34.591	212.3
4	1:55.989	21.492	35.378	24.588	34.531	212.8
5	1:56.776	21.654	35.598	24.529	34.995	211.1
6	1:56.728	22.030	35.502	24.812	34.384	209.5
7	1:56.385	21.871	35.514	24.598	34.402	208.3
8	1:56.977	22.053	35.731	24.710	34.483	205.1
9	1:57.643	22.018	35.977	24.771	34.877	206.7
10	1:57.096	22.376	35.622	24.641	34.457	199.1
11	1:58.118	22.226	35.999	24.827	35.066	202.5
12	1:57.513	22.377	35.660	24.576	34.900	199.1

62 Ethan Gavin SPARKS GBR

1	2:02.492	26.644	36.478	24.486	34.884	184.6
2	1:56.607	21.577	35.807	24.483	34.740	214.4
3	1:59.031	21.579	35.662	24.416	37.374	217.0

29 Mahdi Salem ABUAWAD USA
QRG CERRO-GROUP BEON

1	2:02.338	26.570	36.108	24.645	35.015	190.1
2	1:57.801	21.946	36.049	24.689	35.117	211.5
3	1:57.444	21.889	35.923	24.633	34.999	213.6
4	1:57.669	21.912	36.168	24.530	35.059	212.3
5	1:57.022	21.779	35.651	24.549	35.043	210.7
6	1:57.268	21.772	35.955	24.798	34.743	214.0
7	1:57.244	21.994	35.850	24.472	34.928	214.0
8	1:57.335	22.133	35.746	24.580	34.876	207.9
9	1:58.598	22.163	36.069	25.058	35.308	204.7
10	1:58.571	22.235	36.087	24.987	35.262	205.9
11	1:58.869	22.234	35.960	25.161	35.514	201.7
12	1:58.401	22.390	36.048	24.928	35.035	202.5

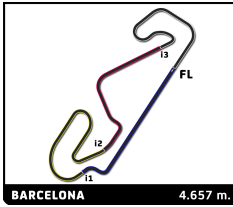
64 Carmelo BELLUZZO ITA
ETG RACING BEON

1	2:02.427	26.777	36.149	24.681	34.820	185.8
2	1:57.090	21.831	35.861	24.785	34.613	210.7
3	1:57.287	21.696	35.576	24.681	35.334	210.7
4	1:57.434	22.125	35.732	24.794	34.783	203.2
5	1:57.765	22.410	35.826	24.663	34.866	203.2
6	1:57.557	21.878	36.034	25.037	34.608	211.1
7	1:57.359	21.758	35.861	24.709	35.031	209.1
8	1:57.336	21.739	35.901	24.665	35.031	208.7
9	1:58.520	21.806	36.310	25.014	35.390	205.9
10	1:58.565	22.338	36.213	24.832	35.182	204.0
11	1:58.796	22.369	35.961	24.890	35.576	202.8
12	1:58.519	22.253	36.101	25.007	35.158	202.1

38 Tommaso PIERONI ITA
ALMA RACING TEAM BEON

1	2:02.871	26.864	36.545	24.636	34.826	191.1
2	1:57.278	21.875	35.928	24.495	34.980	214.0
3	1:57.317	21.794	35.692	24.474	35.357	212.3
4	1:57.305	21.940	36.115	24.512	34.738	209.5
5	1:56.953	21.805	35.760	24.652	34.736	211.9
6	1:57.329	22.071	35.998	24.507	34.753	210.7
7	1:57.159	22.093	35.919	24.422	34.725	213.6
8	1:57.187	21.974	36.017	24.471	34.725	209.9
9	2:02.414	25.541	36.726	24.971	35.176	206.7
10	1:58.228	22.374	36.158	24.614	35.082	204.7
11	1:58.093	22.196	36.113	24.839	34.945	204.4
12	1:57.931	22.226	36.007	24.685	35.013	206.3

12 Lewis MULLEN GBR
BEON



Pre Moto3

RFME ESBK 2024

Carrera 2

Sector Analysis

— Invalidated Lap ■ Personal Best ■ Session Best B Crossing the pit lane

Lap	Time	Sector 1	Sector 2	Sector 3	Sector 4	T.Sp	Lap	Time	Sector 1	Sector 2	Sector 3	Sector 4	T.Sp
1	2:05.191	27.050	36.581	25.095	36.465	188.7							
2	1:58.990	22.303	36.124	25.163	35.400	205.1							
3	1:59.334	22.354	36.142	25.331	35.507	202.5							
4	1:59.560	22.524	36.264	25.171	35.601	198.8							
5	2:00.111	22.503	36.513	25.276	35.819	199.9							
6	2:00.064	22.653	36.434	25.440	35.537	195.2							
7	2:00.208	22.950	36.513	25.262	35.483	195.9							
8	1:59.751	22.380	36.306	25.496	35.569	200.6							
9	1:59.706	22.434	36.379	25.416	35.477	200.6							
10	1:59.865	22.664	36.244	25.262	35.695	198.8							
11	2:00.244	22.508	36.439	25.429	35.868	198.4							
12	2:00.114	22.526	36.451	25.488	35.649	199.5							

81 **Jose CEA** ESP
MRE TALENT BEON

1	2:06.044	26.789	37.003	24.907	37.345	182.7
2	2:12.910	22.194	37.194	26.092	47.430	205.5

10 **Daniel PAZ** ESP
BEON

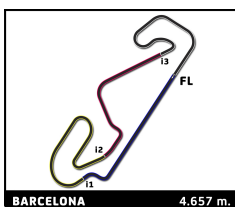
1	2:05.168	27.252	37.034	25.029	35.853	183.0
2	1:59.056	22.548	36.159	25.057	35.292	206.3
3	1:59.342	22.540	36.247	25.038	35.517	204.4
4	1:59.546	22.583	36.302	25.042	35.619	201.3
5	2:00.032	22.560	36.586	25.169	35.717	202.5
6	2:00.131	22.806	36.412	25.436	35.477	196.6
7	2:00.235	22.799	36.770	25.307	35.359	195.9
8	1:59.735	22.487	36.753	25.237	35.258	200.6
9	1:59.718	22.427	36.607	25.328	35.356	199.9
10	1:59.771	22.697	36.346	25.163	35.565	197.7
11	2:00.264	22.638	36.325	25.455	35.846	198.4
12	2:00.175	22.661	36.298	25.629	35.587	201.3

5 **Ignacio GALAN** ESP
IMPALA HONDA BEON

1	2:01.640	26.527	36.098	24.657	34.358	181.2
2	1:56.800	21.994	35.563	24.758	34.485	214.4
3	2:20.811	21.806	35.580	24.761	58.664	208.3
4	2:00.513	23.038	36.752	25.091	35.632	201.0
5	1:58.860	22.461	36.273	25.028	35.098	202.1
6	1:59.228	22.382	36.277	25.421	35.148	201.7
7	1:59.615	22.454	36.463	25.351	35.347	200.6
8	1:59.458	22.557	36.245	25.305	35.351	199.5
9	1:59.914	22.663	36.663	25.270	35.318	201.0
10	1:59.737	22.743	36.374	25.245	35.375	199.9
11	1:59.647	22.733	36.331	25.132	35.451	198.8
12	1:59.974	22.772	36.415	25.447	35.340	199.5

22 **Celestin MASY** FRA
MECAPROJETS TEAM ADO BEON

1	2:05.663	27.097	36.953	25.166	36.447	193.8
2	2:00.429	22.216	36.766	25.223	36.224	211.9
3	2:01.336	22.432	37.155	25.408	36.341	209.5
4	2:02.047	22.664	37.129	25.621	36.633	205.5
5	2:02.502	22.853	37.392	25.547	36.710	204.0
6	2:03.028	22.806	37.408	26.106	36.708	203.2
7	2:02.410	22.881	37.231	25.538	36.760	201.7
8	2:01.536	22.912	36.914	25.293	36.417	195.9
9	2:02.203	22.788	37.212	25.509	36.694	203.6
10	2:01.750	22.732	37.028	25.545	36.445	202.5
11	2:02.064	22.849	37.189	25.523	36.503	202.5
12	2:02.246	22.810	37.457	25.497	36.482	202.8

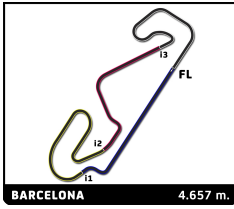


Pre Moto3
RFME ESBK 2024
Carrera 2

Analysis by lap

Lapped

No	Lap Time	Gap	No	Lap Time	Gap	No	Lap Time	Gap	No	Lap Time	Gap	No	Lap Time	Gap	
Lap 1			13	1:55.997	1.987	26	1:55.870	0.228	5	1:59.458	47.449	98	1:58.140	13.188	
8	1:59.414	0.000	64	1:57.287	5.849	49	1:55.759	0.285	22	2:01.536	49.475	62	1:58.208	21.369	
23	1:59.444	0.030	38	1:57.317	6.511	11	1:56.134	0.454	Lap 9			64	1:58.796	24.651	
26	1:59.529	0.115	29	1:57.444	6.628	23	1:56.423	0.555	23	1:54.991	38			1:58.093	26.649
49	1:59.628	0.214	62	1:59.031	7.175	27	1:56.055	0.658	8	1:54.957	0.185	10	2:00.264	47.513	
27	1:59.843	0.429	12	1:59.334	12.560	20	1:55.929	0.723	26	1:55.103	0.294	12	2:00.244	47.539	
11	1:59.943	0.529	10	1:59.342	12.611	98	1:56.391	3.765	48	1:54.890	0.680	5	1:59.647	1:00.738	
20	2:00.335	0.921	22	2:01.336	16.473	13	1:56.728	4.062	27	1:55.294	0.705	22	2:02.064	1:09.483	
48	2:00.768	1.354	5	2:20.811	28.296	62	1:57.158	10.465	46	1:54.938	0.786	Lap 12			
98	2:00.950	1.536	Lap 4			38	1:57.329	10.680	11	1:55.341	0.824	8	1:54.915		
46	2:00.998	1.584	8	1:55.738	64	1:57.268	11.169	49	1:55.494	1.054	23	1:55.126	0.056		
13	2:01.120	1.706	26	1:55.726	0.054	12	2:00.064	24.877	20	1:55.315	1.208	48	1:54.898	0.311	
5	2:01.640	2.226	23	1:55.625	0.077	10	2:00.131	24.902	13	1:57.643	8.973	26	1:55.303	0.320	
29	2:02.338	2.924	46	1:55.302	0.143	22	2:03.028	36.632	98	1:57.668	8.980	46	1:54.858	0.364	
64	2:02.427	3.013	49	1:55.742	0.177	5	1:59.228	39.479	62	1:57.441	16.313	11	1:55.013	0.412	
62	2:02.492	3.078	11	1:55.738	0.269	Lap 7			29	1:58.598	18.252				
38	2:02.871	3.457	27	1:55.831	0.495	8	1:55.724	64	1:58.520	18.308	20	1:54.654	0.565		
10	2:05.168	5.754	20	1:55.464	0.561	23	1:55.256	0.087	49	1:54.946	1.289				
12	2:05.191	5.777	48	1:55.999	0.749	26	1:55.649	0.153	27	1:56.525	2.854				
22	2:05.663	6.249	98	1:56.019	2.180	46	1:55.877	0.214	98	1:57.440	15.558				
81	2:06.044	6.630	13	1:55.989	2.238	49	1:55.687	0.248	13	1:57.513	15.612				
Lap 2			64	1:57.434	7.545	27	1:55.446	0.380	62	1:58.820	25.119				
8	1:55.763	62	1:56.568	8.005	11	1:55.752	0.482	29	1:58.401	28.005					
49	1:55.596	0.047	38	1:57.305	8.078	48	1:56.316	0.745	64	1:58.519	28.100				
23	1:55.908	0.175	29	1:57.669	8.559	20	1:55.886	0.885	38	1:57.931	29.510				
26	1:55.927	0.279	12	1:59.560	16.382	98	1:56.672	4.713	12	2:00.114	52.583				
11	1:55.637	0.403	10	1:59.546	16.419	13	1:56.385	4.723	10	2:00.175	52.618				
27	1:55.996	0.662	22	2:02.047	22.782	62	1:57.313	12.054	5	1:59.974	1:05.642				
48	1:55.401	0.992	5	2:00.513	33.071	38	1:57.159	12.115	22	2:02.246	1:16.659				
20	1:55.929	1.087	Lap 5			29	1:57.244	12.689	48	1:55.298	0.295				
46	1:55.271	1.092	8	1:55.778	29	1:57.244	12.689	48	1:55.466	0.357					
98	1:55.988	1.761	23	1:55.735	0.034	64	1:57.359	12.822	49	1:55.196	0.461				
13	1:55.825	1.768	48	1:55.159	0.130	12	2:00.208	29.361	11	1:55.591	0.626				
5	1:56.800	3.263	11	1:55.731	0.222	10	2:00.235	29.413	20	1:55.421	0.840				
62	1:56.607	3.922	26	1:55.984	0.260	22	2:02.410	43.318	98	1:57.086	10.277				
64	1:57.090	4.340	46	1:55.953	0.318	5	1:59.615	43.370	13	1:57.096	10.280				
29	1:57.801	4.962	49	1:56.029	0.428	Lap 8			62	1:57.866	18.390				
38	1:57.278	4.972	27	1:55.788	0.505	23	1:55.292	29	1:58.571	21.034					
12	1:58.990	9.004	20	1:55.913	0.696	26	1:55.408	0.182	64	1:58.565	21.084				
10	1:59.056	9.047	13	1:56.776	3.236	8	1:55.598	0.219	38	1:58.228	23.785				
22	2:00.429	10.915	98	1:56.874	3.276	46	1:55.567	0.402	10	1:59.771	42.478				
81	2:12.910	23.777	62	1:56.982	9.209	11	1:55.371	0.474	12	1:59.865	42.524				
Lap 3			38	1:56.953	9.253	49	1:55.682	0.551	5	1:59.737	56.320				
8	1:55.778	48	1:55.862	0.551	48	1:55.415	0.781	22	2:01.750	1:02.648					
26	1:55.565	0.066	29	1:57.022	9.803	27	1:55.838	0.839	Lap 11						
49	1:55.904	0.173	10	2:00.032	20.673	20	1:55.378	0.884	23	1:55.112					
23	1:55.793	0.190	12	2:00.111	20.715	98	1:56.969	6.303	26	1:55.223	0.087				
11	1:55.644	0.269	22	2:02.502	29.506	13	1:56.977	6.321	8	1:55.384	0.155				
27	1:55.518	0.402	5	1:58.860	36.153	62	1:57.188	13.863	11	1:55.072	0.469				
48	1:55.274	0.488	Lap 6			38	1:57.187	13.923	48	1:55.355	0.483				
46	1:55.265	0.579	8	1:55.902	29	1:57.335	14.645	46	1:55.608	0.576					
20	1:55.526	0.835	46	1:55.645	0.061	64	1:57.336	14.779	20	1:55.370	0.981				
98	1:55.916	1.899	48	1:55.925	0.153	12	1:59.751	33.733	27	1:56.333	1.399				
						10	1:59.735	33.769	49	1:56.181	1.413				
									13	1:58.118	13.169				

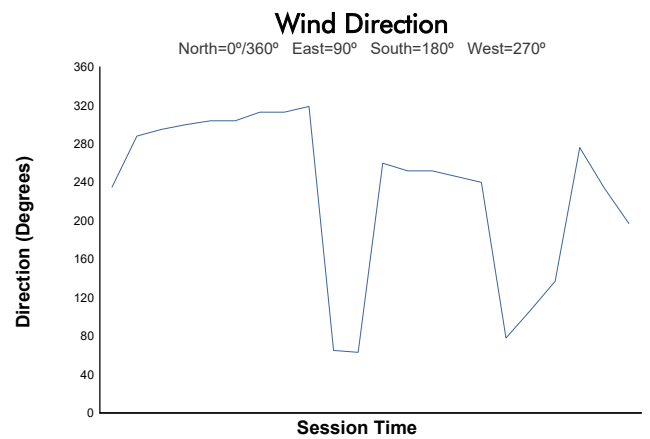
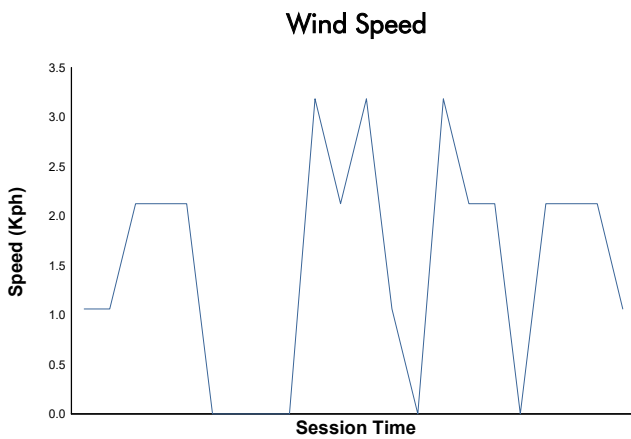
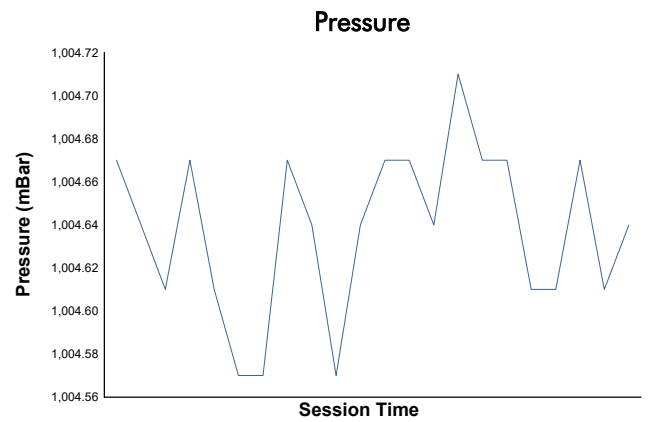
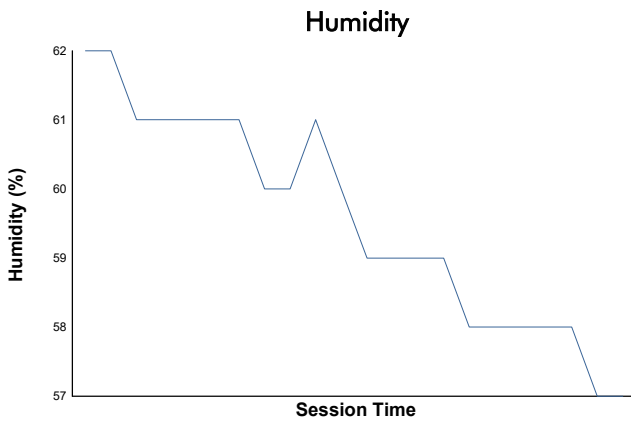
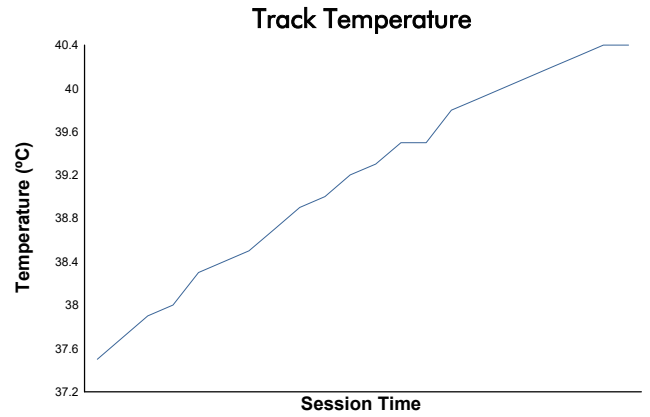
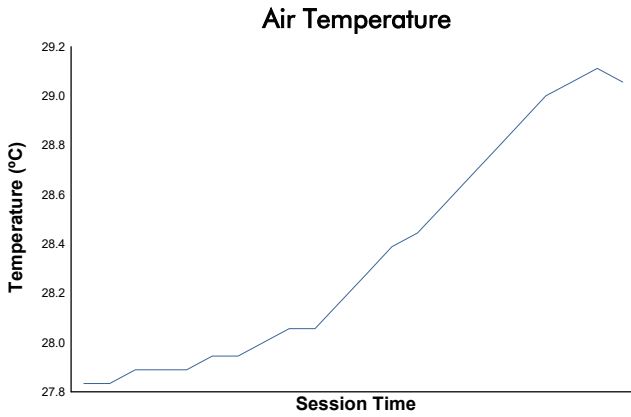


RFME ESBK 2024

Pre Moto3

Carrera 2

Weather Report



Track Status: **DRY**