

Pre Moto3
RFME ESBK 2024
Carrera 1 (12 Laps, 55.9 km.)

Revised

Starting Grid

	<u>22 C. MASY</u>	2:00.694	20		<u>10 D. PAZ</u>	1:59.642	19	7		
<u>38 T. PIERONI</u>	1:58.994	18		<u>12 L. MULLEN</u>	1:58.420	17				
	<u>64 C. BELLUZZO</u>	1:57.141	14	<u>29 M. ABUAWAD</u>	1:58.163	16		6		
<u>13 P. VARELA</u>	1:57.835	15		<u>46 A. LUCAS</u>	1:57.019	13		5		
<u>62 E. SPARKS</u>	1:56.821	12	<u>20 I. RODRIGUEZ</u>	1:56.688	11		<u>81 J. CEA</u>	1:56.675	10	4
<u>98 M. SIEBDRATH</u>	1:56.520	9	<u>48 A. GARCIA</u>	1:55.921	8		<u>5 I. GALAN</u>	1:55.810	7	3
<u>11 O. CANTOS</u>	1:55.777	6	<u>26 A. ENRIQUEZ</u>	1:55.005	5		<u>27 M. MARULANDA</u>	1:54.968	4	2
<u>49 I. RODRIGUEZ</u>	1:54.893	3	<u>23 T. BORG</u>	1:54.892	2		<u>8 N. MIROSLAVOV</u>	1:54.489	1	1

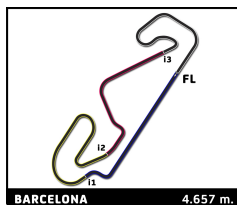
Pole

Director de Carrera:

Rafa Vilarrúbias

Cronometraje:

Denís del Pozo



Pre Moto3

RFME ESBK 2024

Carrera 1 (12 Laps, 55.9 km.)

Classification

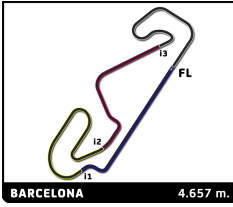
No	Rider	Nat	Team	Bike	Tires	Cl.	Laps	Total Time	Gap	Kph	Best Lap		
											Lap	Time	Kph
1	23 Travis BORG	MLT	FRANDO RACING VHC TEAM LIQUI MOLY	BEON	Dunlop	PreMoto3	12	23:12.953	-	144.4	9	1:55.310	145.4
2	26 Alberto ENRIQUEZ	ECU		BEON	Dunlop	PreMoto3	12	23:12.995	+0.042	144.4	9	1:55.119	145.6
3	27 Mateo MARULANDA	COL	FRANDO RACING VHC TEAM LIQUI MOLY	BEON	Dunlop	PreMoto3	12	23:16.699	+3.746	144.0	8	1:55.399	145.3
4	5 Ignacio GALAN	ESP	IMPALA HONDA	BEON	Dunlop	PreMoto3	12	23:16.811	+3.858	144.0	7	1:55.541	145.1
5	11 Oliver CANTOS	ESP	MRE TALENT	BEON	Dunlop	PreMoto3	12	23:16.886	+3.933	144.0	8	1:55.601	145.0
6	98 Mika SIEBDRATH	GER	SUPERHUGO 44 TEAM	BEON	Dunlop	PreMoto3	12	23:27.590	+14.637	142.9	4	1:55.798	144.8
7	62 Ethan Gavin SPARKS	GBR		BEON	Dunlop	PreMoto3	12	23:34.122	+21.169	142.3	2	1:56.091	144.4
8	13 Pedro VARELA	POR	QRG ALEXANDRIA	BEON	Dunlop	PreMoto3	12	23:34.168	+21.215	142.3	2	1:56.844	143.5
9	20 Iker RODRIGUEZ	ESP	IGAXTEAM	BEON	Dunlop	PreMoto3	12	23:34.218	+21.265	142.3	2	1:57.097	143.2
10	64 Carmelo BELLUZZO	ITA	ETG RACING	BEON	Dunlop	PreMoto3	12	23:35.564	+22.611	142.1	4	1:57.212	143.0
11	38 Tommaso PIERONI	ITA	ALMA RACING TEAM	BEON	Dunlop	PreMoto3	12	23:35.813	+22.860	142.1	2	1:57.124	143.1
12	46 Alvaro LUCAS	ESP	IGAXTEAM	BEON	Dunlop	PreMoto3	12	23:37.836	+24.883	141.9	3	1:55.253	145.5
13	49 Izan RODRIGUEZ	ESP	ETG RACING	BEON	Dunlop	PreMoto3	12	23:46.744	+33.791	141.0	7	1:55.467	145.2
14	81 Jose CEA	ESP	MRE TALENT	BEON	Dunlop	PreMoto3	12	23:52.457	+39.504	140.4	3	1:57.264	143.0
15	29 Mahdi Salem ABUAWAD	USA	QRG CERRO-GROUP	BEON	Dunlop	PreMoto3	12	23:56.107	+43.154	140.1	2	1:58.287	141.7
16	12 Lewis MULLEN	GBR		BEON	Dunlop	PreMoto3	12	23:56.163	+43.210	140.1	2	1:57.917	142.2
17	10 Daniel PAZ	ESP		BEON	Dunlop	PreMoto3	12	23:56.265	+43.312	140.1	2	1:58.101	142.0
18	22 Celestin MASY	FRA	MECAPROJETS TEAM ADO	BEON	Dunlop	PreMoto3	12	24:35.429	+1:22.476	136.4	2	2:02.132	137.3
Not classified													
48	Andres GARCIA	ESP	IGAXTEAM	BEON	Dunlop	PreMoto3	3	5:52.483			2	1:55.735	144.9
Not Started													
8	Nikola MIROSLAVOV	BUL	BULTACO	BULTACO	Dunlop	PreMoto3							

Pole Position:	Nikola MIROSLAVOV	1:54.489	146.4 Kph
Fastest Lap:	Lap9 Alberto ENRIQUEZ	1:55.119	145.6 Kph

Published at:

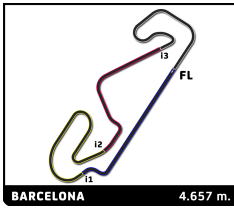
Track Status: **DRY**

Director de Carrera: Rafa Vilarrúbias	Cronometraje: Denis del Pozo
---	--



Pre Moto3
RFME ESBK 2024
Carrera 1
Lap Chart

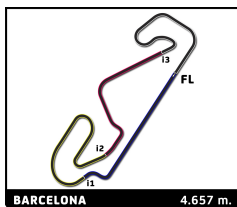
No	Pos	Grid	Lap											
			1	2	3	4	5	6	7	8	9	10	11	12
8	1	8	23	23	23	49	46	23	23	23	23	23	23	23
23	2	23	26	27	26	23	26	46	26	26	26	26	26	26
49	3	49	27	49	49	11	23	26	11	46	46	49	49	27
27	4	27	49	11	27	27	27	11	46	11	11	27	11	5
26	5	26	11	26	11	26	11	27	5	27	27	46	46	11
11	6	11	5	5	5	46	49	5	49	5	5	11	27	98
5	7	5	48	48	46	5	5	49	27	49	49	5	5	62
48	8	48	98	98	48	98	98	98	98	98	98	98	98	13
98	9	98	46	46	98	62	62	62	62	62	62	62	13	20
81	10	81	81	62	62	13	13	13	64	13	13	13	62	64
20	11	20	62	13	13	20	64	20	13	20	64	64	20	38
62	12	62	20	20	20	64	20	64	20	38	20	20	64	46
46	13	46	13	81	81	38	38	38	38	64	38	38	38	49
64	14	64	64	64	64	81	81	81	81	81	81	81	81	81
13	15	13	38	38	38	12	29	12	12	12	12	29	12	29
29	16	29	29	12	29	29	12	10	29	29	29	12	29	12
12	17	12	12	29	12	10	10	29	10	10	10	10	10	10
38	18	38	10	10	10	22	22	22	22	22	22	22	22	22
10	19	10	22	22	22									
22	20	22												



Pre Moto3
RFME ESBK 2024
Carrera 1

Best Sector Times

Sector 1			Sector 2			Sector 3			Pos	No Rider	Ideal Lap	Best Lap
Pos	No Rider	Time	No Rider	Time	No Rider	Time	Pos	No Rider				
1	49 I.RODRIGUEZ	21.437	11 O.CANTOS	35.005	23 T.BORG	24.105	1	49 I.RODRIGUEZ	1:54.838	1:55.467	(5)	
2	46 A.LUCAS	21.492	23 T.BORG	35.061	49 I.RODRIGUEZ	24.121	2	23 T.BORG	1:54.861	1:55.310	(3)	
3	62 E.SPARKS	21.518	26 A.ENRIQUEZ	35.063	5 I.GALAN	24.123	3	26 A.ENRIQUEZ	1:54.894	1:55.119	(1)	
4	11 O.CANTOS	21.519	27 M.MARULANDA	35.068	26 A.ENRIQUEZ	24.139	4	46 A.LUCAS	1:54.974	1:55.253	(2)	
5	5 I.GALAN	21.547	46 A.LUCAS	35.095	27 M.MARULANDA	24.162	5	11 O.CANTOS	1:55.018	1:55.601	(7)	
6	26 A.ENRIQUEZ	21.586	49 I.RODRIGUEZ	35.101	46 A.LUCAS	24.171	6	27 M.MARULANDA	1:55.022	1:55.399	(4)	
7	23 T.BORG	21.593	5 I.GALAN	35.275	48 A.GARCIA	24.200	7	5 I.GALAN	1:55.073	1:55.541	(6)	
8	48 A.GARCIA	21.599	98 M.SIEBDRATH	35.382	62 E.SPARKS	24.317	8	48 A.GARCIA	1:55.581	1:55.735	(8)	
9	98 M.SIEBDRATH	21.607	48 A.GARCIA	35.439	98 M.SIEBDRATH	24.318	9	98 M.SIEBDRATH	1:55.653	1:55.798	(9)	
10	27 M.MARULANDA	21.621	13 P.VARELA	35.445	11 O.CANTOS	24.349	10	62 E.SPARKS	1:56.091	1:56.091	(10)	
11	12 L.MULLEN	21.693	62 E.SPARKS	35.452	20 I.RODRIGUEZ	24.502	11	20 I.RODRIGUEZ	1:56.402	1:57.097	(12)	
12	81 J.CEA	21.769	20 I.RODRIGUEZ	35.585	81 J.CEA	24.509	12	13 P.VARELA	1:56.495	1:56.844	(11)	
13	38 T.PIERONI	21.787	64 C.BELLUZZO	35.686	38 T.PIERONI	24.553	13	64 C.BELLUZZO	1:56.669	1:57.212	(14)	
14	64 C.BELLUZZO	21.819	38 T.PIERONI	35.750	64 C.BELLUZZO	24.634	14	38 T.PIERONI	1:56.746	1:57.124	(13)	
15	20 I.RODRIGUEZ	21.828	81 J.CEA	35.832	13 P.VARELA	24.674	15	81 J.CEA	1:56.994	1:57.264	(15)	
16	13 P.VARELA	21.862	12 L.MULLEN	35.924	29 M.ABUAWAD	24.819	16	10 D.PAZ	1:57.827	1:58.101	(17)	
17	10 D.PAZ	21.898	29 M.ABUAWAD	35.991	10 D.PAZ	24.867	17	12 L.MULLEN	1:57.832	1:57.917	(16)	
18	29 M.ABUAWAD	21.979	10 D.PAZ	36.130	12 L.MULLEN	24.896	18	29 M.ABUAWAD	1:58.167	1:58.287	(18)	
19	22 C.MASY	22.489	22 C.MASY	36.549	22 C.MASY	25.404	19	22 C.MASY	2:00.716	2:02.132	(19)	



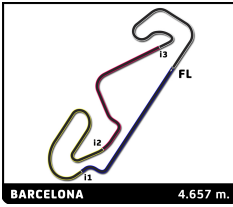
Pre Moto3

RFME ESBK 2024

Carrera 1

Best Top Speed

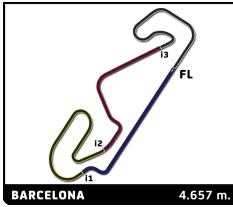
No Rider	Team	Class	Top 1		Top 2		Top 3		Top 4		Top 5		Avg	
			Kph	Lap	Kph	Lap	Kph	Lap	Kph	Lap	Kph	Lap		
46	Alvaro LUCAS	IGAXTEAM	PreMoto3	218.8	4	215.3	3	214.9	8	213.2	7	211.9	2	214.8
62	Ethan Gavin SPARKS		PreMoto3	218.8	3	217.9	2	212.3	4	210.7	5	208.3	6	213.6
20	Iker RODRIGUEZ	IGAXTEAM	PreMoto3	217.4	2	209.9	6	207.9	3	206.7	8	204.7	12	209.3
48	Andres GARCIA	IGAXTEAM	PreMoto3	217.4	2	214.9	3	190.7	1					207.7
98	Mika SIEBDRATH	SUPERHUGO 44 TEAM	PreMoto3	215.3	2	214.9	3	214.4	6	213.6	7	212.3	4	214.1
38	Tommaso PIERONI	ALMA RACING TEAM	PreMoto3	214.4	4	213.6	2	213.2	5	212.8	3	212.3	11	213.3
81	Jose CEA	MRE TALENT	PreMoto3	214.0	4	214.0	2	212.8	5	212.3	3	207.9	6	212.2
11	Oliver CANTOS	MRE TALENT	PreMoto3	213.6	8	212.3	2	211.9	7	211.5	3	208.7	10	211.6
5	Ignacio GALAN	IMPALA HONDA	PreMoto3	212.8	4	212.3	6	212.3	3	211.9	10	211.9	8	212.2
49	Izan RODRIGUEZ	ETG RACING	PreMoto3	212.8	10	212.3	7	211.9	9	210.7	4	208.3	8	211.2
64	Carmelo BELLUZZO	ETG RACING	PreMoto3	212.8	2	212.3	6	211.1	4	211.1	3	207.9	9	211.0
12	Lewis MULLEN		PreMoto3	212.3	2	209.5	5	209.1	4	205.9	3	203.2	6	208.0
13	Pedro VARELA	QRG ALEXANDRIA	PreMoto3	211.5	2	208.3	8	207.9	11	206.7	3	205.5	4	208.0
27	Mateo MARULANDA	FRANDO RACING VHC TEAM LIQUI MOLY	PreMoto3	211.5	4	211.1	2	209.1	10	209.1	5	208.3	12	209.8
29	Mahdi Salem ABUAWAD	QRG CERRO-GROUP	PreMoto3	210.7	2	209.5	3	207.9	4	206.3	5	204.4	10	207.8
22	Celestin MASY	MECAPROJETS TEAM ADO	PreMoto3	210.3	2	205.5	3	203.6	4	202.1	5	201.3	7	204.6
23	Travis BORG	FRANDO RACING VHC TEAM LIQUI MOLY	PreMoto3	209.9	4	208.7	9	208.3	11	207.9	8	207.9	7	208.5
26	Alberto ENRIQUEZ		PreMoto3	209.5	3	207.5	8	207.1	5	206.7	6	206.7	2	207.5
10	Daniel PAZ		PreMoto3	202.8	12	202.8	11	202.8	3	202.8	2	201.7	7	202.6
8	Nikola MIROSLAVOV	BULTACO	PreMoto3											



Pre Moto3
RFME ESBK 2024
Carrera 1

Fastest Lap Sequence

Elapsed	No Rider	Team	Bike	Class	Time	Kph	Lap
3:55.365	23 Travis BORG	FRANDO RACING VHC TEAM LIQUI MOLY	BEON	PreMoto3	1:56.002	144.5	2
3:55.369	27 Mateo MARULANDA	FRANDO RACING VHC TEAM LIQUI MOLY	BEON	PreMoto3	1:55.919	144.6	2
3:55.440	49 Izan RODRIGUEZ	ETG RACING	BEON	PreMoto3	1:55.815	144.8	2
3:56.018	48 Andres GARCIA	IGAXTEAM	BEON	PreMoto3	1:55.735	144.9	2
5:52.234	46 Alvaro LUCAS	IGAXTEAM	BEON	PreMoto3	1:55.253	145.5	3
17:26.283	26 Alberto ENRIQUEZ			PreMoto3	1:55.119	145.6	9



Pre Moto3

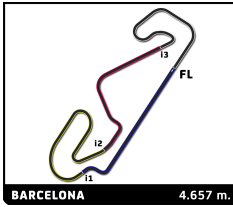
RFME ESBK 2024

Carrera 1

Sector Analysis

— Invalidated Lap ■ Personal Best ■ Session Best B Crossing the pit lane

Lap	Time	Sector 1	Sector 2	Sector 3	Sector 4	T.Sp	Lap	Time	Sector 1	Sector 2	Sector 3	Sector 4	T.Sp	
23	Travis BORG						MLT	10	1:56.415	21.593	35.841	24.463	34.518	211.9
	FRANDO RACING VHC TEAM LIQUI M						BEON	11	1:56.309	22.162	35.617	24.186	34.344	206.3
								12	1:56.510	21.782	35.693	24.350	34.685	205.9
1	1:59.363	24.516	35.653	24.711	34.483	180.3								
2	1:56.002	21.789	35.311	24.486	34.416	207.5								
3	1:56.151	21.748	35.075	24.521	34.807	206.3								
4	1:55.806	21.667	35.277	24.454	34.408	209.9								
5	1:56.656	22.341	35.613	24.105	34.597	204.0								
6	1:55.783	21.853	35.061	24.444	34.425	207.1								
7	1:55.567	21.758	35.174	24.373	34.262	207.9								
8	1:55.616	21.799	35.141	24.457	34.219	207.9								
9	1:55.310	21.593	35.213	24.266	34.238	208.7								
10	1:55.648	21.713	35.277	24.355	34.303	206.3								
11	1:55.648	21.668	35.268	24.442	34.270	208.3								
12	1:55.403	21.648	35.106	24.547	34.102	206.7								
11	Oliver CANTOS						ESP							
	MRE TALENT						BEON							
1	1:59.634	25.142	35.385	24.634	34.473	191.1								
2	1:56.059	21.970	35.051	24.387	34.651	212.3								
3	1:55.999	22.140	35.005	24.456	34.398	211.5								
4	1:55.671	21.990	35.119	24.417	34.145	205.5								
5	1:56.710	22.409	35.345	24.349	34.607	201.3								
6	1:56.107	21.907	35.033	24.560	34.607	204.4								
7	1:55.662	21.519	35.116	24.533	34.494	211.9								
8	1:55.601	21.731	35.028	24.622	34.220	213.6								
9	1:55.992	21.854	35.301	24.495	34.342	207.5								
10	1:56.416	21.892	35.636	24.479	34.409	208.7								
11	1:56.282	22.053	35.483	24.467	34.279	202.8								
12	1:56.753	21.813	35.718	24.439	34.783	206.7								
98	Mika SIEBRATH						GER							
	SUPERHUGO 44 TEAM						BEON							
1	2:00.471	25.304	35.758	24.712	34.697	190.4								
2	1:55.882	21.607	35.415	24.482	34.378	215.3								
3	1:56.282	21.724	35.635	24.318	34.605	214.9								
4	1:55.798	21.617	35.407	24.428	34.346	212.3								
5	1:56.126	21.823	35.382	24.512	34.409	209.9								
6	1:56.296	21.881	35.541	24.507	34.367	214.4								
7	1:56.718	21.648	35.769	24.640	34.661	213.6								
8	1:57.675	21.998	35.836	24.889	34.952	207.9								
9	1:57.789	22.129	35.940	24.849	34.871	204.4								
10	1:57.774	22.102	35.907	24.905	34.860	203.6								
11	1:58.213	22.198	36.111	24.887	35.017	202.1								
12	1:58.566	22.250	36.050	25.050	35.216	203.2								
62	Ethan Gavin SPARKS						GBR							
1	2:01.555	25.674	36.436	24.540	34.905	189.1								
2	1:56.091	21.518	35.452	24.317	34.804	217.9								
3	1:57.062	21.951	35.749	24.374	34.988	218.8								
4	1:57.387	21.769	35.848	24.709	35.061	212.3								
5	1:57.622	21.860	35.842	24.799	35.121	210.7								
6	1:58.027	22.016	35.929	24.872	35.210	208.3								
7	1:58.065	22.099	35.847	25.054	35.065	207.9								
8	1:57.552	21.968	35.911	24.714	34.959	207.1								
9	1:57.576	21.986	35.856	24.714	35.020	206.7								
10	1:57.854	21.974	35.872	24.827	35.181	206.3								
11	1:57.970	22.057	36.004	24.731	35.178	205.1								
12	1:57.361	21.889	35.802	24.699	34.971	207.1								
13	Pedro VARELA						POR							
	QRG ALEXANDRIA						BEON							
1	2:01.631	26.306	35.898	24.674	34.753	191.4								
2	1:56.844	21.862	35.445	24.708	34.829	211.5								
3	1:57.497	22.058	35.790	24.686	34.963	206.7								
4	1:57.454	22.106	35.675	24.879	34.794	205.5								
5	1:57.348	22.050	35.731	24.793	34.774	203.6								
6	1:57.781	22.192	36.022	24.836	34.731	203.2								
26	Alberto ENRIQUEZ						ECU							
1	1:59.446	24.610	35.671	24.694	34.471	184.9								
2	1:56.276	22.153	35.404	24.139	34.580	206.7								
3	1:55.859	21.630	35.063	24.298	34.868	209.5								
4	1:55.983	21.992	35.376	24.365	34.250	205.5								
5	1:56.373	21.791	35.508	24.474	34.600	207.1								
6	1:56.202	22.123	35.285	24.232	34.562	206.7								
7	1:55.493	21.668	35.191	24.290	34.344	206.3								
8	1:55.532	21.618	35.283	24.436	34.195	207.5								
9	1:55.119	21.586	35.137	24.290	34.106	206.3								
10	1:55.803	21.933	35.170	24.365	34.335	203.6								
11	1:55.581	21.637	35.251	24.411	34.282	205.5								
12	1:55.328	21.686	35.147	24.362	34.133	201.7								
27	Mateo MARULANDA						COL							
	FRANDO RACING VHC TEAM LIQUI M						BEON							
1	1:59.450	24.901	35.405	24.744	34.400	183.0								
2	1:55.919	21.621	35.496	24.421	34.381	211.1								
3	1:56.261	22.089	35.068	24.351	34.753	204.7								
4	1:55.833	21.686	35.450	24.469	34.228	211.5								
5	1:56.539	22.043	35.435	24.420	34.641	209.1								
6	1:56.244	22.197	35.246	24.293	34.508	205.5								
7	1:55.841	21.916	35.332	24.200	34.393	207.9								
8	1:55.399	21.708	35.358	24.162	34.171	208.3								
9	1:56.028	22.018	35.341	24.406	34.263	204.7								
10	1:56.299	21.634	35.577	24.578	34.510	209.1								
11	1:56.396	22.319	35.366	24.417	34.294	201.0								
12	1:56.490	21.649	35.572	24.511	34.758	208.3								
5	Ignacio GALAN						ESP							
	IMPALA HONDA						BEON							
1	1:59.767	24.768	35.939	24.527	34.533	188.7								
2	1:56.041	21.547	35.846	24.170	34.478	209.9								
3	1:56.211	22.028	35.626	24.429	34.128	212.3								
4	1:55.716	21.791	35.275	24.393	34.257	212.8								
5	1:56.685	22.177	35.557	24.309	34.642	208.3								
6	1:55.925	21.942	35.423	24.365	34.195	212.3								
7	1:55.541	21.771	35.277	24.123	34.370	211.5								
8	1:55.667	21.601	35.565	24.160	34.341	211.9								
9	1:56.024	21.923	35.288	24.458	34.355	207.5								



Pre Moto3

RFME ESBK 2024

Carrera 1

Sector Analysis

— Invalidated Lap ■ Personal Best ■ Session Best B Crossing the pit lane

Lap	Time	Sector 1	Sector 2	Sector 3	Sector 4	T.Sp	Lap	Time	Sector 1	Sector 2	Sector 3	Sector 4	T.Sp
7	1:57.674	22.483	35.666	24.741	34.784	204.0	4	1:55.445	21.696	35.183	24.292	34.274	218.8
8	1:57.867	22.161	35.910	24.899	34.897	208.3	5	1:56.244	21.597	35.394	24.610	34.643	210.7
9	1:57.726	22.233	35.895	24.801	34.797	202.5	6	1:56.198	22.152	35.095	24.338	34.613	207.5
10	1:57.831	22.236	35.940	24.740	34.915	202.5	7	1:55.756	21.849	35.238	24.178	34.491	213.2
11	1:57.104	21.982	35.898	24.710	34.514	207.9	8	1:55.549	21.818	35.152	24.289	34.290	214.9
12	1:57.411	22.035	35.735	24.828	34.813	204.4	9	1:55.973	21.755	35.453	24.377	34.388	211.5

20 Iker RODRIGUEZ ESP
IGAXTEAM BEON

1	2:01.560	25.833	36.077	24.762	34.888	190.1
2	1:57.097	22.028	35.585	24.502	34.982	217.4
3	1:57.404	21.828	35.734	24.837	35.005	207.9
4	1:57.468	22.124	35.857	24.691	34.796	204.4
5	1:57.528	22.213	36.048	24.700	34.567	203.2
6	1:57.632	21.828	36.053	25.005	34.746	209.9
7	1:57.743	22.291	35.671	24.855	34.926	203.2
8	1:57.686	21.833	35.959	25.034	34.860	206.7
9	1:57.958	22.644	35.961	24.569	34.784	202.8
10	1:57.658	22.463	36.004	24.560	34.631	201.3
11	1:57.153	22.031	36.001	24.634	34.487	204.0
12	1:57.331	22.060	35.740	24.615	34.916	204.7

64 Carmelo BELLUZZO ITA
ETG RACING BEON

1	2:01.891	25.547	36.812	24.833	34.699	188.1
2	1:57.221	21.819	35.795	24.634	34.973	212.8
3	1:57.242	21.952	35.785	24.683	34.822	211.1
4	1:57.212	22.082	35.807	24.793	34.530	211.1
5	1:57.485	22.273	35.752	24.814	34.646	200.6
6	1:57.793	22.075	36.034	24.948	34.736	212.3
7	1:57.365	21.944	35.686	24.972	34.763	205.5
8	1:58.321	22.521	36.045	24.853	34.902	203.2
9	1:57.326	22.079	35.769	24.893	34.585	207.9
10	1:57.835	22.465	35.817	24.701	34.852	200.2
11	1:58.002	22.183	36.184	24.825	34.810	205.9
12	1:57.871	22.212	35.804	24.845	35.010	203.6

38 Tommaso PIERONI ITA
ALMA RACING TEAM BEON

1	2:02.045	26.430	36.118	24.827	34.670	191.4
2	1:57.124	21.979	35.796	24.634	34.715	213.6
3	1:57.521	22.146	35.899	24.590	34.886	212.8
4	1:57.240	22.231	35.750	24.603	34.656	214.4
5	1:57.605	22.222	35.945	24.680	34.758	213.2
6	1:57.390	22.042	35.827	24.821	34.700	209.1
7	1:57.595	21.787	36.223	24.829	34.756	208.7
8	1:57.828	22.124	35.850	24.909	34.945	207.5
9	1:57.853	22.294	35.950	24.684	34.925	206.7
10	1:57.851	22.273	35.965	24.553	35.060	204.7
11	1:58.050	22.168	36.099	24.827	34.956	212.3
12	1:57.711	22.091	35.812	24.579	35.229	207.9

46 Alvaro LUCAS ESP
IGAXTEAM BEON

1	2:01.158	25.751	36.224	24.641	34.542	193.5
2	1:55.823	21.698	35.221	24.275	34.629	211.9
3	1:55.253	21.492	35.374	24.171	34.216	215.3

49 Izan RODRIGUEZ ESP
ETG RACING BEON

1	1:59.625	24.791	35.613	24.656	34.565	180.3
2	1:55.815	21.725	35.451	24.324	34.315	205.9
3	1:56.158	22.461	35.101	24.349	34.247	201.7
4	1:55.716	21.841	35.305	24.243	34.327	210.7
5	1:56.901	22.528	35.537	24.220	34.616	201.3
6	1:56.321	22.299	35.382	24.404	34.236	205.5
7	1:55.467	21.748	35.326	24.121	34.272	212.3
8	1:55.797	21.783	35.688	24.147	34.179	208.3
9	1:55.985	21.767	35.384	24.403	34.431	211.9
10	1:56.022	21.437	35.784	24.357	34.444	212.8
11	1:56.305	21.933	35.484	24.455	34.433	205.9
12	2:26.632	22.124	35.295	24.445	1:04.768	201.7

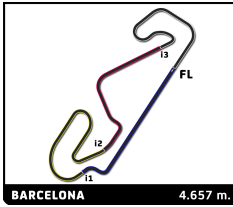
81 Jose CEA ESP
MRE TALENT BEON

1	2:01.356	25.536	35.973	24.677	35.170	189.4
2	1:57.691	22.030	35.927	24.692	35.042	214.0
3	1:57.264	21.769	35.832	24.779	34.884	212.3
4	1:58.083	22.472	36.106	24.509	34.996	214.0
5	1:57.856	22.046	35.891	24.765	35.154	212.8
6	1:58.348	21.967	36.094	24.947	35.340	207.9
7	1:59.340	22.251	36.157	25.005	35.927	203.2
8	2:00.267	22.641	36.326	25.292	36.008	201.7
9	2:00.183	22.505	36.586	25.232	35.860	199.5
10	2:00.379	22.800	36.469	25.380	35.730	198.4
11	2:00.787	22.830	36.754	25.393	35.810	199.5
12	2:00.903	22.690	36.700	25.572	35.941	199.5

29 Mahdi Salem ABUAWAD USA
QRG CERRO-GROUP BEON

1	2:03.103	26.054	36.656	24.819	35.574	183.3
2	1:58.287	21.979	35.991	24.901	35.416	210.7
3	1:58.942	22.081	36.200	24.933	35.728	209.5
4	1:58.624	22.264	36.148	24.834	35.378	207.9
5	1:59.343	22.195	36.192	25.206	35.750	206.3
6	1:59.922	22.453	36.188	25.410	35.871	201.0
7	1:59.597	22.424	36.305	25.332	35.536	201.3
8	1:59.908	22.844	36.174	25.263	35.627	197.3
9	1:59.579	22.763	36.255	25.101	35.460	199.5
10	1:59.813	22.342	36.397	25.281	35.793	204.4
11	1:59.646	22.588	36.296	25.260	35.502	198.8
12	1:59.343	22.382	36.134	25.052	35.775	201.3

12 Lewis MULLEN GBR
BEON



Pre Moto3

RFME ESBK 2024

Carrera 1

Sector Analysis

— Invalidated Lap ■ Personal Best ■ Session Best B Crossing the pit lane

Lap	Time	Sector 1	Sector 2	Sector 3	Sector 4	T.Sp'd
1	2:03.205	26.702	36.288	24.896	35.319	184.9
2	1:57.917	21.693	35.924	24.940	35.360	212.3
3	1:59.275	22.280	36.080	25.136	35.779	205.9
4	1:58.503	22.044	36.062	25.063	35.334	209.1
5	1:59.454	22.150	36.128	25.390	35.786	209.5
6	1:59.803	22.304	36.260	25.356	35.883	203.2
7	1:59.644	22.343	36.358	25.328	35.615	202.5
8	1:59.914	22.679	36.453	25.153	35.629	197.3
9	1:59.551	22.694	36.212	25.173	35.472	197.7
10	1:59.890	22.520	36.707	24.901	35.762	201.0
11	1:59.534	22.426	36.354	25.209	35.545	200.6
12	1:59.473	22.301	36.210	25.160	35.802	202.8

10 Daniel PAZ

ESP
BEON

1	2:03.404	26.582	36.291	25.013	35.518	190.7
2	1:58.101	21.898	36.212	25.059	34.932	202.8
3	1:59.013	22.106	36.288	24.867	35.752	202.8
4	1:58.594	22.191	36.278	24.943	35.182	200.2
5	1:59.390	22.210	36.133	25.305	35.742	200.6
6	1:59.706	22.415	36.207	25.387	35.697	201.3
7	1:59.677	22.593	36.323	25.151	35.610	201.7
8	1:59.929	22.675	36.497	25.136	35.621	197.7
9	1:59.553	22.809	36.498	25.189	35.057	197.3
10	2:00.147	22.559	36.565	25.439	35.584	200.6
11	1:59.307	22.419	36.217	25.234	35.437	202.8
12	1:59.444	22.464	36.130	25.286	35.564	202.8

22 Celestin MASY

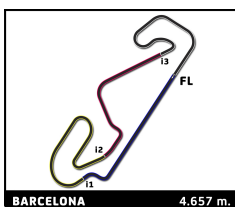
FRA
MECAPROJETS TEAM ADO
BEON

1	2:04.904	26.677	36.549	25.404	36.274	193.5
2	2:02.132	22.489	37.312	25.507	36.824	210.3
3	2:02.222	22.563	37.344	25.593	36.722	205.5
4	2:02.645	22.714	37.347	25.958	36.626	203.6
5	2:02.768	22.793	37.584	25.622	36.769	202.1
6	2:02.389	22.798	37.123	25.739	36.729	201.3
7	2:03.037	22.867	37.694	25.713	36.763	201.3
8	2:02.964	22.947	37.493	25.714	36.810	200.6
9	2:02.789	22.918	37.631	25.630	36.610	200.2
10	2:03.296	22.895	37.760	25.705	36.936	200.6
11	2:03.386	22.974	37.728	25.728	36.956	199.9
12	2:02.897	22.955	37.429	25.570	36.943	200.2

48 Andres GARCIA

ESP
IGAXTEAM
BEON

1	2:00.283	25.202	35.746	24.510	34.825	190.7
2	1:55.735	21.599	35.439	24.354	34.343	217.4
3	1:56.465	21.979	35.609	24.200	34.677	214.9

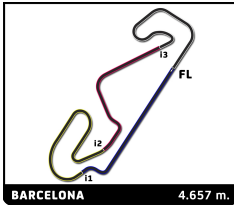


Pre Moto3 RFME ESBK 2024 Carrera 1

Analysis by lap

Lapped

No	Lap Time	Gap	No	Lap Time	Gap	No	Lap Time	Gap	No	Lap Time	Gap	No	Lap Time	Gap
Lap 1			81	1:57.264	4.795	98	1:56.296	1.094	11	1:55.992	1.181	Lap 12		
23	1:59.363	0.000	64	1:57.242	4.838	62	1:58.027	7.983	27	1:56.028	1.260	23	1:55.403	
26	1:59.446	0.083	38	1:57.521	5.174	13	1:57.781	8.794	5	1:56.024	1.323	26	1:55.328	0.042
27	1:59.450	0.087	29	1:58.942	8.816	20	1:57.632	8.928	49	1:55.985	1.531	27	1:56.490	3.746
49	1:59.625	0.262	12	1:59.275	8.881	64	1:57.793	9.083	98	1:57.789	6.783	5	1:56.510	3.858
11	1:59.634	0.271	10	1:59.013	9.002	38	1:57.390	9.164	62	1:57.576	14.683	11	1:56.753	3.933
5	1:59.767	0.404	22	2:02.222	17.742	81	1:58.348	10.837	13	1:57.726	15.568	98	1:58.566	14.637
48	2:00.283	0.920	Lap 4			12	1:59.803	18.396	64	1:57.326	15.602	20	1:57.361	21.169
98	2:00.471	1.108	49	1:55.716		29	1:59.706	18.447	20	1:57.958	15.822	38	1:57.853	15.947
46	2:01.158	1.795	23	1:55.806	0.008	22	2:02.389	37.299	81	2:00.183	24.134	13	1:57.411	21.215
81	2:01.356	1.993	11	1:55.671	0.049	Lap 7			20	1:57.331	21.265			
62	2:01.555	2.192	27	1:55.833	0.149	23	1:55.567		64	1:57.871	22.611			
20	2:01.560	2.197	26	1:55.983	0.250	26	1:55.493	0.304	38	1:57.711	22.860			
13	2:01.631	2.268	46	1:55.445	0.365	11	1:55.662	0.514	46	2:17.637	24.883			
64	2:01.891	2.528	5	1:55.716	0.421	46	1:55.756	0.549	49	2:26.632	33.791			
38	2:02.045	2.682	98	1:55.798	1.119	5	1:55.541	0.558	81	2:00.903	39.504			
29	2:03.103	3.740	62	1:57.387	4.781	49	1:55.467	0.675	29	1:59.343	43.154			
12	2:03.205	3.842	13	1:57.454	6.112	27	1:55.841	0.759	12	1:59.473	43.210			
10	2:03.404	4.041	20	1:57.468	6.215	98	1:56.718	2.245	10	1:59.444	43.312			
22	2:04.904	5.541	64	1:57.212	6.252	27	1:56.299	1.911	22	2:02.897	1:22.476			
Lap 2			38	1:57.240	6.616	62	1:58.065	10.481	Lap 10					
23	1:56.002		81	1:58.083	7.080	64	1:57.365	10.881	23	1:55.648				
27	1:55.919	0.004	12	1:58.503	11.586	13	1:57.674	10.901	26	1:55.803	0.184			
49	1:55.815	0.075	29	1:58.624	11.642	20	1:57.743	11.104	49	1:56.022	1.905			
11	1:56.059	0.328	10	1:58.594	11.798	38	1:57.595	11.192	27	1:56.299	1.911			
26	1:56.276	0.357	22	2:02.645	24.589	81	1:59.340	14.610	46	1:56.417	1.914			
5	1:56.041	0.443	Lap 5			12	1:59.644	22.473	11	1:56.416	1.949			
48	1:55.735	0.653	46	1:56.244		29	1:59.597	22.490	5	1:56.415	2.090			
98	1:55.882	0.988	26	1:56.373	0.014	10	1:59.677	22.557	98	1:57.774	8.909			
46	1:55.823	1.616	23	1:56.656	0.055	22	2:03.037	44.769	62	1:57.854	16.889			
62	1:56.091	2.281	27	1:56.539	0.079	Lap 8			13	1:57.831	17.751			
13	1:56.844	3.110	11	1:56.710	0.150	23	1:55.616		64	1:57.835	17.789			
20	1:57.097	3.292	49	1:56.901	0.292	26	1:55.532	0.220	20	1:57.658	17.832			
81	1:57.691	3.682	5	1:56.685	0.497	46	1:55.549	0.482	38	1:57.851	18.150			
64	1:57.221	3.747	98	1:56.126	0.636	11	1:55.601	0.499	81	2:00.379	28.865			
38	1:57.124	3.804	62	1:57.622	5.794	27	1:55.399	0.542	29	1:59.813	35.216			
12	1:57.917	5.757	13	1:57.348	6.851	5	1:55.667	0.609	12	1:59.890	35.254			
29	1:58.287	6.025	64	1:57.485	7.128	49	1:55.797	0.856	10	2:00.147	35.612			
10	1:58.101	6.140	20	1:57.528	7.134	98	1:57.675	4.304	22	2:03.296	1:07.244			
22	2:02.132	11.671	38	1:57.605	7.612	62	1:57.552	12.417	Lap 11					
Lap 3			81	1:57.856	8.327	13	1:57.867	13.152	23	1:55.648				
23	1:56.151		29	1:59.343	14.376	20	1:57.686	13.174	26	1:55.581	0.117			
26	1:55.859	0.065	12	1:59.454	14.431	38	1:57.828	13.404	49	1:56.305	2.562			
49	1:56.158	0.082	10	1:59.390	14.579	64	1:58.321	13.586	11	1:56.282	2.583			
27	1:56.261	0.114	22	2:02.768	30.748	81	2:00.267	19.261	46	1:56.383	2.649			
11	1:55.999	0.176	Lap 6			12	1:59.914	26.771	27	1:56.396	2.659			
5	1:56.211	0.503	23	1:55.783		29	1:59.908	26.782	5	1:56.309	2.751			
46	1:55.253	0.718	46	1:56.198	0.360	10	1:59.929	26.870	98	1:58.213	11.474			
48	1:56.465	0.967	26	1:56.202	0.378	22	2:02.964	52.117	13	1:57.104	19.207			
98	1:56.282	1.119	11	1:56.107	0.419	Lap 9			62	1:57.970	19.211			
62	1:57.062	3.192	27	1:56.244	0.485	23	1:55.310		20	1:57.153	19.337			
13	1:57.497	4.456	5	1:55.925	0.584	26	1:55.119	0.029	64	1:58.002	20.143			
20	1:57.404	4.545	49	1:56.321	0.775	46	1:55.973	1.145	38	1:58.050	20.552			
									81	2:00.787	34.004			
									12	1:59.534	39.140			
									29	1:59.646	39.214			
									10	1:59.307	39.271			
									22	2:03.386	1:14.982			

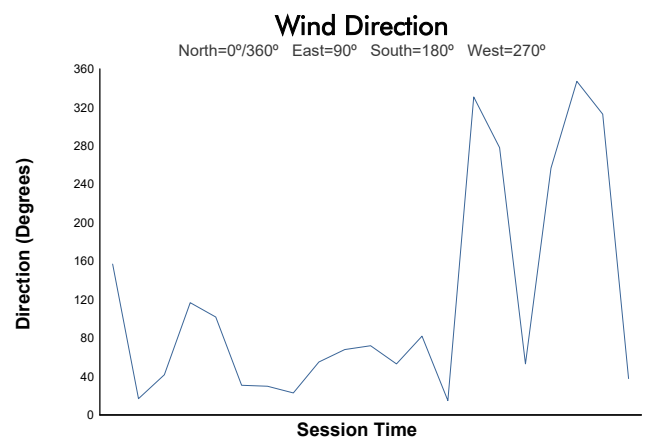
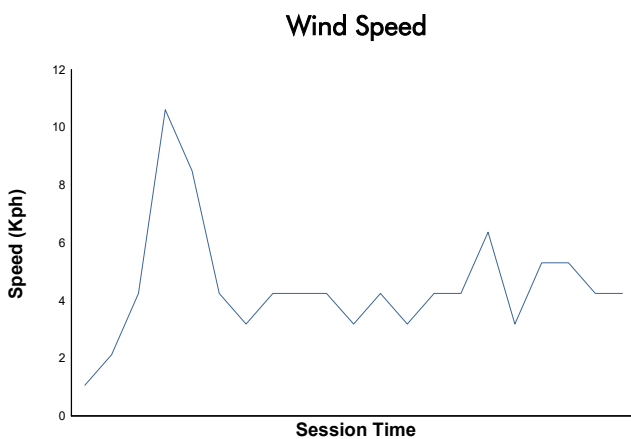
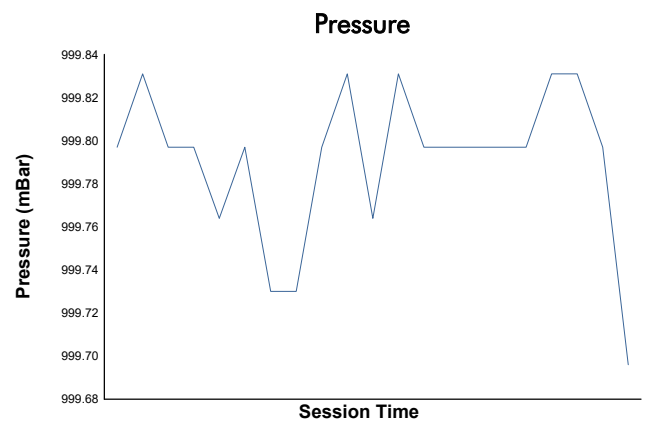
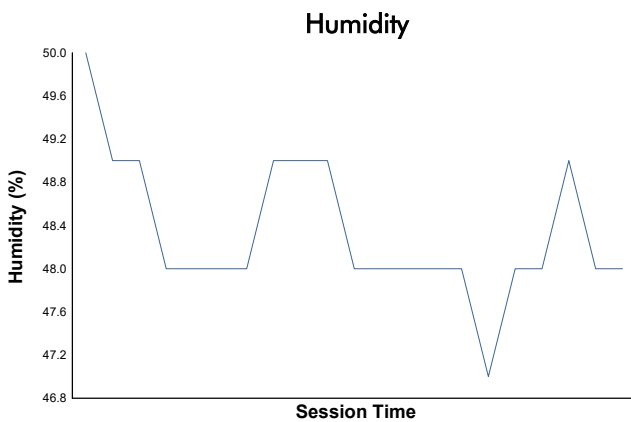
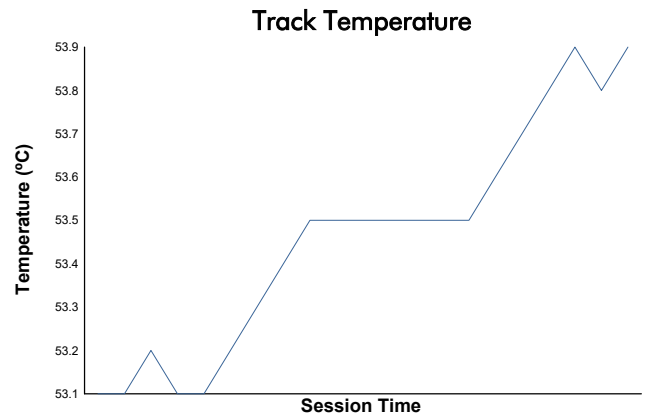
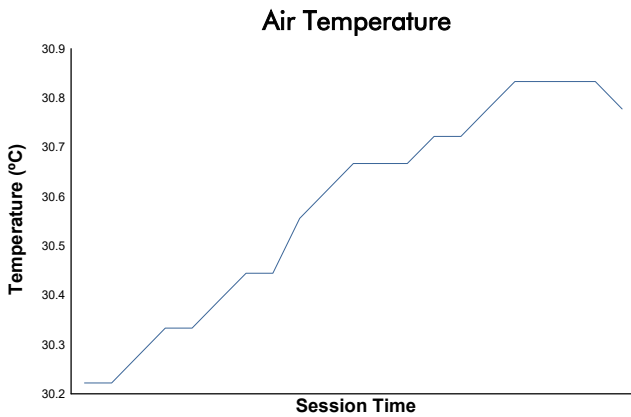


RFME ESBK 2024

Pre Moto3

Carrera 1

Weather Report



Track Status: **DRY**