

Moto 4

RFME ESBK 2024

Entrenamiento Cronometrado

Classification

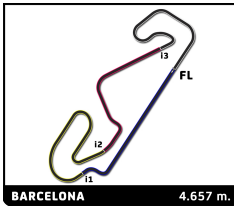
No	Rider	Nat	Team	Bike	Tires	Cl.	Time	Lap Total	Gap	Kph
1	89 Eric RUZ	ESP	IGAXTEAM	BEON	Dunlop	Moto 4	2:02.545	7 10	-	136.8
2	85 Enzo ZARAGOZA	ESP	IGAXTEAM	BEON	Dunlop	Moto 4	2:02.889	11 11	+0.344 +0.344	136.4
3	4 Qabil IRFAN	MAS	FRANCO RACING VHC TEAM LIQUI MOLY	CORSE FACTORY	Dunlop	Moto 4	2:03.025	10 11	+0.480 +0.136	136.3
4	94 Eneko OSORIO	ESP	FRANCO RACING VHC TEAM LIQUI MOLY	CORSE FACTORY	Dunlop	Moto 4	2:03.195	8 11	+0.650 +0.170	136.1
5	44 Leonardo CASADEI	ITA	IGAXTEAM	BEON	Dunlop	Moto 4	2:03.319	10 11	+0.774 +0.124	135.9
6	27 Riccardo MICHELIN	ITA	ASPAR KSB TECHNICAL ACADEMY	BEON	Dunlop	Moto 4	2:04.244	11 11	+1.699 +0.925	134.9
7	66 Tomas TURETTA	ESP	ALMA RACING TEAM	BEON	Dunlop	Moto 4	2:04.299	6 11	+1.754 +0.055	134.9
8	38 Alessio ARNOLD	SUI	FULLMOTO SQUADRA CORSE	BEON	Dunlop	Moto 4	2:04.539	10 10	+1.994 +0.240	134.6
9	98 Edgar SILVEN	ESP	ETG RACING	BEON	Dunlop	Moto 4	2:04.698	7 11	+2.153 +0.159	134.4
10	99 David SANCHEZ	ESP		BEON	Dunlop	Moto 4	2:04.876	6 11	+2.331 +0.178	134.3
11	56 Sam Loris GARDNER	GBR		CORSE FACTORY	Dunlop	Moto 4	2:05.220	11 11	+2.675 +0.344	133.9
12	77 Alexandre Miguel INACIO	POR	TEAM MOTOCLUBE LOULÉ	BEON	Dunlop	Moto 4	2:05.434	6 10	+2.889 +0.214	133.7
13	20 Louis COULOM	FRA	ETG RACING	BEON	Dunlop	Moto 4	2:05.457	11 11	+2.912 +0.023	133.6
14	19 Nathan Thomas GOUKER	USA		BEON	Dunlop	Moto 4	2:05.538	11 11	+2.993 +0.081	133.5
15	29 David GOMEZ	ESP	ASPAR KSB TECHNICAL ACADEMY	BEON	Dunlop	Moto 4	2:05.670	4 11	+3.125 +0.132	133.4
16	11 Judd PLAISTED	AUS	ETG RACING	BEON	Dunlop	Moto 4	2:06.020	9 10	+3.475 +0.350	133.0
17	7 Luke FITCHETT	GBR		BEON	Dunlop	Moto 4	2:06.127	6 11	+3.582 +0.107	132.9
18	23 Anthony LUPO JR.	ESP		BEON	Dunlop	Moto 4	2:06.727	6 10	+4.182 +0.600	132.3
19	45 Eric DA SILVA	AND	MRE TALENT	BEON	Dunlop	Moto 4	2:06.961	4 6	+4.416 +0.234	132.0
20	93 Tanutchanon SRIPETCHSUWA	ESP	FRANCO RACING VHC TEAM LIQUI MOLY	BEON	Dunlop	Moto 4	2:07.838	7 11	+5.293 +0.877	131.1
21	41 Ivan MAIOROV	ESP		BEON	Dunlop	Moto 4	2:08.834	10 10	+6.289 +0.996	130.1

Fastest Lap: Lap 7 Eric RUZ **2:02.545** 136.8 Kph

Published at:

Track Status: **DRY**

<p>Director de Carrera: Rafa Vilarrúbias</p>	<p>Cronometraje: Denis del Pozo</p>
---	--



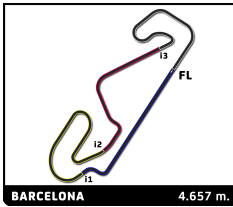
Moto 4

RFME ESBK 2024

Entrenamiento Cronometrado

Best Sector Times

Sector 1			Sector 2			Sector 3			Ideal Lap	Best Lap	
Pos	No Rider	Time	No Rider	Time	No Rider	Time	Pos	No Rider			
1	89 E.RUZ	23.765	89 E.RUZ	37.007	44 L.CASADEI	25.771	1	89 E.RUZ	2:02.402	2:02.545	(1)
2	94 E.OSORIO	23.778	85 E.ZARAGOZA	37.121	4 Q.IRFAN	25.902	2	44 L.CASADEI	2:02.466	2:03.319	(5)
3	4 Q.IRFAN	23.826	4 Q.IRFAN	37.218	85 E.ZARAGOZA	25.955	3	85 E.ZARAGOZA	2:02.593	2:02.889	(2)
4	85 E.ZARAGOZA	23.895	44 L.CASADEI	37.235	89 E.RUZ	25.976	4	4 Q.IRFAN	2:02.699	2:03.025	(3)
5	44 L.CASADEI	23.896	94 E.OSORIO	37.419	94 E.OSORIO	26.004	5	94 E.OSORIO	2:02.987	2:03.195	(4)
6	98 E.SILVEN	24.085	66 T.TURETTA	37.442	27 R.MICHIELIN	26.024	6	66 T.TURETTA	2:03.586	2:04.299	(7)
7	20 L.COULOM	24.138	27 R.MICHIELIN	37.563	66 T.TURETTA	26.064	7	27 R.MICHIELIN	2:03.810	2:04.244	(6)
8	38 A.ARNOLD	24.170	56 S.GARDNER	37.636	29 D.GOMEZ	26.128	8	98 E.SILVEN	2:04.362	2:04.698	(9)
9	77 A.INACIO	24.170	29 D.GOMEZ	37.699	11 J.PLAISTED	26.265	9	38 A.ARNOLD	2:04.405	2:04.539	(8)
10	66 T.TURETTA	24.175	38 A.ARNOLD	37.728	98 E.SILVEN	26.326	10	29 D.GOMEZ	2:04.466	2:05.670	(15)
11	27 R.MICHIELIN	24.254	98 E.SILVEN	37.755	38 A.ARNOLD	26.352	11	56 S.GARDNER	2:04.506	2:05.220	(11)
12	56 S.GARDNER	24.263	20 L.COULOM	37.777	77 A.INACIO	26.356	12	99 D.SANCHEZ	2:04.838	2:04.876	(10)
13	7 L.FITCHETT	24.344	99 D.SANCHEZ	37.844	56 S.GARDNER	26.359	13	77 A.INACIO	2:04.877	2:05.434	(12)
14	29 D.GOMEZ	24.348	19 N.GOUKER	37.862	99 D.SANCHEZ	26.499	14	20 L.COULOM	2:04.895	2:05.457	(13)
15	99 D.SANCHEZ	24.398	23 A.LUPO JR.	37.893	7 L.FITCHETT	26.515	15	19 N.GOUKER	2:05.305	2:05.538	(14)
16	11 J.PLAISTED	24.414	77 A.INACIO	37.898	19 N.GOUKER	26.516	16	11 J.PLAISTED	2:05.366	2:06.020	(16)
17	19 N.GOUKER	24.645	7 L.FITCHETT	38.053	20 L.COULOM	26.591	17	7 L.FITCHETT	2:05.605	2:06.127	(17)
18	45 E.DA SILVA	24.670	11 J.PLAISTED	38.076	45 E.DA SILVA	26.722	18	45 E.DA SILVA	2:06.400	2:06.961	(19)
19	23 A.LUPO JR.	25.010	45 E.DA SILVA	38.078	23 A.LUPO JR.	26.834	19	23 A.LUPO JR.	2:06.612	2:06.727	(18)
20	41 I.MAIOROV	25.151	T.SRIPETCHSUWAN	38.459	93 T.SRIPETCHSUWAN	27.031	20	93 T.SRIPETCHSUWAN	2:07.632	2:07.838	(20)
21	93 T.SRIPETCHSUWAN	25.151	41 I.MAIOROV	38.936	41 I.MAIOROV	27.074	21	41 I.MAIOROV	2:08.414	2:08.834	(21)



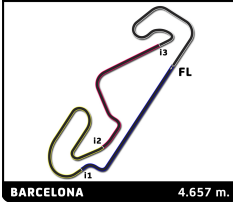
Moto 4

RFME ESBK 2024

Entrenamiento Cronometrado

Best Top Speed

No Rider	Team	Class	Top 1		Top 2		Top 3		Top 4		Top 5		Avg
			Kph	Lap	Kph	Lap	Kph	Lap	Kph	Lap	Kph	Lap	
4 Qabil IRFAN	FRANDO RACING VHC TEAM LIQUI MOLY	Moto 4	183.6	11	180.3	8	179.4	6	178.8	9	177.6	4	179.9
85 Enzo ZARAGOZA	IGAXTEAM	Moto 4	183.6	11	179.7	10	175.9	5	175.9	7	174.8	3	178.0
94 Eneko OSORIO	FRANDO RACING VHC TEAM LIQUI MOLY	Moto 4	183.3	11	181.5	10	180.0	8	179.1	5	177.1	4	180.2
89 Eric RUZ	IGAXTEAM	Moto 4	183.0	5	181.5	7	181.2	9	180.3	2	179.4	6	181.1
56 Sam Loris GARDNER		Moto 4	182.4	10	176.2	11	174.2	9	173.1	2	169.9	4	175.2
27 Riccardo MICHIELIN	ASPAR KSB TECHNICAL ACADEMY	Moto 4	181.8	3	179.1	11	178.8	10	178.5	5	175.6	4	178.8
44 Leonardo CASADEI	IGAXTEAM	Moto 4	180.9	9	179.4	11	177.1	10	175.4	4	175.1	3	177.6
77 Alexandre Miguel INACIO	TEAM MOTOCLUBE LOULÉ	Moto 4	179.7	5	179.1	2	176.8	3	174.8	6	172.0	7	176.5
11 Judd PLAISTED	ETG RACING	Moto 4	178.2	10	177.4	9	171.8	3	170.7	6	167.8	7	173.2
20 Louis COULOM	ETG RACING	Moto 4	178.2	10	177.6	11	172.0	8	170.7	6	169.6	7	173.6
38 Alessio ARNOLD	FULLMOTO SQUADRA CORSE	Moto 4	178.2	2	177.9	10	176.5	6	176.2	3	175.4	5	176.8
98 Edgar SILVEN	ETG RACING	Moto 4	177.9	7	176.5	9	176.5	10	175.4	3	174.2	2	176.1
7 Luke FITCHETT		Moto 4	177.4	11	177.1	10	176.8	7	175.9	6	173.7	8	176.2
66 Tomas TURETTA	ALMA RACING TEAM	Moto 4	177.4	6	175.4	4	174.8	8	174.2	3	173.1	9	175.0
29 David GOMEZ	ASPAR KSB TECHNICAL ACADEMY	Moto 4	176.8	9	176.8	7	174.8	5	173.4	3	172.3	10	174.8
99 David SANCHEZ		Moto 4	176.2	7	176.2	3	175.9	4	175.6	6	175.6	2	175.9
45 Eric DA SILVA	MRE TALENT	Moto 4	174.2	5	172.0	6	170.9	2	170.1	3	169.1	4	171.3
19 Nathan Thomas GOUKER		Moto 4	172.6	11	171.5	4	169.3	2	168.8	5	167.8	3	170.0
23 Anthony LUPO JR.		Moto 4	172.6	5	170.7	4	168.8	3	167.5	6	165.5	7	169.0
93 Tanutchanon SRIPETCHSUW	FRANDO RACING VHC TEAM LIQUI MOLY	Moto 4	170.9	11	170.7	10	170.1	9	169.9	5	169.6	6	170.2
41 Ivan MAIOROV		Moto 4	167.8	9	167.5	10	164.0	6	162.5	4	161.1	7	164.6



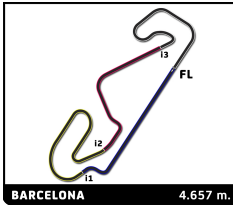
Moto 4

RFME ESBK 2024

Entrenamiento Cronometrado

Fastest Lap Sequence

Elapsed	No Rider	Team	Bike	Class	Time	Kph	Lap
4:32.779	11 Judd PLAISTED	ETG RACING	BEON	Moto 4	2:09.585	129.4	2
4:32.844	7 Luke FITCHETT		BEON	Moto 4	2:07.551	131.4	2
4:39.431	19 Nathan Thomas GOUKER		BEON	Moto 4	2:07.462	131.5	2
4:49.027	98 Edgar SILVEN	ETG RACING	BEON	Moto 4	2:06.355	132.7	2
4:49.129	77 Alexandre Miguel INACIO	TEAM MOTOCLUBE LOULÉ	BEON	Moto 4	2:06.090	133.0	2
5:12.146	89 Eric RUZ	IGAXTEAM	BEON	Moto 4	2:03.925	135.3	2
14:35.533	89 Eric RUZ	IGAXTEAM	BEON	Moto 4	2:03.182	136.1	5
18:47.849	89 Eric RUZ	IGAXTEAM	BEON	Moto 4	2:02.545	136.8	7



Moto 4

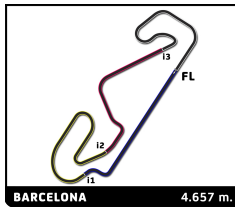
RFME ESBK 2024

Entrenamiento Cronometrado

Sector Analysis

Invalidated Lap Personal Best Session Best Crossing the pit lane

Lap	Time	Sector 1	Sector 2	Sector 3	Sector 4	T.Sp	Lap	Time	Sector 1	Sector 2	Sector 3	Sector 4	T.Sp
89 Eric RUZ ESP							44 Leonardo CASADEI ITA						
IGAXTEAM BEON							IGAXTEAM BEON						
1	3:08.221	1:18.759	39.414	30.027	40.021	133.1	1	3:05.189	1:17.363	39.760	27.633	40.433	135.6
2	2:03.925	24.166	37.416	26.310	36.033	180.3	2	2:08.274	25.202	39.316	27.155	36.601	170.4
3	<u>2:30.975</u> B	24.761	42.344	29.769	54.101	173.1	3	2:13.563	24.589	40.405	30.967	37.602	175.1
4	<u>4:49.230</u>	3:02.567	43.097	26.958	36.608	131.3	4	2:05.320	24.585	37.890	26.500	36.345	175.4
5	2:03.182	23.843	37.117	26.331	35.891	183.0	5	2:06.851	25.201	39.063	26.252	36.335	172.3
6	2:09.771	24.753	40.590	28.049	36.379	179.4	6	2:04.930	24.673	37.716	26.367	36.174	172.6
7	<u>2:02.545</u>	23.809	<u>37.007</u>	<u>25.976</u>	35.753	181.5	7	<u>2:22.505</u> B	25.611	41.249	26.468	49.177	171.5
8	2:15.572	24.250	42.422	29.728	39.172	175.9	8	2:42.965	57.546	42.368	26.645	36.406	117.4
9	2:02.620	<u>23.765</u>	37.164	26.037	<u>35.654</u>	181.2	9	2:11.667	<u>23.896</u>	40.991	27.426	39.354	180.9
10	<u>2:06.581</u>	23.826	38.674	26.859	37.222	175.1	10	<u>2:03.319</u>	24.381	<u>37.235</u>	26.139	<u>35.564</u>	177.1
							11	2:03.400	24.149	37.466	<u>25.771</u>	36.014	179.4
85 Enzo ZARAGOZA ESP							27 Riccardo MICHELIN ITA						
IGAXTEAM BEON							ASPAR KSB TECHNICAL ACADEMY BEON						
1	3:06.852	1:16.102	40.980	28.808	40.962	130.2	1	3:01.994	1:00.953	41.103	28.270	51.668	126.7
2	2:05.433	24.734	37.981	26.635	36.083	172.6	2	3:11.882	1:30.055	38.771	26.503	36.553	123.8
3	2:14.435	24.236	41.696	31.123	37.380	174.8	3	2:04.917	24.333	37.941	26.241	36.402	181.8
4	2:06.919	25.430	38.472	26.558	36.459	171.2	4	2:05.434	24.825	37.919	26.372	36.318	175.6
5	2:10.934	24.145	37.725	26.395	42.669	175.9	5	2:06.223	24.338	38.414	26.799	36.672	178.5
6	2:52.651	1:11.341	39.036	26.380	35.894	98.7	6	2:05.349	25.063	<u>37.563</u>	26.579	36.144	168.8
7	2:04.038	24.196	37.546	26.282	36.014	175.9	7	2:06.620	24.614	39.610	26.287	36.109	174.5
8	2:04.657	24.624	37.632	26.407	35.994	169.9	8	2:05.197	<u>24.254</u>	38.131	26.498	36.314	172.3
9	2:15.275	26.908	41.871	26.802	39.694	163.5	9	2:13.568	25.327	40.560	26.469	41.212	170.7
10	2:03.245	24.305	<u>37.121</u>	26.197	<u>35.622</u>	179.7	10	2:04.913	24.567	37.583	26.153	36.610	178.8
11	<u>2:02.889</u>	<u>23.895</u>	37.166	<u>25.955</u>	35.873	183.6	11	<u>2:04.244</u>	24.387	37.864	<u>26.024</u>	<u>35.969</u>	179.1
4 Qabil IRFAN MAS							66 Tomas TURETTA ESP						
FRANDO RACING VHC TEAM LIQUI M CORSE FACTORY							ALMA RACING TEAM BEON						
1	4:05.067	2:21.593	39.633	27.048	36.793	133.1	1	3:03.318	1:06.459	39.000	27.008	50.851	134.7
2	2:05.414	24.962	37.832	26.304	36.316	169.3	2	3:10.137	1:28.717	38.366	26.610	36.444	120.1
3	2:08.642	27.519	38.651	26.389	36.083	168.8	3	2:05.109	24.700	37.700	26.161	36.548	174.2
4	2:04.340	24.212	37.622	26.499	36.007	177.6	4	2:04.925	24.894	37.744	26.203	36.084	175.4
5	2:07.606	24.753	39.641	26.825	36.387	171.8	5	2:07.954	24.882	38.984	27.005	37.083	168.8
6	2:03.964	24.116	37.487	26.352	36.009	179.4	6	<u>2:04.299</u>	24.246	<u>37.442</u>	26.548	36.063	177.4
7	2:09.365	25.530	40.528	27.040	36.267	167.8	7	2:07.345	24.822	39.648	26.970	<u>35.905</u>	171.2
8	2:03.298	24.059	37.546	<u>25.902</u>	35.791	180.3	8	2:04.642	<u>24.175</u>	37.674	26.550	36.243	174.8
9	2:13.626	24.681	42.243	27.598	39.104	178.8	9	2:07.195	25.129	39.183	26.347	36.536	173.1
10	<u>2:03.025</u>	<u>23.826</u>	<u>37.218</u>	26.228	<u>35.753</u>	177.4	10	2:06.092	25.006	38.556	26.292	36.238	166.0
11	2:06.003	24.249	39.190	26.667	35.897	183.6	11	2:06.916	24.817	40.006	<u>26.064</u>	36.029	170.9
94 Eneko OSORIO ESP							38 Alessio ARNOLD SUI						
FRANDO RACING VHC TEAM LIQUI M CORSE FACTORY							FULLMOTO SQUADRA CORSE						
1	4:06.294	2:23.112	39.079	26.788	37.315	130.4	1	3:08.977	1:22.264	40.174	27.965	38.574	130.5
2	2:05.205	25.067	37.915	26.369	35.854	172.0	2	2:04.814	24.352	37.846	26.461	<u>36.155</u>	178.2
3	2:08.925	24.588	38.261	27.055	39.021	173.1	3	<u>2:13.335</u>	24.640	41.097	30.262	37.336	176.2
4	2:04.003	24.149	<u>37.419</u>	<u>26.004</u>	36.431	177.1	4	2:05.311	24.208	38.029	26.655	36.419	175.1
5	2:06.978	24.043	38.482	26.945	37.508	179.1	5	<u>2:09.930</u>	27.722	38.982	26.734	36.492	175.4
6	2:08.829	27.495	38.742	26.628	35.964	175.6	6	2:04.811	24.313	37.734	26.442	36.322	176.5
7	2:04.342	24.224	37.593	26.248	36.277	175.4	7	2:05.393	24.645	<u>37.728</u>	26.570	36.450	174.0
8	<u>2:03.195</u>	<u>23.778</u>	37.496	26.135	<u>35.786</u>	180.0	8	2:26.498	24.653	42.487	27.047	52.311	171.8
9	2:15.268	27.243	40.170	28.819	39.036	175.9	9	4:49.304	3:04.843	41.330	26.693	36.438	108.5
10	2:03.497	23.953	37.527	26.109	35.908	181.5	10	<u>2:04.539</u>	<u>24.170</u>	37.790	<u>26.352</u>	36.227	177.9
11	2:05.810	24.019	38.076	26.838	36.877	183.3							



Moto 4

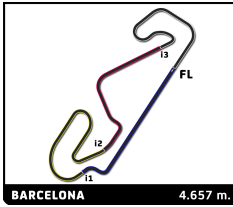
RFME ESBK 2024

Entrenamiento Cronometrado

Sector Analysis

— Invalidated Lap ■ Personal Best ■ Session Best B Crossing the pit lane

Lap	Time	Sector 1	Sector 2	Sector 3	Sector 4	T.Sp	Lap	Time	Sector 1	Sector 2	Sector 3	Sector 4	T.Sp
98 Edgar SILVEN ESP							20 Louis COULOM FRA						
ETG RACING BEON							ETG RACING BEON						
1	2:42.672	33.538	51.014	30.443	47.677	97.2	1	2:40.248	32.831	58.826	29.212	39.379	130.4
2	2:06.355	24.743	38.242	26.902	36.468	174.2	2	<u>2:19.524</u>	31.220	43.722	27.287	37.295	164.7
3	2:12.906	29.413	40.309	26.618	36.566	175.4	3	2:07.090	25.220	38.355	26.813	36.702	167.3
4	2:06.289	25.043	37.899	26.760	36.587	168.3	4	2:06.441	24.885	38.109	26.591	36.856	169.1
5	2:22.024 B	25.017	38.456	27.048	51.503	171.2	5	2:05.886	24.824	38.057	26.616	36.389	169.1
6	3:07.309	1:23.527	40.757	26.829	36.196	98.3	6	2:05.557	24.642	37.777	26.700	36.438	170.7
7	2:04.698	24.085	37.778	26.548	36.287	177.9	7	2:30.539	29.830	48.844	31.306	40.559	169.6
8	2:05.397	24.622	38.003	26.487	36.285	173.1	8	2:26.826 B	24.584	38.135	34.481	49.626	172.0
9	2:08.155	24.935	39.649	26.688	36.883	176.5	9	2:40.068	48.644	44.493	28.568	38.363	98.0
10	2:05.137	24.425	37.755	26.586	36.371	176.5	10	<u>2:06.616</u>	24.471	38.712	26.905	36.528	178.2
11	<u>2:08.746</u>	28.117	37.879	26.326	36.424	161.1	11	2:05.457	24.138	37.805	26.943	36.571	177.6
99 David SANCHEZ ESP							19 Nathan Thomas GOUKER USA						
CORSE FACTORY							BEON						
1	3:07.516	1:16.402	40.870	28.566	41.678	101.7	1	2:31.969	43.974	41.447	28.617	37.931	131.5
2	2:06.248	24.551	38.325	26.546	36.826	175.6	2	2:07.462	25.242	38.318	27.065	36.837	169.3
3	2:13.884	24.398	38.593	28.017	42.876	176.2	3	2:06.654	25.112	38.322	26.790	36.430	167.8
4	2:05.934	24.632	38.194	26.536	36.572	175.9	4	2:06.170	24.645	37.862	26.759	36.904	171.5
5	2:05.995	24.532	38.137	26.842	36.484	174.0	5	2:06.933	25.113	38.173	26.840	36.807	168.8
6	2:04.876	24.424	37.844	26.511	36.097	175.6	6	2:06.458	25.161	37.927	26.780	36.590	166.2
7	2:10.250	25.587	41.481	26.651	36.531	176.2	7	2:06.544	25.069	38.099	26.648	36.728	167.0
8	2:07.185	24.862	38.259	26.953	37.111	170.1	8	2:17.646 B	25.277	38.531	27.125	46.713	166.0
9	2:38.225 B	25.244	41.213	27.619	1:04.149	167.5	9	3:17.231	1:31.051	40.097	27.642	38.441	127.8
10	4:04.567	2:20.650	39.246	26.862	37.809	130.2	10	2:15.298	28.291	43.606	27.119	36.282	161.1
11	2:05.783	24.658	38.078	26.499	36.548	172.0	11	2:05.538	24.662	37.966	26.516	36.394	172.6
56 Sam Loris GARDNER GBR							29 David GOMEZ ESP						
CORSE FACTORY							ASPAR KSB TECHNICAL ACADEMY BEON						
1	2:40.695	38.067	44.541	28.662	49.425	127.8	1	3:04.339 B	1:02.418	39.980	27.972	53.969	130.4
2	2:08.027	24.925	38.534	27.145	37.423	173.1	2	3:08.257	1:26.985	38.266	26.625	36.381	129.0
3	2:07.887	25.486	38.211	26.805	37.385	169.9	3	2:06.156	24.754	38.118	26.649	36.635	173.4
4	2:09.398	25.293	38.984	27.511	37.610	169.9	4	2:05.670	24.514	38.433	26.210	36.513	172.3
5	2:07.335	25.117	38.227	27.039	36.952	169.3	5	2:06.072	24.348	38.502	26.557	36.665	174.8
6	2:07.149	25.155	38.182	26.826	36.986	169.1	6	2:06.632	24.862	38.256	26.243	37.271	170.9
7	2:27.271 B	25.201	39.832	27.112	55.126	168.8	7	<u>2:05.195</u>	24.726	37.699	26.479	36.291	176.8
8	3:04.243	1:22.679	37.843	26.753	36.968	103.6	8	2:06.283	24.658	38.265	26.646	36.714	169.6
9	2:10.156	24.821	38.794	28.402	38.139	174.2	9	2:06.378	24.366	38.618	26.771	36.623	176.8
10	2:05.604	24.263	37.636	26.359	37.346	182.4	10	2:06.084	24.681	38.263	26.747	36.393	172.3
11	2:05.220	24.419	37.848	26.705	36.248	176.2	11	2:08.848	26.334	39.810	26.128	36.576	169.9
77 Alexandre Miguel INACIO POR							11 Judd PLAISTED AUS						
TEAM MOTOCUBO LOULÉ BEON							ETG RACING BEON						
1	2:43.039	41.945	44.713	29.769	46.612	130.0	1	2:23.194	33.029	40.737	28.444	40.984	133.7
2	2:06.090	24.472	38.376	26.673	36.569	179.1	2	2:09.585	25.678	39.078	27.215	37.614	165.2
3	2:07.404	24.170	38.804	26.962	37.468	176.8	3	2:11.422	25.245	39.770	28.072	38.335	171.8
4	2:12.856	28.649	41.207	26.547	36.453	170.9	4	2:08.636	25.432	38.727	27.028	37.449	165.7
5	2:05.992	24.204	38.303	26.924	36.561	179.7	5	<u>2:07.335</u>	25.407	38.403	26.716	36.809	167.3
6	2:05.434	24.284	37.898	26.356	36.896	174.8	6	<u>2:06.761</u>	24.866	38.198	26.612	37.085	170.7
7	2:05.853	24.433	38.148	26.806	36.466	172.0	7	2:35.875 B	25.653	40.950	28.190	1:01.082	167.8
8	2:31.275 B	27.501	40.927	28.161	54.686	167.5	8	5:19.024	3:24.874	46.883	27.547	39.720	101.5
9	6:45.704	5:00.057	39.731	27.357	38.559	109.9	9	2:06.020	24.414	38.076	26.265	37.265	177.4
10	2:06.722	25.053	38.451	26.734	36.484	169.1	10	<u>2:05.671</u>	24.496	38.197	26.367	36.611	178.2



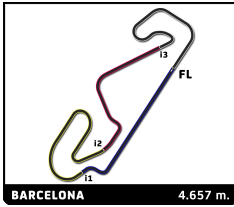
Moto 4

RFME ESBK 2024

Entrenamiento Cronometrado

Sector Analysis

_ Invalidated Lap							■ Personal Best	■ Session Best	B Crossing the pit lane				
Lap	Time	Sector 1	Sector 2	Sector 3	Sector 4	T.SpD	Lap	Time	Sector 1	Sector 2	Sector 3	Sector 4	T.SpD
7 Luke FITCHETT							GBR						
BEON													
1	2:25.293	38.690	41.284	27.720	37.599	131.1	5	2:14.736	30.470	39.708	27.296	37.262	160.8
2	2:07.551	25.269	38.396	26.987	36.899	172.3	6	2:14.696	25.659	40.948	30.243	37.846	164.0
3	2:08.099	24.989	38.469	27.419	37.222	170.9	7	2:23.414 B	26.056	39.393	27.765	50.200	161.1
4	2:07.278	24.781	38.559	27.092	36.846	171.2	8	2:30.593	45.242	40.360	27.074	37.917	127.9
5	2:13.096	29.804	39.361	26.698	37.233	170.4	9	2:09.359	25.616	39.059	27.431	37.253	167.8
6	2:06.127	24.624	38.136	26.663	36.704	175.9	10	2:08.834	25.151	38.936	27.197	37.550	167.5
7	2:06.246	24.344	38.185	26.794	36.923	176.8							
8	2:28.892 B	24.733	38.053	26.727	59.379	173.7							
9	3:14.381	1:27.957	42.327	26.691	37.406	118.0							
10	2:06.731	24.459	38.332	26.950	36.990	177.1							
11	2:06.214	24.535	38.471	26.515	36.693	177.4							
23 Anthony LUPO JR.							ESP						
BEON													
1	3:07.106 B	1:06.597	40.566	28.008	51.935	131.1							
2	3:50.048	2:06.713	39.098	27.189	37.048	110.8							
3	2:08.888	25.370	38.486	27.467	37.565	168.8							
4	2:07.537	25.258	38.194	27.151	36.934	170.7							
5	2:07.137	25.010	38.254	26.834	37.039	172.6							
6	2:06.727	25.099	37.893	26.860	36.875	167.5							
7	2:28.666 B	25.364	40.644	27.461	55.197	165.5							
8	2:50.947	1:05.113	39.912	27.666	38.256	124.8							
9	2:09.210	25.637	38.885	27.363	37.325	163.2							
10	2:09.184	25.585	38.760	27.366	37.473	162.5							
45 Eric DA SILVA							AND						
MRE TALENT							BEON						
1	2:44.894	55.244	43.179	28.125	38.346	119.5							
2	2:08.753	25.192	39.022	27.195	37.344	170.9							
3	2:08.249	25.051	38.939	27.061	37.198	170.1							
4	2:06.961	25.231	38.078	26.722	36.930	169.1							
5	2:07.393	24.670	38.235	26.926	37.562	174.2							
6	10:50.804 B	24.710	38.206			172.0							
93 Tanutchanon SRIPETCHSUWAN							ESP						
FRANDO RACING VHC TEAM LIQUI M							BEON						
1	3:58.620	2:11.131	41.301	28.150	38.038	132.7							
2	2:13.069	26.333	39.981	28.311	38.444	159.9							
3	2:11.377	26.424	39.482	27.648	37.823	160.4							
4	2:08.309	25.316	38.636	27.321	37.036	169.3							
5	2:08.223	25.213	38.618	27.123	37.269	169.9							
6	2:08.213	25.293	38.591	27.200	37.129	169.6							
7	2:07.838	25.185	38.503	27.031	37.119	168.6							
8	2:08.189	25.171	38.494	27.101	37.423	169.1							
9	2:08.164	25.209	38.551	27.261	37.143	170.1							
10	2:07.866	25.158	38.459	27.258	36.991	170.7							
11	2:08.365	25.151	38.620	27.322	37.272	170.9							
41 Ivan MAIOROV							ESP						
1	3:56.866	2:06.623	42.155	29.151	38.937	62.3							
2	2:28.740 B	26.429	39.805	28.333	54.173	159.6							
3	2:56.590	1:11.375	39.516	27.860	37.839	127.5							
4	2:11.437	26.166	39.493	28.029	37.749	162.5							

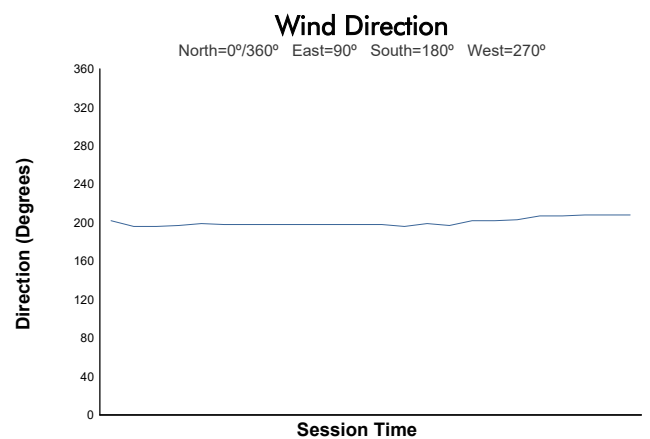
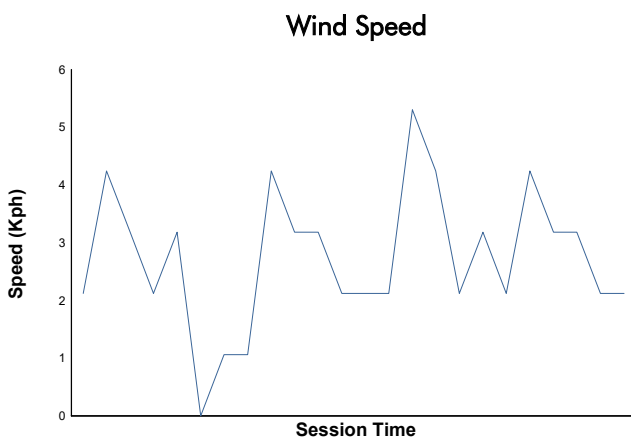
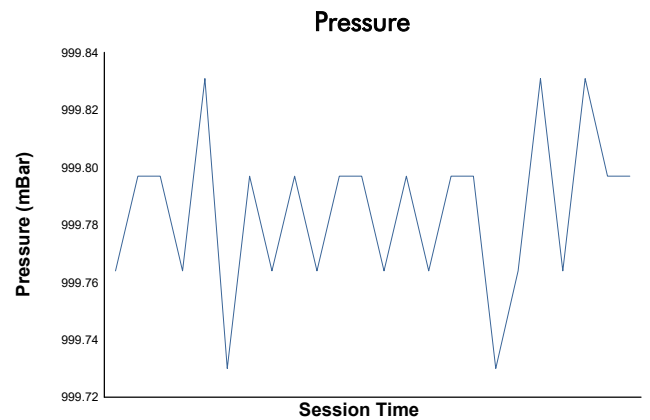
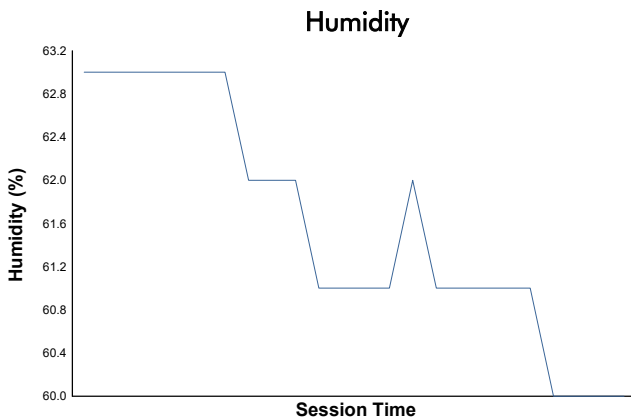
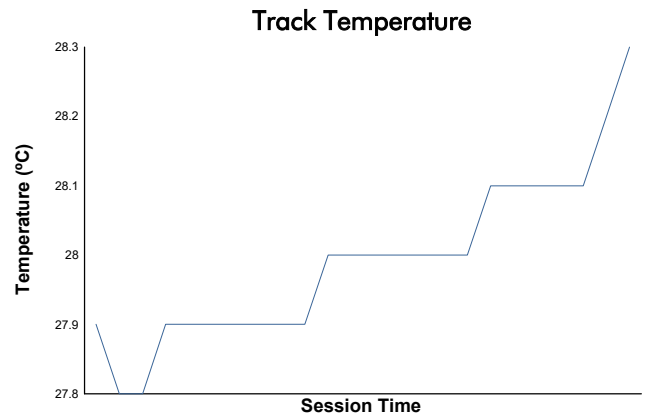
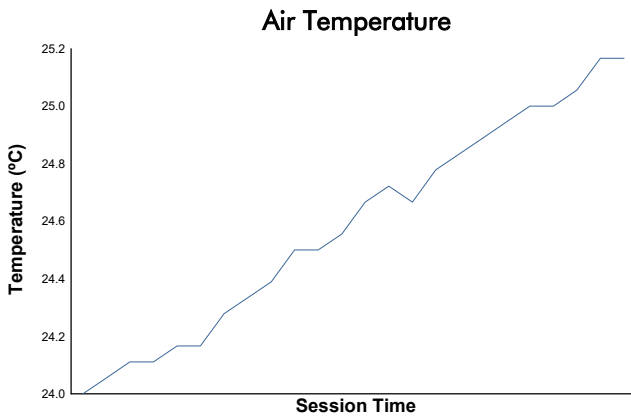


RFME ESBK 2024

Moto 4

Entrenamiento Cronometrado

Weather Report



Track Status: **DRY**