

BeOn Junior Cup

RFME ESBK 2024

Entrenamiento Libre 2

Classification

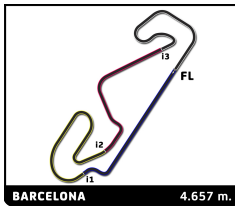
No	Rider	Nat	Team	Bike	Tires	Cl.	Time	Lap	Total	Gap	Kph
1	54 Jesus RIOS	ESP	MRE TALENT		Pirelli	BeOn	1:50.176	9	10	-	- 152.2
2	45 Alex LONGARELA	ESP			Pirelli	BeOn	1:50.466	11	13	+0.290	+0.290 151.8
3	70 Iaroslav KARPUSHIN	EST	FRANCO RACING VHC TEAM LIQUI MOLY	BEON	Pirelli	BeOn	1:50.888	12	13	+0.712	+0.422 151.2
4	17 Pedro ALOMAR	ESP	IGAXTEAM		Pirelli	BeOn	1:51.633	12	12	+1.457	+0.745 150.2
5	18 Pablo OLIVARES	ESP	QRG ALEJANDRIA		Pirelli	BeOn	1:51.659	6	9	+1.483	+0.026 150.1
6	32 Marcos LUDEÑA	ESP	ASPAR KSB TECHNICAL ACADEMY		Pirelli	BeOn	1:51.680	14	14	+1.504	+0.021 150.1
7	26 Pau ALSINA	ESP			Pirelli	BeOn	1:51.764	5	12	+1.588	+0.084 150.0
8	7 David JIMENEZ	ESP	IGAXTEAM		Pirelli	BeOn	1:52.498	5	12	+2.322	+0.734 149.0
9	41 Yvonne CERPA	ESP	ILUSION RACING		Pirelli	BeOn	1:52.640	8	11	+2.464	+0.142 148.8
10	34 Jacobo HINOJOSA	ESP	QRG CERRO-GROUP		Pirelli	BeOn	1:53.164	7	11	+2.988	+0.524 148.1
11	66 Quentin MANDINE	FRA	MECAPROJETS TEAM ADO	BEON	Pirelli	BeOn	1:54.632	13	13	+4.456	+1.468 146.3

Fastest Lap: Lap 9 | Jesus RIOS | **1:50.176** | 152.2 Kph

Published at:

Track Status: **DRY**

<p>Cronometraje: Rafa Vilarrúbias</p>	<p>Cronometraje: Denis del Pozo</p>
--	--



BeOn Junior Cup

RFME ESBK 2024

Entrenamiento Libre 2

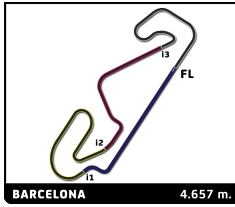
Classification by Class

No Rider	Nat	Team	Bike	Time	Lap Total	Gap	Kph
BeOn							
1 54	ESP	Jesus RIOS	MRE TALENT	1:50.176	9 10		152.2
2 45	ESP	Alex LONGARELA		1:50.466	11 13	+0.290 +0.290	151.8
3 70	EST	Iaroslav KARPUSHIN	FRANCO RACING VHC TEAM LIQUI MOLY	1:50.888	12 13	+0.712 +0.422	151.2
4 17	ESP	Pedro ALOMAR	IGAXTEAM	1:51.633	12 12	+1.457 +0.745	150.2
5 18	ESP	Pablo OLIVARES	QRG ALEJANDRIA	1:51.659	6 9	+1.483 +0.026	150.1
6 32	ESP	Marcos LUDEÑA	ASPAR KSB TECHNICAL ACADEMY	1:51.680	14 14	+1.504 +0.021	150.1
7 26	ESP	Pau ALSINA		1:51.764	5 12	+1.588 +0.084	150.0
8 7	ESP	David JIMENEZ	IGAXTEAM	1:52.498	5 12	+2.322 +0.734	149.0
9 41	ESP	Yvonne CERPA	ILUSION RACING	1:52.640	8 11	+2.464 +0.142	148.8
10 34	ESP	Jacobo HINOJOSA	QRG CERRO-GROUP	1:53.164	7 11	+2.988 +0.524	148.1
11 66	FRA	Quentin MANDINE	MECAPROJETS TEAM ADO	1:54.632	13 13	+4.456 +1.468	146.3

Published at:

Track Status: **DRY**

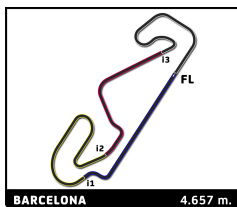
Cronometraje: Rafa Vilarrúbias	Cronometraje: Denis del Pozo
--	--



BeOn Junior Cup RFME ESBK 2024 Entrenamiento Libre 2

Best Sector Times

Sector 1			Sector 2			Sector 3			Sector 4			Pos	No	Ideal Lap	Best Lap
Pos	No Rider	Time	No Rider	Time	No Rider	Time	No Rider	Time	Pos	No					
1	45 A.LONGARELA	20.159	54 J.RIOS	33.863	54 J.RIOS	22.911	54 J.RIOS	32.991	1	54	1:50.096	1:50.176	(1)		
2	32 M.LUDEÑA	20.274	45 A.LONGARELA	33.885	70 I.KARPUSHIN	23.040	45 A.LONGARELA	33.131	2	45	1:50.254	1:50.466	(2)		
3	18 P.OLIVARES	20.293	18 P.OLIVARES	34.005	45 A.LONGARELA	23.079	70 I.KARPUSHIN	33.260	3	70	1:50.795	1:50.888	(3)		
4	54 J.RIOS	20.331	70 I.KARPUSHIN	34.139	32 M.LUDEÑA	23.224	17 P.ALOMAR	33.474	4	18	1:51.093	1:51.659	(5)		
5	17 P.ALOMAR	20.354	26 P.ALSINA	34.265	26 P.ALSINA	23.230	26 P.ALSINA	33.514	5	17	1:51.379	1:51.633	(4)		
6	70 I.KARPUSHIN	20.356	17 P.ALOMAR	34.287	18 P.OLIVARES	23.245	18 P.OLIVARES	33.550	6	26	1:51.438	1:51.764	(7)		
7	26 P.ALSINA	20.429	32 M.LUDEÑA	34.304	17 P.ALOMAR	23.264	7 D.JIMENEZ	33.694	7	32	1:51.544	1:51.680	(6)		
8	41 Y.CERPA	20.457	7 D.JIMENEZ	34.350	41 Y.CERPA	23.273	32 M.LUDEÑA	33.742	8	7	1:51.860	1:52.498	(8)		
9	7 D.JIMENEZ	20.499	41 Y.CERPA	34.408	7 D.JIMENEZ	23.317	41 Y.CERPA	33.944	9	41	1:52.082	1:52.640	(9)		
10	34 J.HINOJOSA	20.649	34 J.HINOJOSA	34.612	34 J.HINOJOSA	23.590	34 J.HINOJOSA	34.114	10	34	1:52.965	1:53.164	(10)		
11	66 Q.MANDINE	21.090	66 Q.MANDINE	35.035	66 Q.MANDINE	23.898	66 Q.MANDINE	34.438	11	66	1:54.461	1:54.632	(11)		



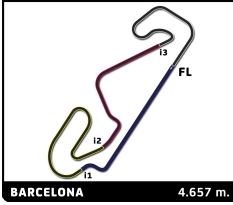
BeOn Junior Cup

RFME ESBK 2024

Entrenamiento Libre 2

Best Top Speed

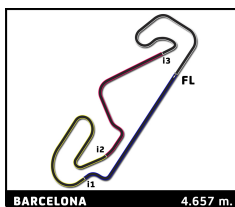
No Rider	Team	Class	Top 1		Top 2		Top 3		Top 4		Top 5		Avg
			Kph	Lap	Kph	Lap	Kph	Lap	Kph	Lap	Kph	Lap	
32 Marcos LUDENÑA	ASPAR KSB TECHNICAL ACADEMY	BeOn	238.4	6	237.9	3	236.9	7	234.8	4	234.8	2	236.6
7 David JIMENEZ	IGAXTEAM	BeOn	234.8	4	232.8	5	232.8	2	230.3	12	228.9	6	231.9
18 Pablo OLIVARES	QRG ALEJANDRIA	BeOn	234.8	4	233.3	6	232.3	5	231.3	7	228.4	2	232.0
45 Alex LONGARELA		BeOn	234.3	4	232.8	12	232.8	3	232.8	2	232.3	9	233.0
70 Iaroslav KARPUSHIN	FRANDO RACING VHC TEAM LIQUI MOLY	BeOn	233.8	4	233.3	7	232.8	6	232.8	3	232.3	5	233.0
41 Yvonne CERPA	ILUSION RACING	BeOn	233.3	11	231.8	4	231.3	5	230.3	8	230.3	2	231.4
17 Pedro ALOMAR	IGAXTEAM	BeOn	232.3	10	229.9	4	229.4	7	228.4	12	226.0	5	229.2
26 Pau ALSINA		BeOn	232.3	9	229.9	10	229.4	8	229.4	6	228.4	11	229.9
66 Quentin MANDINE	MECAPROJETS TEAM ADO	BeOn	231.8	7	226.5	4	225.6	11	223.2	13	223.2	5	226.1
54 Jesus RIOS	MRE TALENT	BeOn	228.4	7	228.4	6	227.4	9	227.0	10	227.0	8	227.6
34 Jacobo HINOJOSA	QRG CERRO-GROUP	BeOn	227.9	9	227.9	3	227.9	2	227.4	10	227.0	7	227.6



BeOn Junior Cup
RFME ESBK 2024
Entrenamiento Libre 2

Fastest Lap Sequence

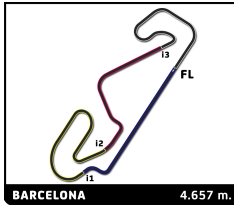
Elapsed	No Rider	Team	Bike	Class	Time	Kph	Lap
4:28.328	18 Pablo OLIVARES	QRG ALEJANDRIA		BeOn	1:52.942	148.4	2
4:31.264	70 Iaroslav KARPUSHIN	FRANCO RACING VHC TEAM LIQUI MOLY	BEON	BeOn	1:52.172	149.5	2
5:24.641	54 Jesus RIOS	MRE TALENT		BeOn	1:51.596	150.2	2
6:34.191	45 Alex LONGARELA			BeOn	1:51.240	150.7	3
7:15.430	54 Jesus RIOS	MRE TALENT		BeOn	1:50.789	151.3	3
10:57.452	54 Jesus RIOS	MRE TALENT		BeOn	1:50.739	151.4	5
12:47.808	54 Jesus RIOS	MRE TALENT		BeOn	1:50.356	151.9	6
14:38.136	54 Jesus RIOS	MRE TALENT		BeOn	1:50.328	152.0	7
18:18.832	54 Jesus RIOS	MRE TALENT		BeOn	1:50.176	152.2	9



BeOn Junior Cup RFME ESBK 2024 Entrenamiento Libre 2 Sector Analysis

— Invalidated Lap ■ Personal Best ■ Session Best B Crossing the pit lane

Lap	Time	Sector 1	Sector 2	Sector 3	Sector 4	T.Sp	Lap	Time	Sector 1	Sector 2	Sector 3	Sector 4	T.Sp		
7	David JIMENEZ ESP							32	Marcos LUDEÑA ESP						
	IGAXTEAM								ASPAR KSB TECHNICAL ACADEMY						
1	2:50.918	1:16.923	35.947	23.948	34.100	131.1	1	2:41.449	1:07.043	35.912	23.784	34.710	156.2		
2	1:52.969	20.499	34.604	23.608	34.258	232.8	2	1:52.571	20.518	34.561	23.399	34.093	234.8		
3	1:52.696	20.637	34.967	23.398	33.694	228.9	3	1:55.301	20.420	35.074	23.884	35.923	237.9		
4	2:02.498	21.641	38.881	23.633	38.343	234.8	4	1:52.983	20.558	34.747	23.537	34.141	234.8		
5	1:52.498	20.702	34.350	23.604	33.842	232.8	5	1:59.346	23.874	37.683	23.684	34.105	232.3		
6	1:53.954	20.887	34.926	23.834	34.307	228.9	6	1:51.762	20.283	34.382	23.300	33.797	238.4		
7	1:53.948	21.022	35.491	23.317	34.118	217.9	7	1:52.726	20.297	34.729	23.695	34.005	236.9		
8	2:15.816 B	21.673	37.143	24.181	52.819	227.0	8	1:52.589	20.440	34.650	23.537	33.962	232.3		
9	9:11.100	7:31.925	35.926	23.436	39.813	163.2	9	2:10.576 B	20.464	35.803	23.493	50.816	231.8		
10	1:59.726	21.135	34.661	23.895	40.035	223.7	10	5:24.692	3:49.984	35.223	23.769	35.716	160.4		
11	1:54.360	20.625	35.254	24.354	34.127	227.4	11	1:54.880	20.442	35.188	23.734	35.516	233.3		
12	1:53.180	20.721	34.579	23.400	34.480	230.3	12	1:53.947	20.375	36.232	23.404	33.936	232.8		
17	Pedro ALOMAR ESP							34	Jacobo HINOJOSA ESP						
	IGAXTEAM								QRG CERRO-GROUP						
1	2:40.242	1:06.759	35.716	23.768	33.999	154.9	1	2:39.127	1:04.033	36.165	24.039	34.890	165.2		
2	1:52.341	20.589	34.482	23.450	33.820	225.6	2	1:54.210	20.957	35.031	23.686	34.536	227.9		
3	2:02.996	24.067	41.660	23.512	33.757	226.0	3	1:54.832	20.916	35.174	24.146	34.596	227.9		
4	2:03.106	20.398	35.859	26.108	40.741	229.9	4	1:55.398	21.557	35.276	23.826	34.739	224.6		
5	1:51.897	20.609	34.371	23.264	33.653	226.0	5	2:10.320 B	20.959	35.076	24.005	50.280	226.0		
6	1:56.538	23.926	35.167	23.396	34.049	221.4	6	11:21.404	9:47.816	35.199	23.888	34.501	168.8		
7	1:51.791	20.363	34.287	23.317	33.824	229.4	7	1:53.164	20.848	34.612	23.590	34.114	227.0		
8	2:15.578 B	22.435	36.624	24.230	52.289	209.1	8	1:58.116	20.970	34.736	23.603	38.807	225.6		
9	9:13.204	7:31.822	35.529	24.332	41.521	164.5	9	1:59.486	20.649	35.601	23.802	39.434	227.9		
10	1:57.606	20.354	34.480	23.700	39.072	232.3	10	1:53.554	20.884	34.625	23.785	34.260	227.4		
11	1:56.391	20.610	38.310	23.480	33.991	224.6	11	1:53.516	20.894	34.632	23.615	34.375	225.6		
12	1:51.633	20.463	34.402	23.294	33.474	228.4									
18	Pablo OLIVARES ESP							41	Yvonne CERPA ESP						
	QRG ALEJANDRIA								ILUSION RACING						
1	2:35.386	57.534	37.543	24.840	35.469	172.8	1	3:01.504	1:26.045	36.027	24.086	35.346	160.8		
2	1:52.942	20.620	34.886	23.545	33.891	228.4	2	1:55.092	21.238	35.316	24.100	34.438	230.3		
3	2:07.926	25.409	45.541	23.414	33.562	227.9	3	1:54.689	20.884	35.933	23.642	34.230	229.9		
4	2:06.561	20.320	35.657	24.839	45.745	234.8	4	1:53.265	20.764	34.754	23.636	34.111	231.8		
5	1:51.780	20.357	34.476	23.397	33.550	232.3	5	2:13.435 B	21.058	37.150	24.358	50.869	231.3		
6	1:51.659	20.293	34.275	23.255	33.836	233.3	6	10:55.745	9:22.061	35.316	23.956	34.412	113.1		
7	2:08.174 B	20.567	35.055	23.245	49.307	231.3	7	1:53.598	20.974	34.879	23.724	34.021	229.9		
8	5:39.006	4:04.717	34.336	23.444	36.509	161.5	8	1:52.640	20.810	34.440	23.446	33.944	230.3		
9	3:16.216 B	20.365	34.005	1:21.136	1:00.710	227.9	9	1:59.649	20.885	39.149	24.412	35.203	229.9		
26	Pau ALSINA ESP							45	Alex LONGARELA ESP						
1	3:01.815	1:26.512	36.194	24.235	34.874	164.0	1	2:50.365	1:16.437	36.151	23.781	33.996	147.1		
2	1:56.065	21.048	35.408	24.568	35.041	226.0	2	1:52.586	20.423	34.241	23.568	34.354	232.8		
3	1:52.011	20.613	34.370	23.359	33.669	227.4	3	1:51.240	20.312	34.332	23.086	33.510	232.8		
4	1:52.110	20.692	34.437	23.374	33.607	227.0	4	2:29.950 B	22.579	42.747	24.948	59.676	234.3		
5	1:51.764	20.525	34.304	23.351	33.584	227.9	5	7:45.265	6:13.100	35.064	23.497	33.604	158.5		
6	2:10.887 B	20.429	34.410	23.278	52.770	229.4	6	1:50.977	20.159	34.167	23.213	33.438	231.8		
7	9:10.679	7:36.462	35.447	24.409	34.361	139.6	7	1:50.972	20.185	34.065	23.350	33.372	231.8		
8	1:52.122	20.600	34.265	23.230	34.027	229.4	8	1:52.812	20.203	34.313	24.593	33.703	231.3		
9	1:59.531	20.450	34.350	23.647	41.084	232.3	9	1:50.685	20.195	34.016	23.132	33.342	232.3		
10	2:00.736	20.793	34.931	24.142	40.870	229.9									
11	1:51.985	20.620	34.345	23.506	33.514	228.4									
12	1:51.855	20.549	34.352	23.245	33.709	226.0									



BeOn Junior Cup RFME ESBK 2024 Entrenamiento Libre 2 Sector Analysis

— Invalidated Lap ■ Personal Best ■ Session Best B Crossing the pit lane

Lap	Time	Sector 1	Sector 2	Sector 3	Sector 4	T.Sp	Lap	Time	Sector 1	Sector 2	Sector 3	Sector 4	T.Sp
10	1:50.535	20.348	33.977	23.079	33.131	231.3							
11	1:50.466	20.288	33.885	23.107	33.186	231.8							
12	1:52.746	20.518	34.674	23.725	33.829	232.8							
13	1:50.829	20.322	33.995	23.148	33.364	231.8							

54 **Jesus RIOS** ESP
MRE TALENT

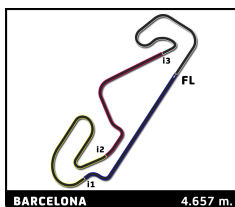
1	3:33.045	1:59.951	35.564	23.713	33.817	158.9
2	1:51.596	20.606	34.362	23.156	33.472	225.1
3	1:50.789	20.569	34.116	22.978	33.126	226.5
4	1:51.283	20.562	34.066	23.011	33.644	225.1
5	1:50.739	20.522	34.020	22.984	33.213	227.0
6	1:50.356	20.336	33.896	22.994	33.130	228.4
7	1:50.328	20.331	33.863	23.015	33.119	228.4
8	1:50.520	20.497	33.969	22.971	33.083	227.0
9	1:50.176	20.370	33.904	22.911	32.991	227.4
10	2:11.290B	20.389	33.991	23.299	53.611	227.0

66 **Quentin MANDINE** FRA
MECAPROJETS TEAM ADO BEON

1	2:44.612	1:02.766	41.815	24.603	35.428	152.3
2	1:55.990	21.276	35.537	24.227	34.950	222.8
3	1:56.960	21.568	36.013	24.603	34.776	221.9
4	1:55.955	21.343	35.293	24.263	35.056	226.5
5	1:55.718	21.377	35.321	24.286	34.734	223.2
6	1:58.161	21.638	35.853	24.655	36.015	221.9
7	1:55.459	21.090	35.147	24.494	34.728	231.8
8	1:55.241	21.311	35.166	24.027	34.737	221.0
9	2:21.114B	21.947	37.518	25.239	56.410	218.3
10	7:08.310	5:31.531	36.318	24.209	36.252	135.7
11	1:55.010	21.250	35.038	23.986	34.736	225.6
12	2:01.536	21.330	35.489	29.700	35.017	222.3
13	1:54.632	21.261	35.035	23.898	34.438	223.2

70 **Iaroslav KARPUSHIN** EST
FRANCO RACING VHC TEAM LIQUI M BEON

1	2:39.092	1:04.370	36.918	23.901	33.903	163.2
2	1:52.172	20.481	34.659	23.341	33.691	232.3
3	2:03.846	23.648	42.960	23.256	33.982	232.8
4	1:54.740	20.624	35.637	23.742	34.737	233.8
5	1:51.458	20.404	34.403	23.132	33.519	232.3
6	1:51.453	20.356	34.341	23.187	33.569	232.8
7	2:03.533B	20.687	35.111	23.746	43.989	233.3
8	7:25.796	5:51.751	36.459	23.632	33.954	157.6
9	1:51.856	20.703	34.310	23.460	33.383	227.4
10	1:56.030	20.745	34.794	23.780	36.711	226.0
11	1:51.177	20.473	34.269	23.154	33.281	228.9
12	1:50.888	20.402	34.186	23.040	33.260	227.9
13	1:51.068	20.491	34.139	23.088	33.350	227.0

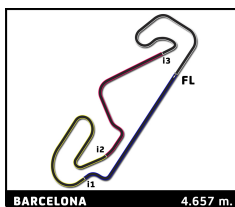


BeOn Junior Cup RFME ESBK 2024 Entrenamiento Libre 2

Slow Sector Analysis (114%)

Personal Best Session Best B Crossing the pit lane

Lap	Time	Sector 1	Sector 2	Sector 3	Sector 4	Elapsed	Lap	Time	Sector 1	Sector 2	Sector 3	Sector 4	Elapsed		
7	David JIMENEZ IGAXTEAM						ESP	32	Marcos LUDEÑA ASPAR KSB TECHNICAL ACADEMY						ESP
1	2:50.918	1:16.923	35.947	23.948	34.100	2:50.918	1	2:41.449	1:07.043	35.912	23.784	34.710	2:41.449		
2	1:52.969	20.499	34.604	23.608	34.258	4:43.887	2	1:52.571	20.518	34.561	23.399	34.093	4:34.020		
3	1:52.696	20.637	34.967	23.398	33.694	6:36.583	3	1:55.301	20.420	35.074	23.884	35.923	6:29.321		
4	2:02.498	21.641	38.881	23.633	38.343	8:39.081	4	1:52.983	20.558	34.747	23.537	34.141	8:22.304		
5	1:52.498	20.702	34.350	23.604	33.842	10:31.579	5	1:59.346	23.874	37.683	23.684	34.105	10:21.650		
6	1:53.954	20.887	34.926	23.834	34.307	12:25.533	6	1:51.762	20.283	34.382	23.300	33.797	12:13.412		
7	1:53.948	21.022	35.491	23.317	34.118	14:19.481	7	1:52.726	20.297	34.729	23.695	34.005	14:06.138		
8	2:15.816B	21.673	37.143	24.181	52.819	16:35.297	8	1:52.589	20.440	34.650	23.537	33.962	15:58.727		
9	9:11.100	7:31.925	35.926	23.436	39.813	25:46.397	9	2:10.576B	20.464	35.803	23.493	50.816	18:09.303		
10	1:59.726	21.135	34.661	23.895	40.035	27:46.123	10	5:24.692	3:49.984	35.223	23.769	35.716	23:33.995		
11	1:54.360	20.625	35.254	24.354	34.127	29:40.483	11	1:54.880	20.442	35.188	23.734	35.516	25:28.875		
12	1:53.180	20.721	34.579	23.400	34.480	31:33.663	12	1:53.947	20.375	36.232	23.404	33.936	27:22.822		
17	Pedro ALOMAR IGAXTEAM						ESP	34	Jacobo HINOJOSA QRG CERRO-GROUP						ESP
1	2:40.242	1:06.759	35.716	23.768	33.999	2:40.242	1	2:39.127	1:04.033	36.165	24.039	34.890	2:39.127		
2	1:52.341	20.589	34.482	23.450	33.820	4:32.583	2	1:54.210	20.957	35.031	23.686	34.536	4:33.337		
3	2:02.996	24.067	41.660	23.512	33.757	6:35.579	3	1:54.832	20.916	35.174	24.146	34.596	6:28.169		
4	2:03.106	20.398	35.859	26.108	40.741	8:38.685	4	1:55.398	21.557	35.276	23.826	34.739	8:23.567		
5	1:51.897	20.609	34.371	23.264	33.653	10:30.582	5	2:10.320B	20.959	35.076	24.005	50.280	10:33.887		
6	1:56.538	23.926	35.167	23.396	34.049	12:27.120	6	11:21.404	9:47.816	35.199	23.888	34.501	21:55.291		
7	1:51.791	20.363	34.287	23.317	33.824	14:18.911	7	1:53.164	20.848	34.612	23.590	34.114	23:48.455		
8	2:15.578B	22.435	36.624	24.230	52.289	16:34.489	8	1:58.116	20.970	34.736	23.603	38.807	25:46.571		
9	9:13.204	7:31.822	35.529	24.332	41.521	25:47.693	9	1:59.486	20.649	35.601	23.802	39.434	27:46.057		
10	1:57.606	20.354	34.480	23.700	39.072	27:45.299	10	1:53.554	20.884	34.625	23.785	34.260	29:39.611		
11	1:56.391	20.610	38.310	23.480	33.991	29:41.690	11	1:53.516	20.894	34.632	23.615	34.375	31:33.127		
12	1:51.633	20.463	34.402	23.294	33.474	31:33.323									
18	Pablo OLIVARES QRG ALEJANDRIA						ESP	41	Yvonne CERPA ILUSION RACING						ESP
1	2:35.386	57.534	37.543	24.840	35.469	2:35.386	1	3:01.504	1:26.045	36.027	24.086	35.346	3:01.504		
2	1:52.942	20.620	34.886	23.545	33.891	4:28.328	2	1:55.092	21.238	35.316	24.100	34.438	4:56.596		
3	2:07.926	25.409	45.541	23.414	33.562	6:36.254	3	1:54.689	20.884	35.933	23.642	34.230	6:51.285		
4	2:06.561	20.320	35.657	24.839	45.745	8:42.815	4	1:53.265	20.764	34.754	23.636	34.111	8:44.550		
5	1:51.780	20.357	34.476	23.397	33.550	10:34.595	5	2:13.435B	21.058	37.150	24.358	50.869	10:57.985		
6	1:51.659	20.293	34.275	23.255	33.836	12:26.254	6	10:55.745	9:22.061	35.316	23.956	34.412	21:53.730		
7	2:08.174B	20.567	35.055	23.245	49.307	14:34.428	7	1:53.598	20.974	34.879	23.724	34.021	23:47.328		
8	5:39.006	4:04.717	34.336	23.444	36.509	20:13.434	8	1:52.640	20.810	34.440	23.446	33.944	25:39.968		
9	3:16.216B	20.365	34.005	1:21.136	1:00.710	23:29.650	9	1:59.649	20.885	39.149	24.412	35.203	27:39.617		
26	Pau ALSINA						ESP	45	Alex LONGARELA						ESP
1	3:01.815	1:26.512	36.194	24.235	34.874	3:01.815	1	2:50.365	1:16.437	36.151	23.781	33.996	2:50.365		
2	1:56.065	21.048	35.408	24.568	35.041	4:57.880	2	1:52.586	20.423	34.241	23.568	34.354	4:42.951		
3	1:52.011	20.613	34.370	23.359	33.669	6:49.891	3	1:51.240	20.312	34.332	23.086	33.510	6:34.191		
4	1:52.110	20.692	34.437	23.374	33.607	8:42.001	4	2:29.950B	22.579	42.747	24.948	59.676	9:04.141		
5	1:51.764	20.525	34.304	23.351	33.584	10:33.765	5	7:45.265	6:13.100	35.064	23.497	33.604	16:49.406		
6	2:10.887B	20.429	34.410	23.278	52.770	12:44.652	6	1:50.977	20.159	34.167	23.213	33.438	18:40.383		
7	9:10.679	7:36.462	35.447	24.409	34.361	21:55.331	7	1:50.972	20.185	34.065	23.350	33.372	20:31.355		
8	1:52.122	20.600	34.265	23.230	34.027	23:47.453	8	1:52.812	20.203	34.313	24.593	33.703	22:24.167		
9	1:59.531	20.450	34.350	23.647	41.084	25:46.984	9	1:50.685	20.195	34.016	23.132	33.342	24:14.852		
10	2:00.736	20.793	34.931	24.142	40.870	27:47.720									
11	1:51.985	20.620	34.345	23.506	33.514	29:39.705									
12	1:51.855	20.549	34.352	23.245	33.709	31:31.560									



BeOn Junior Cup RFME ESBK 2024 Entrenamiento Libre 2

Slow Sector Analysis (114%)

■ Personal Best
 ■ Session Best
 ■ B Crossing the pit lane

Lap	Time	Sector 1	Sector 2	Sector 3	Sector 4	Elapsed	Lap	Time	Sector 1	Sector 2	Sector 3	Sector 4	Elapsed
10	1:50.535	20.348	33.977	23.079	33.131	26:05.387							
11	1:50.466	20.288	33.885	23.107	33.186	27:55.853							
12	1:52.746	20.518	34.674	23.725	33.829	29:48.599							
13	1:50.829	20.322	33.995	23.148	33.364	31:39.428							

54 Jesus RIOS ESP

MRE TALENT

1	3:33.045	1:59.951	35.564	23.713	33.817	3:33.045
2	1:51.596	20.606	34.362	23.156	33.472	5:24.641
3	1:50.789	20.569	34.116	22.978	33.126	7:15.430
4	1:51.283	20.562	34.066	23.011	33.644	9:06.713
5	1:50.739	20.522	34.020	22.984	33.213	10:57.452
6	1:50.356	20.336	33.896	22.994	33.130	12:47.808
7	1:50.328	20.331	33.863	23.015	33.119	14:38.136
8	1:50.520	20.497	33.969	22.971	33.083	16:28.656
9	1:50.176	20.370	33.904	22.911	32.991	18:18.832
10	2:11.290B	20.389	33.991	23.299	53.611	20:30.122

66 Quentin MANDINE FRA

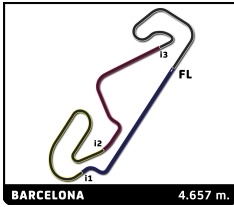
MECAPROJETS TEAM ADO BEON

1	2:44.612	1:02.766	41.815	24.603	35.428	2:44.612
2	1:55.990	21.276	35.537	24.227	34.950	4:40.602
3	1:56.960	21.568	36.013	24.603	34.776	6:37.562
4	1:55.955	21.343	35.293	24.263	35.056	8:33.517
5	1:55.718	21.377	35.321	24.286	34.734	10:29.235
6	1:58.161	21.638	35.853	24.655	36.015	12:27.396
7	1:55.459	21.090	35.147	24.494	34.728	14:22.855
8	1:55.241	21.311	35.166	24.027	34.737	16:18.096
9	2:21.114B	21.947	37.518	25.239	56.410	18:39.210
10	7:08.310	5:31.531	36.318	24.209	36.252	25:47.520
11	1:55.010	21.250	35.038	23.986	34.736	27:42.530
12	2:01.536	21.330	35.489	29.700	35.017	29:44.066
13	1:54.632	21.261	35.035	23.898	34.438	31:38.698

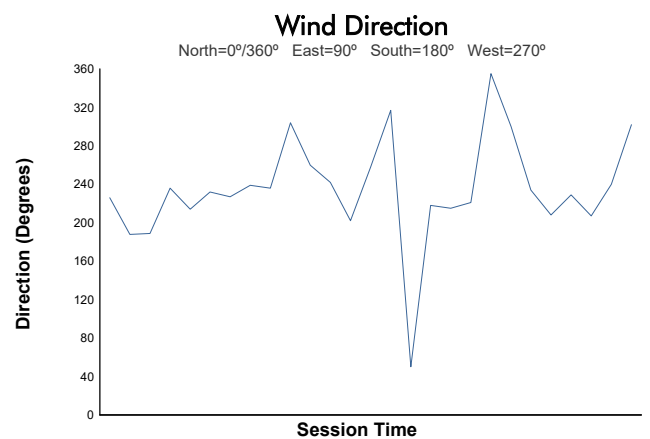
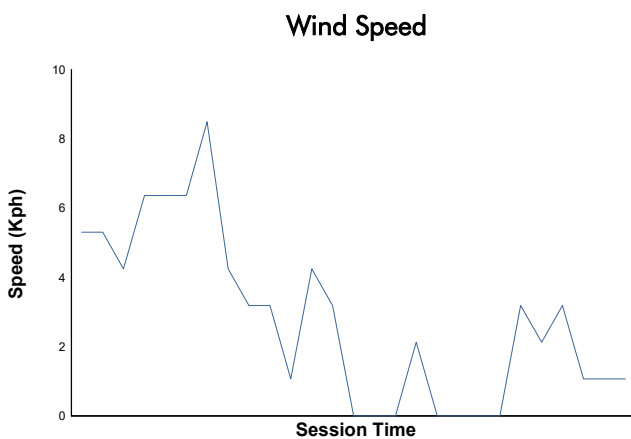
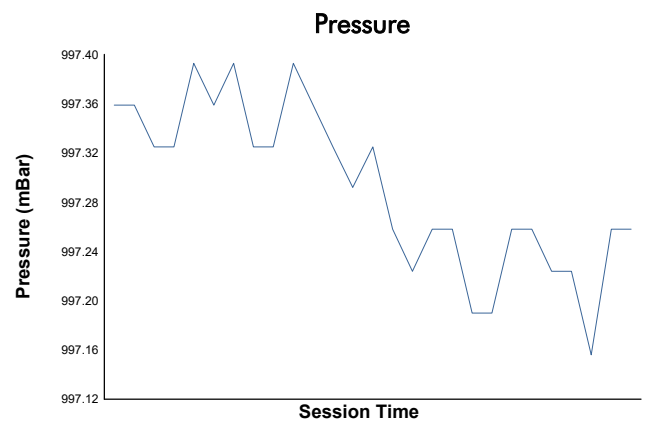
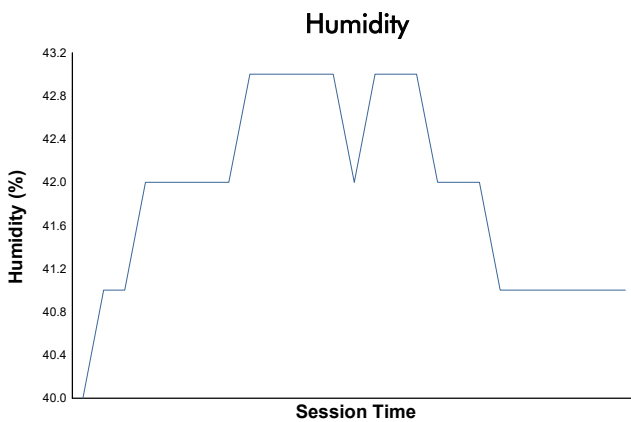
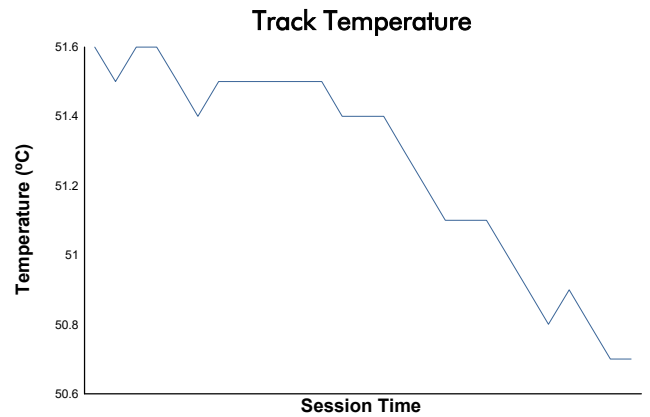
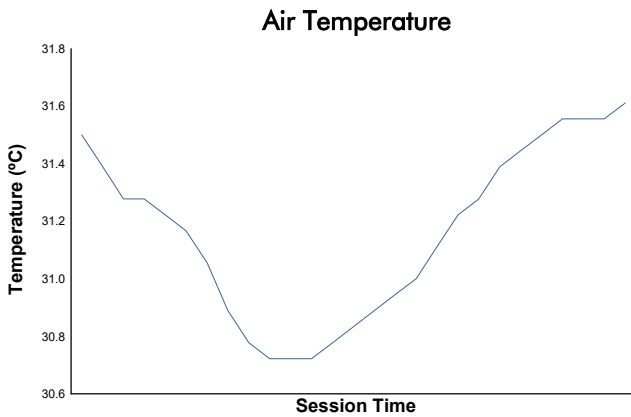
70 Iaroslav KARPUSHIN EST

FRANDO RACING VHC TEAM LIQUI M BEON

1	2:39.092	1:04.370	36.918	23.901	33.903	2:39.092
2	1:52.172	20.481	34.659	23.341	33.691	4:31.264
3	2:03.846	23.648	42.960	23.256	33.982	6:35.110
4	1:54.740	20.624	35.637	23.742	34.737	8:29.850
5	1:51.458	20.404	34.403	23.132	33.519	10:21.308
6	1:51.453	20.356	34.341	23.187	33.569	12:12.761
7	2:03.533B	20.687	35.111	23.746	43.989	14:16.294
8	7:25.796	5:51.751	36.459	23.632	33.954	21:42.090
9	1:51.856	20.703	34.310	23.460	33.383	23:33.946
10	1:56.030	20.745	34.794	23.780	36.711	25:29.976
11	1:51.177	20.473	34.269	23.154	33.281	27:21.153
12	1:50.888	20.402	34.186	23.040	33.260	29:12.041
13	1:51.068	20.491	34.139	23.088	33.350	31:03.109



RFME ESBK 2024
BeOn Junior Cup
Entrenamiento Libre 2
Weather Report



Track Status: **DRY**