

BeOn Junior Cup

RFME ESBK 2024

Entrenamiento Libre 1

Classification

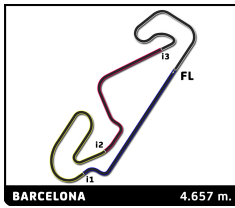
No	Rider	Nat	Team	Bike	Tires	Cl.	Time	Lap	Total	Gap	Kph
1	54 Jesus RIOS	ESP	MRE TALENT		Pirelli	BeOn	1:49.834	9	12	-	- 152.6
2	17 Pedro ALOMAR	ESP	IGAXTEAM		Pirelli	BeOn	1:50.519	10	13	+0.685	+0.685 151.7
3	70 Iaroslav KARPUSHIN	EST	FRANCO RACING VHC TEAM LIQUI MOLY		Pirelli	BeOn	1:50.535	9	11	+0.701	+0.016 151.7
4	18 Pablo OLIVARES	ESP	QRG ALEJANDRIA		Pirelli	BeOn	1:50.879	5	13	+1.045	+0.344 151.2
5	45 Alex LONGARELA	ESP			Pirelli	BeOn	1:50.934	11	14	+1.100	+0.055 151.1
6	26 Pau ALSINA	ESP			Pirelli	BeOn	1:51.220	8	11	+1.386	+0.286 150.7
7	41 Yvonne CERPA	ESP	ILUSION RACING		Pirelli	BeOn	1:51.557	10	12	+1.723	+0.337 150.3
8	7 David JIMENEZ	ESP	IGAXTEAM		Pirelli	BeOn	1:51.809	9	12	+1.975	+0.252 149.9
9	32 Marcos LUDEÑA	ESP	ASPAR KSB TECHNICAL ACADEMY		Pirelli	BeOn	1:52.584	5	12	+2.750	+0.775 148.9
10	34 Jacobo HINOJOSA	ESP	QRG CERRO-GROUP		Pirelli	BeOn	1:52.900	11	13	+3.066	+0.316 148.5
11	66 Quentin MANDINE	FRA	MECAPROJETS TEAM ADO		Pirelli	BeOn	1:55.205	12	12	+5.371	+2.305 145.5

Fastest Lap:	Lap 9	Jesus RIOS	1:49.834	152.6 Kph
---------------------	-------	------------	-----------------	-----------

Published at:

Track Status: **DRY**

Race Director:	Timekeeper:
-----------------------	--------------------



BeOn Junior Cup

RFME ESBK 2024

Entrenamiento Libre 1

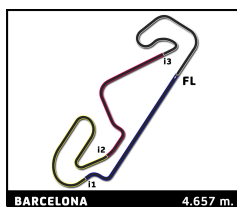
Classification by Class

No Rider	Nat	Team	Bike	Time	Lap Total	Gap	Kph
BeOn							
1	54	Jesus RIOS	ESP	MRE TALEM	1:49.834	9 12	152.6
2	17	Pedro ALOMAR	ESP	IGAXTEAM	1:50.519	10 13	+0.685 +0.685 151.7
3	70	Iaroslav KARPUSHIN	EST	FRANCO RACING VHC TEAM LIQUI MOLY	1:50.535	9 11	+0.701 +0.016 151.7
4	18	Pablo OLIVARES	ESP	QRG ALEJANDRIA	1:50.879	5 13	+1.045 +0.344 151.2
5	45	Alex LONGARELA	ESP		1:50.934	11 14	+1.100 +0.055 151.1
6	26	Pau ALSINA	ESP		1:51.220	8 11	+1.386 +0.286 150.7
7	41	Yvonne CERPA	ESP	ILUSION RACING	1:51.557	10 12	+1.723 +0.337 150.3
8	7	David JIMENEZ	ESP	IGAXTEAM	1:51.809	9 12	+1.975 +0.252 149.9
9	32	Marcos LUDEÑA	ESP	ASPAR KSB TECHNICAL ACADEMY	1:52.584	5 12	+2.750 +0.775 148.9
10	34	Jacobo HINOJOSA	ESP	QRG CERRO-GROUP	1:52.900	11 13	+3.066 +0.316 148.5
11	66	Quentin MANDINE	FRA	MECAPROJETS TEAM ADO	1:55.205	12 12	+5.371 +2.305 145.5

Published at:

Track Status: **DRY**

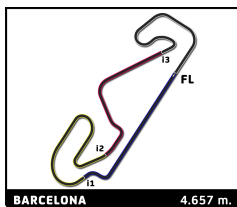
Race Director:	Timekeeper:
----------------	-------------



BeOn Junior Cup RFME ESBK 2024 Entrenamiento Libre 1

Best Sector Times

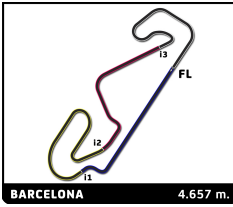
Sector 1			Sector 2			Sector 3			Sector 4			Pos	No	Ideal Lap	Best Lap	
Pos	No	Rider	Time	No	Rider	Time	No	Rider	Time	No	Rider					Time
1	18	P.OLIVARES	20.013	54	J.RIOS	33.790	54	J.RIOS	22.769	54	J.RIOS	32.952	1	54	1:49.638	1:49.834 (1)
2	45	A.LONGARELA	20.068	70	I.KARPUSHIN	33.938	26	P.ALSINA	22.970	17	P.ALOMAR	33.163	2	17	1:50.476	1:50.519 (2)
3	70	I.KARPUSHIN	20.087	17	P.ALOMAR	33.982	45	A.LONGARELA	23.010	18	P.OLIVARES	33.291	3	45	1:50.511	1:50.934 (5)
4	54	J.RIOS	20.127	41	Y.CERPA	34.021	70	I.KARPUSHIN	23.046	45	A.LONGARELA	33.339	4	70	1:50.527	1:50.535 (3)
5	32	M.LUDEÑA	20.175	26	P.ALSINA	34.045	32	M.LUDEÑA	23.076	41	Y.CERPA	33.373	5	18	1:50.580	1:50.879 (4)
6	17	P.ALOMAR	20.219	45	A.LONGARELA	34.094	17	P.ALOMAR	23.112	26	P.ALSINA	33.454	6	26	1:50.722	1:51.220 (6)
7	26	P.ALSINA	20.253	18	P.OLIVARES	34.150	18	P.OLIVARES	23.126	70	I.KARPUSHIN	33.456	7	41	1:51.183	1:51.557 (7)
8	7	D.JIMENEZ	20.447	7	D.JIMENEZ	34.220	41	Y.CERPA	23.289	7	D.JIMENEZ	33.547	8	32	1:51.514	1:52.584 (9)
9	41	Y.CERPA	20.500	32	M.LUDEÑA	34.444	7	D.JIMENEZ	23.396	32	M.LUDEÑA	33.819	9	7	1:51.610	1:51.809 (8)
10	34	J.HINOJOSA	20.543	34	J.HINOJOSA	34.610	34	J.HINOJOSA	23.458	34	J.HINOJOSA	34.117	10	34	1:52.728	1:52.900 (10)
11	66	Q.MANDINE	21.318	66	Q.MANDINE	35.163	66	Q.MANDINE	24.033	66	Q.MANDINE	34.595	11	66	1:55.109	1:55.205 (11)



BeOn Junior Cup RFME ESBK 2024 Entrenamiento Libre 1

Best Top Speed

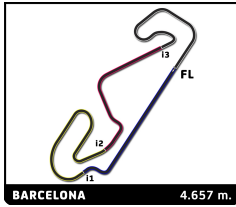
No Rider	Team	Class	Top 1		Top 2		Top 3		Top 4		Top 5		Avg
			Kph	Lap	Kph	Lap	Kph	Lap	Kph	Lap	Kph	Lap	
32 Marcos LUDENÑA	ASPAR KSB TECHNICAL ACADEMY	BeOn	241.1	11	240.0	12	238.9	3	238.9	2	238.4	6	239.5
70 Iaroslav KARPUSHIN	FRANCO RACING VHC TEAM LIQUI MOLY	BeOn	240.5	9	238.9	2	238.4	4	236.3	11	235.3	6	237.9
45 Alex LONGARELA		BeOn	238.9	12	235.3	13	233.3	11	233.3	10	233.3	9	234.8
18 Pablo OLIVARES	QRG ALEJANDRIA	BeOn	237.4	12	236.9	13	235.8	4	235.3	6	234.8	11	236.0
41 Yvonne CERPA	ILUSION RACING	BeOn	236.3	10	233.3	9	232.8	12	232.3	6	232.3	4	233.4
54 Jesus RIOS	MRE TALENT	BeOn	236.3	9	234.8	11	233.3	12	229.9	8	229.9	3	232.8
17 Pedro ALOMAR	IGAXTEAM	BeOn	235.3	12	235.3	10	233.3	8	232.3	6	231.8	11	233.6
7 David JIMENEZ	IGAXTEAM	BeOn	233.8	10	233.8	3	232.8	12	232.3	2	231.3	9	232.8
26 Pau ALSINA		BeOn	232.8	10	232.8	3	231.3	11	231.3	9	230.8	4	231.8
34 Jacobo HINOJOSA	QRG CERRO-GROUP	BeOn	232.8	3	229.9	12	229.9	11	229.4	4	227.9	5	230.0
66 Quentin MANDINE	MECAPROJETS TEAM ADO	BeOn	226.0	4	226.0	2	224.2	9	222.3	12	222.3	3	224.2



BeOn Junior Cup
RFME ESBK 2024
Entrenamiento Libre 1

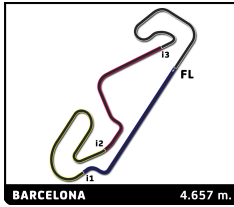
Fastest Lap Sequence

Elapsed	No Rider	Team	Bike	Class	Time	Kph	Lap
4:28.720	18 Pablo OLIVARES	QRG ALEJANDRIA		BeOn	1:52.398	149.2	2
4:31.771	70 Iaroslav KARPUSHIN	FRANCO RACING VHC TEAM LIQUI MOLY		BeOn	1:52.060	149.6	2
4:42.729	17 Pedro ALOMAR	IGAXTEAM		BeOn	1:51.775	150.0	2
6:34.103	17 Pedro ALOMAR	IGAXTEAM		BeOn	1:51.374	150.5	3
7:08.576	54 Jesus RIOS	MRE TALENT		BeOn	1:51.340	150.6	3
8:59.709	54 Jesus RIOS	MRE TALENT		BeOn	1:51.133	150.9	4
10:15.027	18 Pablo OLIVARES	QRG ALEJANDRIA		BeOn	1:50.879	151.2	5
21:27.401	54 Jesus RIOS	MRE TALENT		BeOn	1:50.238	152.1	7
25:15.045	54 Jesus RIOS	MRE TALENT		BeOn	1:49.834	152.6	9



BeOn Junior Cup RFME ESBK 2024 Entrenamiento Libre 1 Sector Analysis

___ Invalidated Lap							■ Personal Best							■ Session Best							B Crossing the pit lane														
Lap	Time	Sector 1	Sector 2	Sector 3	Sector 4	T.Spd	Lap	Time	Sector 1	Sector 2	Sector 3	Sector 4	T.Spd	Lap	Time	Sector 1	Sector 2	Sector 3	Sector 4	T.Spd	Lap	Time	Sector 1	Sector 2	Sector 3	Sector 4	T.Spd								
7	David JIMENEZ						ESP																												
IGAXTEAM																																			
1	2:39.560	1:04.353	37.197	23.893	34.117	158.3																													
2	1:52.869	20.847	34.775	23.396	33.851	232.3																													
3	1:53.681	20.447	34.666	24.493	34.075	233.8																													
4	1:53.990	20.788	35.260	23.434	34.508	230.3																													
5	1:53.894	21.149	34.973	23.657	34.115	221.9																													
6	1:53.479	20.961	35.038	23.478	34.002	224.6																													
7	2:09.528B	21.964	36.559	23.528	47.477	209.1																													
8	9:08.820	7:27.853	37.405	25.589	37.973	154.4																													
9	1:51.809	20.621	34.220	23.421	33.547	231.3																													
10	1:52.240	20.729	34.299	23.477	33.735	233.8																													
11	1:57.138	20.643	35.061	23.776	37.658	228.9																													
12	1:54.061	20.781	35.141	23.827	34.312	232.8																													
17	Pedro ALOMAR						ESP																												
IGAXTEAM																																			
1	2:50.954	1:17.531	35.571	23.614	34.238	128.2																													
2	1:51.775	20.404	34.196	23.286	33.889	230.3																													
3	1:51.374	20.282	34.281	23.278	33.533	230.8																													
4	1:53.733	21.005	35.241	23.715	33.772	229.4																													
5	1:51.128	20.389	34.239	23.193	33.307	228.9																													
6	1:55.391	20.766	35.105	24.007	35.513	232.3																													
7	1:51.090	20.318	34.304	23.112	33.356	230.8																													
8	2:10.447B	20.351	35.264	23.794	51.038	233.3																													
9	7:10.094	5:28.162	38.089	26.515	37.328	161.8																													
10	1:50.519	20.219	33.982	23.155	33.163	235.3																													
11	1:57.350	20.280	34.325	23.728	39.017	231.8																													
12	1:53.926	20.402	34.490	23.380	35.654	235.3																													
13	1:54.903	20.331	35.098	23.807	35.667	230.3																													
18	Pablo OLIVARES						ESP																												
QRG ALEJANDRIA																																			
1	2:36.322	1:02.029	36.053	23.649	34.591	158.7																													
2	1:52.398	20.534	34.578	23.351	33.935	233.3																													
3	1:57.851	24.282	36.182	23.330	34.057	231.3																													
4	1:57.577	20.428	37.478	25.197	34.474	235.8																													
5	1:50.879	20.220	34.150	23.218	33.291	234.3																													
6	1:58.621	20.190	40.796	23.605	34.030	235.3																													
7	1:50.977	20.283	34.204	23.130	33.360	232.3																													
8	1:51.468	20.267	34.289	23.305	33.607	234.8																													
9	2:12.907B	20.402	34.666	23.738	54.101	228.9																													
10	7:10.144	5:38.459	34.658	23.401	33.626	162.3																													
11	1:54.835	21.191	34.479	23.309	35.856	234.8																													
12	1:53.636	20.013	34.495	23.126	36.002	237.4																													
13	1:55.183	20.429	34.729	23.699	36.326	236.9																													
26	Pau ALSINA						ESP																												
1	2:45.999	1:11.469	35.748	24.202	34.580	141.4																													
2	1:53.937	21.180	35.086	23.610	34.061	220.1																													
3	1:51.781	20.458	34.386	23.192	33.745	232.8																													
4	1:51.358	20.314	34.316	23.136	33.592	230.8																													
5	1:51.424	20.443	34.398	23.129	33.454	227.0																													
6	2:12.445B	20.583	35.079	23.621	53.162	229.9																													
7	11:04.628	9:26.367	35.266	28.827	34.168	166.7																													
32	Marcos LUDEÑA						ESP																												
ASPAR KSB TECHNICAL ACADEMY																																			
1	2:40.271	1:04.008	38.039	23.859	34.365	164.0																													
2	1:52.754	20.488	34.936	23.385	33.945	238.9																													
3	1:52.807	20.294	34.685	23.645	34.183	238.9																													
4	1:57.243	21.581	35.407	23.552	36.703	233.3																													
5	1:52.584	20.778	34.551	23.436	33.819	227.0																													
6	1:56.191	20.326	35.206	23.513	37.146	238.4																													
7	1:53.367	20.485	34.719	23.365	34.798	235.8																													
8	2:09.084B	20.378	34.515	23.424	50.767	236.3																													
9	9:00.984	7:10.481	42.520	30.100	37.883	149.8																													
10	1:59.159	20.310	35.125	23.519	40.205	237.9																													
11	1:53.682	20.175	34.444	23.076	35.987	241.1																													
12	1:53.302	20.383	35.011	23.644	34.264	240.0																													
34	Jacobo HINOJOSA						ESP																												
QRG CERRO-GROUP																																			
1	2:38.771	1:03.408	36.236	24.004	35.123	167.8																													
2	1:54.545	21.298	35.434	23.638	34.175	224.2																													
3	1:53.051	20.617	34.677	23.640	34.117	232.8																													
4	1:53.669	20.805	34.949	23.631	34.284	229.4																													
5	1:53.947	20.871	35.049	23.670	34.357	227.9																													
6	1:56.649	21.505	36.027	24.379	34.738	225.1																													
7	1:53.675	20.974	34.863	23.531	34.307	225.6																													
8	1:53.521	20.894	34.775	23.691	34.161	225.6																													
9	2:08.268B	20.889	35.533	23.627	48.219	224.2																													
10	7:14.365	5:41.473	34.869	23.738	34.285	161.8																													
11	1:52.900	20.612	34.610	23.466	34.212	229.9																													
12	1:54.230	20.543	34.935	23.458	35.294	229.9																													
13	1:54.286	21.032	35.315	23.614	34.325	227.0																													
41	Yvonne CERPA						ESP																												
ILUSION RACING																																			
1	2:46.040	1:10.316	37.270	24.153	34.301	128.5																													
2	1:53.655	20.879	34.894	23.723	34.159	232.3																													
3	1:52.878	21.099	34.492	23.428	33.859	230.8																													
4	1:52.896	21.154	34.450	23.477	33.815	232.3																													
5	1:53.154	20.707	34.288	24.001	34.158	231.3																													
6	1:52.005	20.542	34.288	23.426	33.749	232.3																													
7	2:07.460B	20.765	34.789	23.557	48.349	230.3																													
8	9:07.934	7:35.586	35.203	23.497	33.648	166.2																													
9	1:51.698	20.902	34.091	23.289	33.416	233.3																													
10	1:51.557	20.500	34.021	23.663	33.373	236.3																													
11	1:57.425	20.675	35.414	23.568	37.768	231.3																													
12	1:55.726	20.967	35.992	23.583	35.184	232.8																													
45	Alex LONGARELA						ESP																												
1	2:35.749	59.957	36.797	24.512	34.483	117.9																													
2	2:25.183B	21.694	40.875	24.367	58.247	233.3																													
3	2:42.840	1:09.693	35.399	23.591	34.157	166.2																													
4	1:51.966	20.268	34.434	23.410	33.854	232.3																													



BeOn Junior Cup RFME ESBK 2024 Entrenamiento Libre 1 Sector Analysis

— Invalidated Lap ■ Personal Best ■ Session Best B Crossing the pit lane

Lap	Time	Sector 1	Sector 2	Sector 3	Sector 4	T.Sp	Lap	Time	Sector 1	Sector 2	Sector 3	Sector 4	T.Sp
5	1:51.578	20.321	34.355	23.215	33.687	232.3							
6	2:13.967 B	20.289	35.572	23.746	54.360	232.8							
7	4:09.766	2:37.992	34.533	23.441	33.800	126.0							
8	1:51.552	20.406	34.492	23.218	33.436	232.3							
9	1:51.147	20.260	34.110	23.295	33.482	233.3							
10	1:51.135	20.305	34.094	23.190	33.546	233.3							
11	1:50.934	20.240	34.345	23.010	33.339	233.3							
12	1:57.591	20.328	34.378	23.503	39.382	238.9							
13	1:53.045	20.068	34.596	23.577	34.804	235.3							
14	1:55.484	21.783	36.086	23.672	33.943	231.3							

54 Jesus RIOS ESP

MRE TALENT

1	3:25.156	1:51.016	36.024	23.906	34.210	164.0							
2	1:52.080	20.569	34.637	23.247	33.627	227.4							
3	1:51.340	20.372	34.276	23.217	33.475	229.9							
4	1:51.133	20.465	34.147	23.112	33.409	227.0							
5	2:14.555 B	21.069	35.504	24.054	53.928	228.4							
6	8:22.899	6:50.902	35.078	23.381	33.538	153.6							
7	1:50.238	20.375	33.917	22.853	33.093	228.4							
8	1:57.810	20.488	34.796	26.344	36.182	229.9							
9	1:49.834	20.148	33.790	22.944	32.952	236.3							
10	2:01.269	21.053	36.005	24.027	40.184	227.9							
11	1:50.820	20.127	33.928	22.769	33.996	234.8							
12	1:55.340	20.497	34.885	23.707	36.251	233.3							

66 Quentin MANDINE FRA

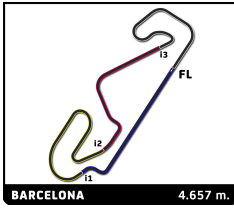
MECAPROJETS TEAM ADO

1	2:42.971	1:02.595	40.319	24.672	35.385	142.1							
2	1:56.682	21.508	35.452	24.313	35.409	226.0							
3	1:56.341	21.740	35.321	24.511	34.769	222.3							
4	1:55.639	21.318	35.440	24.137	34.744	226.0							
5	1:55.859	21.552	35.313	24.366	34.628	221.9							
6	1:55.885	21.477	35.422	24.033	34.953	219.2							
7	2:13.460 B	21.791	36.094	24.993	50.582	220.1							
8	8:56.365	7:10.305	44.418	26.335	35.307	145.7							
9	1:55.888	21.371	35.309	24.388	34.820	224.2							
10	1:56.134	21.638	35.510	24.187	34.799	221.4							
11	1:56.044	21.579	35.496	24.185	34.784	221.0							
12	1:55.205	21.374	35.163	24.073	34.595	222.3							

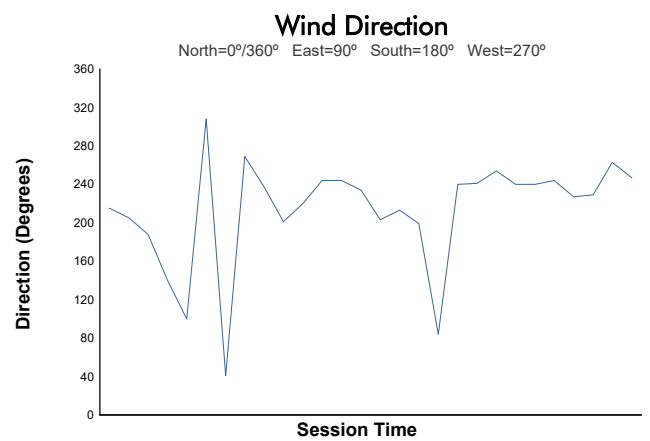
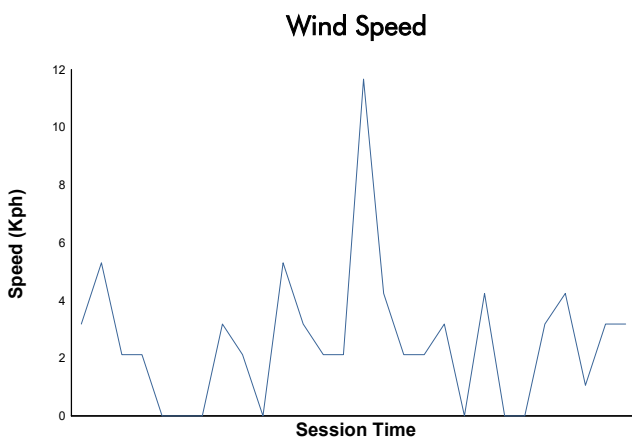
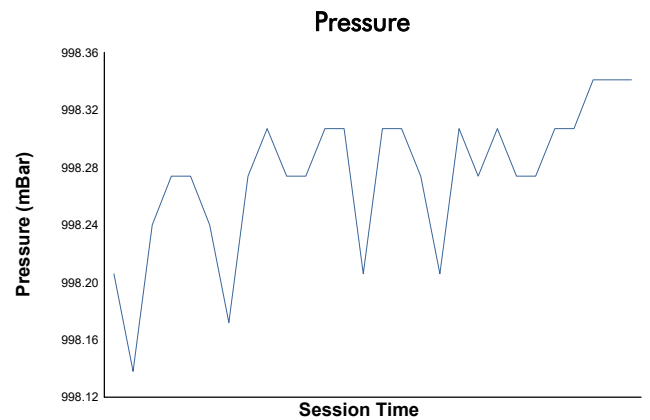
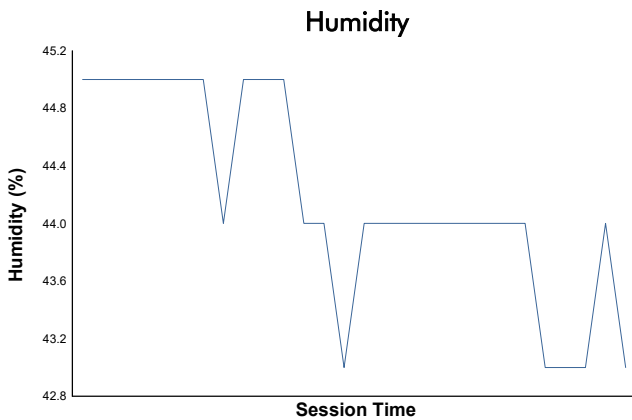
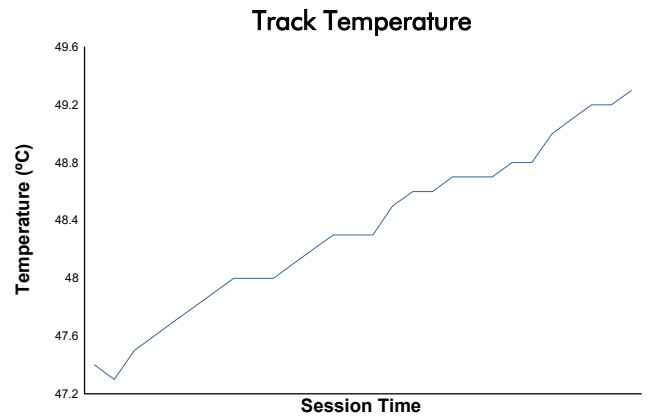
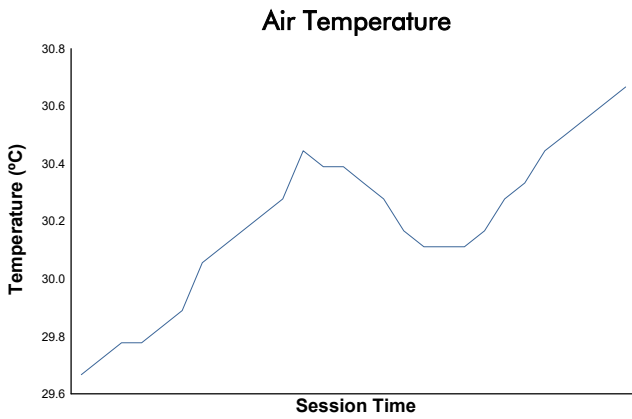
70 Iaroslav KARPUSHIN EST

FRANDO RACING VHC TEAM LIQUI M

1	2:39.711	1:05.676	36.565	23.636	33.834	160.4							
2	1:52.060	20.446	34.724	23.158	33.732	238.9							
3	1:55.193	20.636	34.562	23.415	36.580	233.3							
4	1:51.556	20.439	34.307	23.152	33.658	238.4							
5	1:59.987	24.232	38.112	23.419	34.224	228.9							
6	1:51.220	20.366	34.304	23.094	33.456	235.3							
7	2:03.877 B	21.006	35.007	23.382	44.482	230.8							
8	11:04.266	9:21.761	41.317	23.821	37.367	141.2							
9	1:50.535	20.087	33.938	23.046	33.464	240.5							
10	1:59.956	20.525	36.139	23.613	39.679	231.8							
11	1:51.817	20.318	34.616	23.417	33.466	236.3							



RFME ESBK 2024
BeOn Junior Cup
Entrenamiento Libre 1
Weather Report



Track Status: **DRY**