

BeOn Junior Cup

RFME ESBK 2024

Entrenamiento Cronometrado

Classification

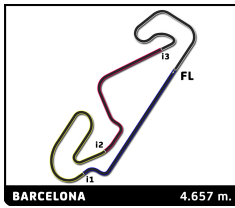
No	Rider	Nat	Team	Bike	Tires	Cl.	Time	Lap	Total	Gap	Kph
1	54 Jesus RIOS	ESP	MRE TALENT		Pirelli	BeOn	1:49.571	8	10	-	153.0
2	45 Alex LONGARELA	ESP			Pirelli	BeOn	1:50.060	13	13	+0.489	152.3
3	70 Iaroslav KARPUSHIN	EST	FRANCO RACING VHC TEAM LIQUI MOLY	BEON	Pirelli	BeOn	1:50.169	11	11	+0.598	152.2
4	32 Marcos LUDEÑA	ESP	ASPAR KSB TECHNICAL ACADEMY		Pirelli	BeOn	1:50.783	3	12	+1.212	151.3
5	26 Pau ALSINA	ESP			Pirelli	BeOn	1:50.968	4	12	+1.397	151.1
6	17 Pedro ALOMAR	ESP	IGAXTEAM		Pirelli	BeOn	1:51.071	6	10	+1.500	150.9
7	18 Pablo OLIVARES	ESP	QRG ALEJANDRIA		Pirelli	BeOn	1:51.228	3	7	+1.657	150.7
8	41 Yvonne CERPA	ESP	ILUSION RACING		Pirelli	BeOn	1:51.252	4	12	+1.681	150.7
9	7 David JIMENEZ	ESP	IGAXTEAM		Pirelli	BeOn	1:52.213	5	9	+2.642	149.4
10	34 Jacobo HINOJOSA	ESP	QRG CERRO-GROUP		Pirelli	BeOn	1:52.536	2	13	+2.965	149.0
11	66 Quentin MANDINE	FRA	MECAPROJETS TEAM ADO	BEON	Pirelli	BeOn	1:53.489	3	10	+3.918	147.7

Fastest Lap:	Lap 8	Jesus RIOS	1:49.571	153.0 Kph
---------------------	-------	------------	----------	-----------

Track Status: **DRY**

Published at:

Cronometraje: Rafa Vilarrúbias	Cronometraje: Denis del Pozo
--	--



BeOn Junior Cup

RFME ESBK 2024

Entrenamiento Cronometrado

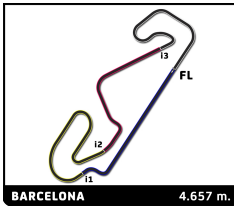
Classification by Class

No Rider	Nat	Team	Bike	Time	Lap Total	Gap	Kph
BeOn							
1 54	ESP	Jesus RIOS	MRE TALENT	1:49.571	8 10		153.0
2 45	ESP	Alex LONGARELA		1:50.060	13 13	+0.489 +0.489	152.3
3 70	EST	Iaroslav KARPUSHIN	FRANDO RACING VHC TEAM LIQUI MOLY	1:50.169	11 11	+0.598 +0.109	152.2
4 32	ESP	Marcos LUDEÑA	ASPAR KSB TECHNICAL ACADEMY	1:50.783	3 12	+1.212 +0.614	151.3
5 26	ESP	Pau ALSINA		1:50.968	4 12	+1.397 +0.185	151.1
6 17	ESP	Pedro ALOMAR	IGAXTEAM	1:51.071	6 10	+1.500 +0.103	150.9
7 18	ESP	Pablo OLIVARES	QRG ALEJANDRIA	1:51.228	3 7	+1.657 +0.157	150.7
8 41	ESP	Yvonne CERPA	ILUSION RACING	1:51.252	4 12	+1.681 +0.024	150.7
9 7	ESP	David JIMENEZ	IGAXTEAM	1:52.213	5 9	+2.642 +0.961	149.4
10 34	ESP	Jacobo HINOJOSA	QRG CERRO-GROUP	1:52.536	2 13	+2.965 +0.323	149.0
11 66	FRA	Quentin MANDINE	MECAPROJETS TEAM ADO	1:53.489	3 10	+3.918 +0.953	147.7

Published at:

Track Status: **DRY**

<p>Cronometraje: Rafa Vilarrúbias</p>	<p>Cronometraje: Denis del Pozo</p>
--	--



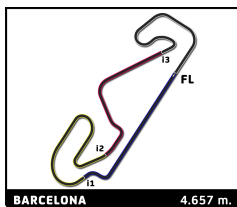
BeOn Junior Cup

RFME ESBK 2024

Entrenamiento Cronometrado

Best Sector Times

Sector 1			Sector 2			Sector 3			Pos	No Rider	Ideal Lap	Best Lap
Pos	No Rider	Time	No Rider	Time	No Rider	Time						
1	32 M.LUDEÑA	20.004	54 J.RIOS	33.621	54 J.RIOS	22.795	1	54 J.RIOS	1:49.412	1:49.571	(1)	
2	45 A.LONGARELA	20.143	70 I.KARPUSHIN	33.746	70 I.KARPUSHIN	22.826	2	45 A.LONGARELA	1:49.866	1:50.060	(2)	
3	26 P.ALSINA	20.153	45 A.LONGARELA	33.806	45 A.LONGARELA	22.913	3	70 I.KARPUSHIN	1:50.139	1:50.169	(3)	
4	54 J.RIOS	20.154	32 M.LUDEÑA	34.041	32 M.LUDEÑA	23.031	4	32 M.LUDEÑA	1:50.450	1:50.783	(4)	
5	17 P.ALOMAR	20.199	26 P.ALSINA	34.073	17 P.ALOMAR	23.094	5	26 P.ALSINA	1:50.639	1:50.968	(5)	
6	18 P.OLIVARES	20.218	41 Y.CERPA	34.124	26 P.ALSINA	23.114	6	17 P.ALOMAR	1:50.956	1:51.071	(6)	
7	70 I.KARPUSHIN	20.362	17 P.ALOMAR	34.190	41 Y.CERPA	23.185	7	18 P.OLIVARES	1:51.002	1:51.228	(7)	
8	41 Y.CERPA	20.452	18 P.OLIVARES	34.196	18 P.OLIVARES	23.205	8	41 Y.CERPA	1:51.079	1:51.252	(8)	
9	34 J.HINOJOSA	20.456	7 D.JIMENEZ	34.413	7 D.JIMENEZ	23.265	9	7 D.JIMENEZ	1:51.895	1:52.213	(9)	
10	7 D.JIMENEZ	20.467	34 J.HINOJOSA	34.476	34 J.HINOJOSA	23.410	10	34 J.HINOJOSA	1:52.060	1:52.536	(10)	
11	66 Q.MANDINE	21.012	66 Q.MANDINE	34.735	66 Q.MANDINE	23.612	11	66 Q.MANDINE	1:53.257	1:53.489	(11)	



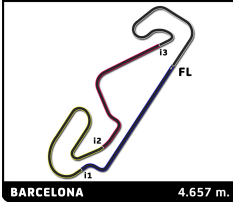
BeOn Junior Cup

RFME ESBK 2024

Entrenamiento Cronometrado

Best Top Speed

No Rider	Team	Class	Top 1		Top 2		Top 3		Top 4		Top 5		Avg	
			Kph	Lap	Kph	Lap	Kph	Lap	Kph	Lap	Kph	Lap		
32	Marcos LUDENÑA	ASPAR KSB TECHNICAL ACADEMY	BeOn	241.1	2	238.9	3	237.9	4	234.3	5	233.8	12	237.2
70	Iaroslav KARPUSHIN	FRANDO RACING VHC TEAM LIQUI MOLY	BeOn	236.9	4	230.3	8	229.9	2	229.4	11	229.4	3	231.2
18	Pablo OLIVARES	QRG ALEJANDRIA	BeOn	236.3	2	232.3	4	231.3	3	228.9	6	227.9	5	231.3
7	David JIMENEZ	IGAXTEAM	BeOn	235.8	3	232.3	5	231.3	4	230.8	9	229.4	6	231.9
45	Alex LONGARELA		BeOn	235.8	2	235.3	4	235.3	3	233.3	13	233.3	5	234.6
34	Jacobo HINOJOSA	QRG CERRO-GROUP	BeOn	235.3	3	231.8	2	229.9	4	228.4	6	226.5	8	230.4
17	Pedro ALOMAR	IGAXTEAM	BeOn	232.8	6	232.3	2	231.8	4	231.8	3	228.4	9	231.4
41	Yvonne CERPA	ILUSION RACING	BeOn	232.3	3	232.3	8	231.8	2	230.3	5	229.9	4	231.3
26	Pau ALSINA		BeOn	231.8	4	230.3	7	227.9	11	227.9	5	227.9	3	229.2
54	Jesus RIOS	MRE TALENT	BeOn	230.3	2	229.4	3	227.4	6	227.4	4	227.0	10	228.3
66	Quentin MANDINE	MECAPROJETS TEAM ADO	BeOn	226.5	2	225.6	3	225.1	4	221.0	5	220.1	8	223.7



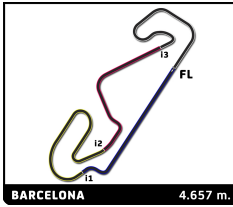
BeOn Junior Cup

RFME ESBK 2024

Entrenamiento Cronometrado

Fastest Lap Sequence

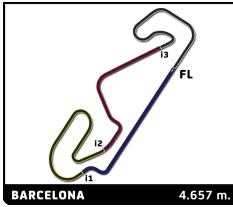
Elapsed	No Rider	Team	Bike	Class	Time	Kph	Lap
4:11.576	41 Yvonne CERPA	ILUSION RACING		BeOn	1:54.193	146.8	2
4:13.495	66 Quentin MANDINE	MECAPROJETS TEAM ADO	BEON	BeOn	1:53.997	147.1	2
4:25.564	70 Iaroslav KARPUSHIN	FRANCO RACING VHC TEAM LIQUI MOLY	BEON	BeOn	1:52.749	148.7	2
4:26.100	34 Jacobo HINOJOSA	QRG CERRO-GROUP		BeOn	1:52.536	149.0	2
4:44.924	18 Pablo OLIVARES	QRG ALEJANDRIA		BeOn	1:51.605	150.2	2
4:49.001	17 Pedro ALOMAR	IGAXTEAM		BeOn	1:51.516	150.3	2
5:15.772	54 Jesus RIOS	MRE TALENT		BeOn	1:50.055	152.3	2
7:05.684	54 Jesus RIOS	MRE TALENT		BeOn	1:49.912	152.5	3
18:32.407	54 Jesus RIOS	MRE TALENT		BeOn	1:49.871	152.6	6
20:22.001	54 Jesus RIOS	MRE TALENT		BeOn	1:49.594	153.0	7
22:11.572	54 Jesus RIOS	MRE TALENT		BeOn	1:49.571	153.0	8



BeOn Junior Cup RFME ESBK 2024 Entrenamiento Cronometrado Sector Analysis

— Invalidated Lap ■ Personal Best ■ Session Best B Crossing the pit lane

Lap	Time	Sector 1	Sector 2	Sector 3	Sector 4	T.Sp	Lap	Time	Sector 1	Sector 2	Sector 3	Sector 4	T.Sp
54 Jesus RIOS ESP MRE TALENT							12 1:51.007 20.275 34.097 23.073 33.562 233.8						
1	3:25.717	1:53.646	35.033	23.441	33.597	162.0							
2	1:50.055	20.252	33.839	22.984	32.980	230.3							
3	1:49.912	20.154	33.851	22.976	32.931	229.4							
4	2:18.741 B	20.268	34.332	23.408	1:00.733	227.4							
5	7:18.111	5:46.790	34.809	23.277	33.235	161.1							
6	1:49.871	20.302	33.748	22.927	32.894	227.4							
7	1:49.594	20.302	33.649	22.795	32.848	225.6							
8	1:49.571	20.232	33.621	22.876	32.842	225.6							
9	1:52.483	20.257	33.731	22.875	35.620	226.5							
10	1:54.126	20.247	33.866	22.972	37.041	227.0							
26 Pau ALSINA ESP							10 1:51.543 20.623 34.073 23.264 33.583 226.0						
1	2:17.989	40.621	36.301	24.406	36.661	148.7							
2	1:54.818	20.897	35.246	24.065	34.610	227.9							
3	1:51.301	20.409	34.265	23.201	33.426	227.9							
4	1:50.968	20.153	34.241	23.193	33.381	231.8							
5	1:54.473	21.119	35.056	23.796	34.502	227.9							
6	1:51.078	20.563	34.082	23.134	33.299	227.4							
7	1:51.053	20.193	34.174	23.283	33.403	230.3							
8	2:15.160 B	20.414	34.801	24.085	55.860	227.0							
9	4:56.217	3:21.343	35.369	24.306	35.199	123.7							
10	1:51.543	20.623	34.073	23.264	33.583	226.0							
11	1:51.173	20.503	34.108	23.114	33.448	227.9							
12	1:51.583	20.525	34.149	23.261	33.648	227.0							
17 Pedro ALOMAR ESP IGAXTEAM							10 1:51.173 20.503 34.108 23.114 33.448 227.9						
1	2:57.485	1:11.644	42.676	24.856	38.309	139.7							
2	1:51.516	20.383	34.282	23.234	33.617	232.3							
3	1:52.679	21.145	34.473	23.430	33.631	231.8							
4	1:51.320	20.219	34.268	23.276	33.557	231.8							
5	1:56.619	23.112	35.762	23.236	34.509	216.1							
6	1:51.071	20.199	34.215	23.094	33.563	232.8							
7	2:14.348 B	20.988	35.427	24.864	53.069	224.2							
8	6:58.567	5:26.578	34.848	23.421	33.720	162.8							
9	1:51.483	20.415	34.328	23.221	33.519	228.4							
10	1:51.226	20.464	34.190	23.099	33.473	227.4							
18 Pablo OLIVARES ESP QRG ALEJANDRIA							10 1:51.226 20.464 34.190 23.099 33.473 227.4						
1	2:53.319	1:11.899	38.260	23.786	39.374	160.4							
2	1:51.605	20.218	34.375	23.479	33.533	236.3							
3	1:51.228	20.294	34.249	23.302	33.383	231.3							
4	1:57.838	21.033	39.959	23.410	33.436	232.3							
5	1:55.247	22.701	35.394	23.205	33.947	227.9							
6	1:51.448	20.456	34.196	23.205	33.591	228.9							
7	9:55.599 B	20.302	36.305	24.199	8:34.793	227.0							
41 Yvonne CERPA ESP ILUSION RACING							10 1:52.107 20.629 34.401 23.419 33.658 228.9						
1	2:17.383	42.807	35.333	23.938	35.305	168.3							
2	1:54.193	21.204	34.974	23.820	34.195	231.8							
3	1:52.402	20.658	34.473	23.631	33.640	232.3							
4	1:51.252	20.581	34.168	23.185	33.318	229.9							
5	1:52.347	20.648	34.375	23.513	33.811	230.3							
6	1:52.924	20.562	34.445	23.767	34.150	228.9							
7	1:51.702	20.694	34.124	23.406	33.478	226.5							
8	2:15.787 B	20.452	34.462	24.056	56.817	232.3							
9	4:53.043	3:19.539	35.237	23.924	34.343	89.5							
10	1:52.107	20.629	34.401	23.419	33.658	228.9							
11	1:52.786	20.659	34.355	23.777	33.995	228.9							
12	1:51.681	20.696	34.148	23.318	33.519	229.4							
7 David JIMENEZ ESP IGAXTEAM							12 1:51.007 20.275 34.097 23.073 33.562 233.8						
1	2:52.689	57.483	41.864	31.229	42.113	172.3							
2	1:52.792	20.385	35.459	23.396	33.552	241.1							
3	1:50.783	20.126	34.041	23.242	33.374	238.9							
4	1:52.290	20.004	35.286	23.262	33.738	237.9							
5	1:51.339	20.383	34.266	23.031	33.659	234.3							
6	1:51.431	20.298	34.364	23.157	33.612	233.3							
7	2:20.885 B	20.929	40.810	23.612	55.534	233.8							
8	4:02.656	2:31.349	34.333	23.304	33.670	169.6							
9	1:51.311	20.417	34.225	23.057	33.612	232.3							
10	1:51.056	20.206	34.245	23.102	33.503	232.8							
11	1:51.370	20.289	34.222	23.031	33.828	232.8							
70 Iaroslav KARPUSHIN EST FRANDO RACING VHC TEAM LIQUI M BEON							10 1:51.056 20.206 34.245 23.102 33.503 232.8						
1	2:32.815	48.751	38.988	25.533	39.543	165.5							
2	1:52.749	20.757	34.849	23.488	33.655	229.9							
3	2:03.613	22.948	38.322	24.489	37.854	229.4							
4	1:51.786	20.508	34.622	23.226	33.430	236.9							
5	1:51.899	20.618	34.413	23.286	33.582	227.9							
6	2:06.976 B	21.059	35.550	23.800	46.567	227.9							
7	5:37.000	4:02.963	36.980	23.291	33.766	101.9							
8	1:50.956	20.555	34.144	23.052	33.205	230.3							
9	1:51.077	20.640	34.075	23.096	33.266	226.0							
10	1:50.758	20.480	33.926	22.990	33.362	227.4							
11	1:50.169	20.362	33.746	22.826	33.235	229.4							
32 Marcos LUDEÑA ESP ASPAR KSB TECHNICAL ACADEMY							11 1:51.370 20.289 34.222 23.031 33.828 232.8						
1	2:52.689	57.483	41.864	31.229	42.113	172.3							
2	1:52.792	20.385	35.459	23.396	33.552	241.1							
3	1:50.783	20.126	34.041	23.242	33.374	238.9							
4	1:52.290	20.004	35.286	23.262	33.738	237.9							
5	1:51.339	20.383	34.266	23.031	33.659	234.3							
6	1:51.431	20.298	34.364	23.157	33.612	233.3							
7	2:20.885 B	20.929	40.810	23.612	55.534	233.8							
8	4:02.656	2:31.349	34.333	23.304	33.670	169.6							
9	1:51.311	20.417	34.225	23.057	33.612	232.3							
10	1:51.056	20.206	34.245	23.102	33.503	232.8							
11	1:51.370	20.289	34.222	23.031	33.828	232.8							



BeOn Junior Cup

RFME ESBK 2024

Entrenamiento Cronometrado

Sector Analysis

— Invalidated Lap ■ Personal Best ■ Session Best B Crossing the pit lane

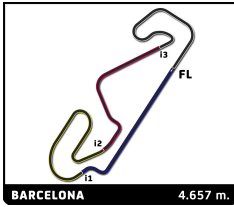
Lap	Time	Sector 1	Sector 2	Sector 3	Sector 4	T.SpD	Lap	Time	Sector 1	Sector 2	Sector 3	Sector 4	T.SpD
1	2:33.057	51.625	36.352	25.526	39.554	168.3							
2	1:52.921	20.766	34.926	23.479	33.750	228.4							
3	2:02.933	21.089	40.077	24.622	37.145	235.8							
4	1:52.854	20.535	34.618	23.610	34.091	231.3							
5	1:52.213	20.467	34.479	23.265	34.002	232.3							
6	2:11.211 B	20.518	35.739	23.626	51.328	229.4							
7	9:10.263	7:37.457	35.235	23.575	33.996	161.1							
8	1:52.368	20.700	34.413	23.371	33.884	227.4							
9	1:52.398	20.609	34.544	23.303	33.942	230.8							

34 **Jacobo HINOJOSA** ESP
QRG CERRO-GROUP

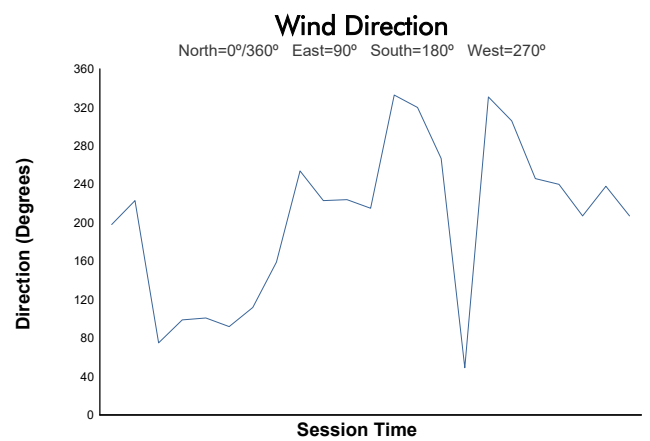
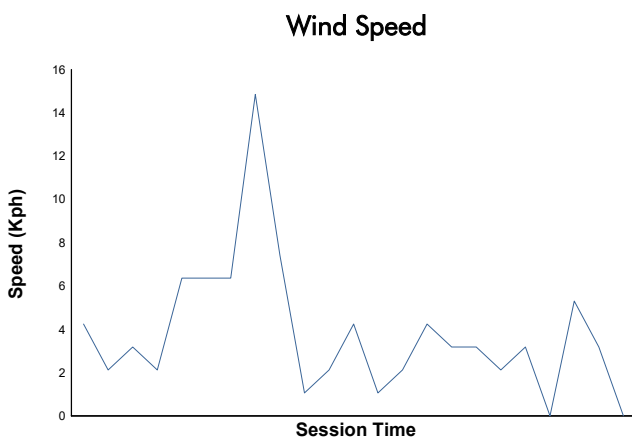
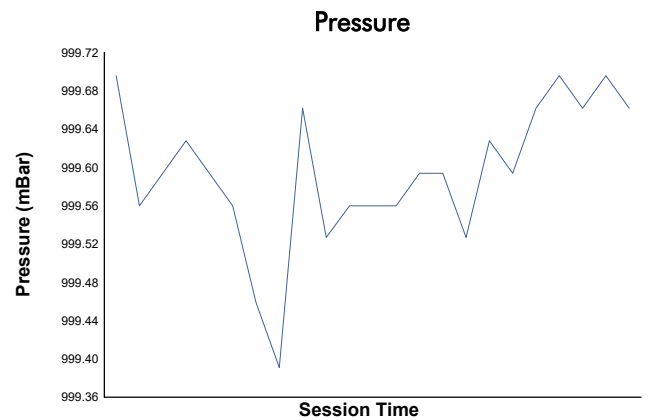
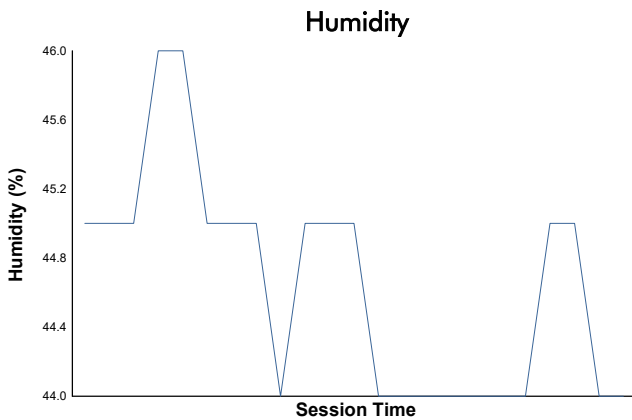
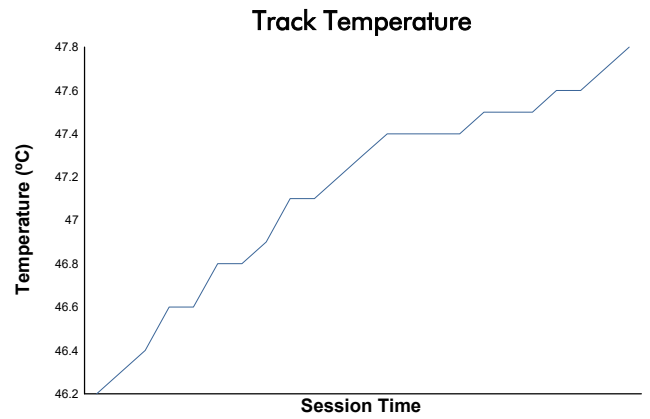
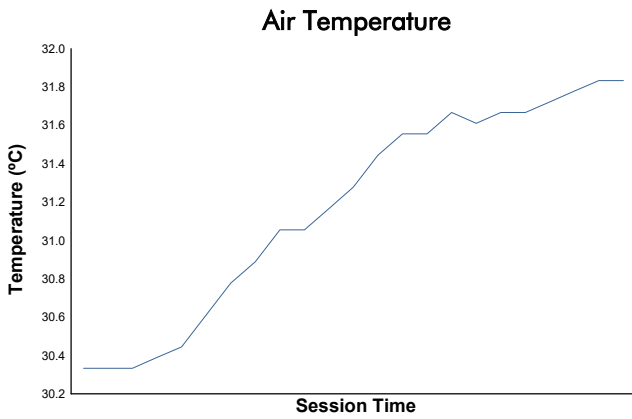
1	2:33.564	55.048	35.370	23.888	39.258	170.1							
2	1:52.536	20.605	34.721	23.492	33.718	231.8							
3	1:52.650	20.456	34.655	23.621	33.918	235.3							
4	1:52.810	20.580	34.683	23.550	33.997	229.9							
5	2:03.370	27.108	38.701	23.463	34.098	226.0							
6	1:52.809	20.624	34.476	23.424	34.285	228.4							
7	2:02.752	23.604	41.376	23.491	34.281	223.2							
8	1:52.865	20.692	34.550	23.539	34.084	226.5							
9	1:52.814	20.772	34.647	23.439	33.956	225.1							
10	1:53.449	21.415	34.504	23.410	34.120	219.2							
11	1:52.957	20.916	34.564	23.469	34.008	221.0							
12	2:02.485	22.991	39.459	24.752	35.283	214.0							
13	1:52.787	20.788	34.580	23.475	33.944	224.6							

66 **Quentin MANDINE** FRA
MECAPROJETS TEAM ADO BEON

1	2:19.498	44.632	36.250	24.203	34.413	158.5							
2	1:53.997	21.246	34.890	23.719	34.142	226.5							
3	1:53.489	21.158	34.735	23.640	33.956	225.6							
4	1:53.550	21.012	34.906	23.612	34.020	225.1							
5	1:53.867	21.299	34.776	23.686	34.106	221.0							
6	2:18.486 B	21.622	35.653	24.611	56.600	220.1							
7	7:39.250	6:03.207	37.947	23.807	34.289	138.0							
8	1:54.372	21.373	34.846	23.823	34.330	220.1							
9	1:54.857	21.416	34.805	24.112	34.524	218.8							
10	1:54.174	21.422	34.992	23.862	33.898	219.2							



RFME ESBK 2024
BeOn Junior Cup
Entrenamiento Cronometrado
Weather Report



Track Status: **DRY**