

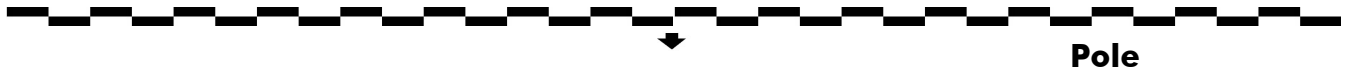
## BeOn Junior Cup

RFME ESBK 2024

Carrera 2 (14 Laps, 65.2 km.)

### Starting Grid

	<u>66 Q. MANDINE</u> 1:53.489   11	<u>7 D. JIMENEZ</u> 1:52.213   10	<b>4</b>
<u>34 J. HINOJOSA</u> 1:52.536   9	<u>41 Y. CERPA</u> 1:51.252   8	<u>17 P. ALOMAR</u> 1:51.071   7	<b>3</b>
<u>32 M. LUDEÑA</u> 1:50.783   6	<u>18 P. OLIVARES</u> 1:51.228   5	<u>70 I. KARPUSHIN</u> 1:50.169   4	<b>2</b>
<u>26 P. ALSINA</u> 1:50.968   3	<u>54 J. RIOS</u> 1:49.571   2	<u>45 A. LONGARELA</u> 1:50.060   1	<b>1</b>



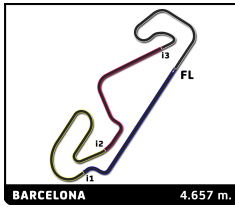
Pole

#### Cronometraje:

Rafa Vilarrúbias

#### Cronometraje:

Denís del Pozo



## BeOn Junior Cup

### RFME ESBK 2024

#### Carrera 2 (14 Laps, 65.2 km.)

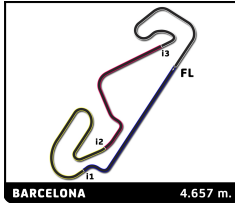
### Classification

No Rider	Nat	Team	Bike	Tires	Cl.	Laps	Total Time	Gap	Kph	Best Lap					
										Lap	Time	Kph			
1	54	Jesus RIOS	ESP	MRE TALENT			Pirelli	BeOn	14	<b>25:45.495</b>	-	151.9	5	<b>1:49.661</b>	152.9
2	45	Alex LONGARELA	ESP				Pirelli	BeOn	14	<b>25:48.092</b>	+2.597	151.6	13	<b>1:49.865</b>	152.6
3	70	Iaroslav KARPUSHIN	EST	FRANCO RACING VHC TEAM LIQUI MOLY	BEON		Pirelli	BeOn	14	<b>25:48.864</b>	+3.369	151.5	12	<b>1:49.857</b>	152.6
4	18	Pablo OLIVARES	ESP	QRG ALEJANDRIA			Pirelli	BeOn	14	<b>25:51.119</b>	+5.624	151.3	2	<b>1:49.929</b>	152.5
5	26	Pau ALSINA	ESP				Pirelli	BeOn	14	<b>25:51.198</b>	+5.703	151.3	3	<b>1:49.873</b>	152.6
6	17	Pedro ALOMAR	ESP	IGAXTEAM			Pirelli	BeOn	14	<b>25:55.799</b>	+10.304	150.9	3	<b>1:50.192</b>	152.1
7	32	Marcos LUDEÑA	ESP	ASPAR KSB TECHNICAL ACADEMY			Pirelli	BeOn	14	<b>26:09.107</b>	+23.612	149.6	2	<b>1:50.650</b>	151.5
8	41	Yvonne CERPA	ESP	ILUSION RACING			Pirelli	BeOn	14	<b>26:14.335</b>	+28.840	149.1	2	<b>1:51.608</b>	150.2
9	7	David JIMENEZ	ESP	IGAXTEAM			Pirelli	BeOn	14	<b>26:14.509</b>	+29.014	149.1	3	<b>1:51.657</b>	150.1
10	34	Jacobo HINOJOSA	ESP	QRG CERRO-GROUP			Pirelli	BeOn	14	<b>26:35.753</b>	+50.258	147.1	4	<b>1:52.280</b>	149.3
11	66	Quentin MANDINE	FRA	MECAPROJETS TEAM ADO	BEON		Pirelli	BeOn	14	<b>26:47.224</b>	+1:01.729	146.0	7	<b>1:54.173</b>	146.8
<b>Pole Position:</b>			Alex LONGARELA							<b>1:50.060</b>				152.3	Kph
<b>Fastest Lap:</b>			Lap5	Jesus RIOS						<b>1:49.661</b>				152.9	Kph

Published at: .....

Track Status: **DRY**

<b>Cronometraje:</b> Rafa Vilarrúbias	<b>Cronometraje:</b> Denis del Pozo
--	--



## BeOn Junior Cup

### RFME ESBK 2024

#### Carrera 2 (14 Laps, 65.2 km.)

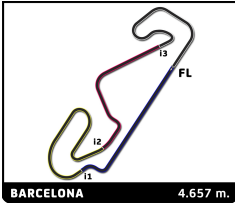
### Classification by Class

No	Rider	Nat	Team	Bike	Laps	Total Time	Gap	Kph	Best Lap			
									Lap	Time	Kph	
<b>BeOn</b>												
1	54 Jesus RIOS	ESP	MRE TALENT		14	<b>25:45.495</b>		151.9	5	<b>1:49.661</b>	152.9	
2	45 Alex LONGARELA	ESP			14	<b>25:48.092</b>	+2.597	151.6	13	<b>1:49.865</b>	152.6	
3	70 Iaroslav KARPUSHIN	EST	FRANCO RACING VHC TEAM LIQUI MOLY	BEON	14	<b>25:48.864</b>	+3.369	151.5	12	<b>1:49.857</b>	152.6	
4	18 Pablo OLIVARES	ESP	QRG ALEJANDRIA		14	<b>25:51.119</b>	+5.624	151.3	2	<b>1:49.929</b>	152.5	
5	26 Pau ALSINA	ESP			14	<b>25:51.198</b>	+5.703	151.3	3	<b>1:49.873</b>	152.6	
6	17 Pedro ALOMAR	ESP	IGAXTEAM		14	<b>25:55.799</b>	+10.304	150.9	3	<b>1:50.192</b>	152.1	
7	32 Marcos LUDEÑA	ESP	ASPAR KSB TECHNICAL ACADEMY		14	<b>26:09.107</b>	+23.612	149.6	2	<b>1:50.650</b>	151.5	
8	41 Yvonne CERPA	ESP	ILUSION RACING		14	<b>26:14.335</b>	+28.840	149.1	2	<b>1:51.608</b>	150.2	
9	7 David JIMENEZ	ESP	IGAXTEAM		14	<b>26:14.509</b>	+29.014	149.1	3	<b>1:51.657</b>	150.1	
10	34 Jacobo HINOJOSA	ESP	QRG CERRO-GROUP		14	<b>26:35.753</b>	+50.258	147.1	4	<b>1:52.280</b>	149.3	
11	66 Quentin MANDINE	FRA	MECAPROJETS TEAM ADO	BEON	14	<b>26:47.224</b>	+1'01.729	146.0	7	<b>1:54.173</b>	146.8	

Published at: .....

Track Status: **DRY**

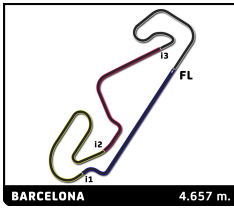
<b>Cronometraje:</b> Rafa Vilarrúbias	<b>Cronometraje:</b> Denis del Pozo
--	--



**BeOn Junior Cup**  
RFME ESBK 2024  
Carrera 2

Lap Chart

No	Pos	Grid	Lap													
			1	2	3	4	5	6	7	8	9	10	11	12	13	14
45	<b>1</b>	45	54	54	54	54	54	54	54	54	54	54	54	54	54	54
54	<b>2</b>	54	45	17	45	45	45	45	45	70	45	70	45	45	45	45
26	<b>3</b>	26	17	45	17	17	70	70	70	45	70	45	70	70	70	70
70	<b>4</b>	70	70	70	70	70	17	18	26	26	18	18	18	26	26	18
18	<b>5</b>	18	26	18	18	18	18	26	17	17	17	26	26	18	18	26
32	<b>6</b>	32	18	26	26	26	26	17	18	18	26	17	17	17	17	17
17	<b>7</b>	17	32	32	32	32	32	32	32	32	32	32	32	32	32	32
41	<b>8</b>	41	34	41	41	41	41	41	41	41	7	41	41	41	41	41
34	<b>9</b>	34	7	34	7	7	7	7	7	7	7	41	7	7	7	7
7	<b>10</b>	7	41	7	34	34	34	34	34	34	34	34	34	34	34	34
66	<b>11</b>	66	66	66	66	66	66	66	66	66	66	66	66	66	66	66



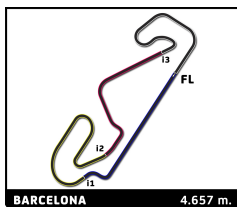
## BeOn Junior Cup

### RFME ESBK 2024

#### Carrera 2

#### Best Sector Times

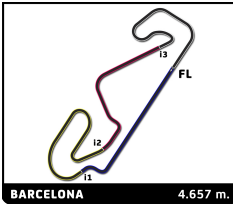
Sector 1			Sector 2			Sector 3			Pos	No Rider	Ideal Lap	Best Lap
Pos	No Rider	Time	No Rider	Time	No Rider	Time						
1	17 P.ALOMAR	19.849	54 J.RIOS	33.656	54 J.RIOS	22.810	1	54 J.RIOS	1:49.390	1:49.661	(1)	
2	32 M.LUDEÑA	19.880	45 A.LONGARELA	33.750	70 I.KARPUSHIN	22.910	2	45 A.LONGARELA	1:49.538	1:49.865	(3)	
3	18 P.OLIVARES	19.928	70 I.KARPUSHIN	33.765	26 P.ALSINA	22.915	3	70 I.KARPUSHIN	1:49.672	1:49.857	(2)	
4	45 A.LONGARELA	19.943	26 P.ALSINA	33.860	45 A.LONGARELA	22.920	4	26 P.ALSINA	1:49.713	1:49.873	(4)	
5	26 P.ALSINA	19.997	17 P.ALOMAR	33.879	18 P.OLIVARES	22.960	5	18 P.OLIVARES	1:49.745	1:49.929	(5)	
6	34 J.HINOJOSA	20.034	18 P.OLIVARES	33.881	17 P.ALOMAR	23.005	6	17 P.ALOMAR	1:49.807	1:50.192	(6)	
7	70 I.KARPUSHIN	20.047	32 M.LUDEÑA	34.063	32 M.LUDEÑA	23.133	7	32 M.LUDEÑA	1:50.448	1:50.650	(7)	
8	54 J.RIOS	20.049	41 Y.CERPA	34.109	7 D.JIMENEZ	23.187	8	7 D.JIMENEZ	1:51.226	1:51.657	(9)	
9	7 D.JIMENEZ	20.297	7 D.JIMENEZ	34.252	41 Y.CERPA	23.376	9	41 Y.CERPA	1:51.390	1:51.608	(8)	
10	41 Y.CERPA	20.452	34 J.HINOJOSA	34.439	34 J.HINOJOSA	23.438	10	34 J.HINOJOSA	1:51.526	1:52.280	(10)	
11	66 Q.MANDINE	21.147	66 Q.MANDINE	34.832	66 Q.MANDINE	23.842	11	66 Q.MANDINE	1:54.047	1:54.173	(11)	



## BeOn Junior Cup RFME ESBK 2024 Carrera 2

### Best Top Speed

No Rider	Team	Class	Top 1		Top 2		Top 3		Top 4		Top 5		Avg
			Kph	Lap	Kph	Lap	Kph	Lap	Kph	Lap	Kph	Lap	
26 Pau ALSINA		BeOn	<b>243.8</b>	5	241.1	7	241.1	6	239.5	12	237.4	4	240.6
18 Pablo OLIVARES	QRG ALEJANDRIA	BeOn	<b>243.2</b>	5	241.6	8	238.9	6	238.4	3	237.9	7	240.0
32 Marcos LUDENA	ASPAR KSB TECHNICAL ACADEMY	BeOn	<b>242.1</b>	2	240.0	3	237.4	5	237.4	4	236.9	6	238.8
17 Pedro ALOMAR	IGAXTEAM	BeOn	<b>241.1</b>	5	240.0	11	238.4	9	238.4	4	238.4	2	239.3
70 Iaroslav KARPUSHIN	FRANDO RACING VHC TEAM LIQUI MOLY	BeOn	<b>240.0</b>	5	238.9	13	238.9	3	236.9	10	236.3	8	238.2
45 Alex LONGARELA		BeOn	<b>239.5</b>	3	239.5	2	238.4	10	237.4	9	236.9	6	238.3
41 Yvonne CERPA	ILUSION RACING	BeOn	<b>237.9</b>	2	233.8	3	233.3	9	233.3	7	233.3	4	234.3
7 David JIMENEZ	IGAXTEAM	BeOn	<b>236.9</b>	7	235.8	9	235.8	6	235.3	2	234.8	12	235.7
34 Jacobo HINOJOSA	QRG CERRO-GROUP	BeOn	<b>234.8</b>	3	234.8	2	228.4	4	227.0	5	226.0	6	230.2
54 Jesus RIOS	MRE TALENT	BeOn	<b>231.8</b>	10	231.8	9	230.8	11	230.8	7	230.8	6	231.2
66 Quentin MANDINE	MECAPROJETS TEAM ADO	BeOn	<b>223.7</b>	2	223.2	7	223.2	3	222.8	9	222.8	8	223.1



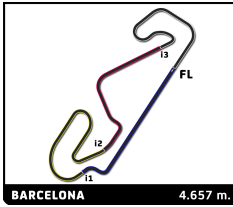
**BeOn Junior Cup**  
RFME ESBK 2024  
Carrera 2

**Fastest Lap Sequence**

Elapsed	No Rider	Team	Bike	Class	Time	Kph	Lap
3:43.420	54 Jesus RIOS	MRE TALENT		BeOn	<b>1:50.422</b>	151.8	2
3:44.559	18 Pablo OLIVARES	QRG ALEJANDRIA		BeOn	<b>1:49.929</b>	152.5	2
5:33.110	54 Jesus RIOS	MRE TALENT		BeOn	<b>1:49.690</b>	152.8	3
9:12.906	54 Jesus RIOS	MRE TALENT		BeOn	<b>1:49.661</b>	152.9	5



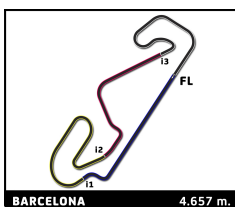




## BeOn Junior Cup RFME ESBK 2024 Carrera 2 Sector Analysis

— Invalidated Lap    ■ Personal Best    ■ Session Best    B Crossing the pit lane

Lap	Time	Sector 1	Sector 2	Sector 3	Sector 4	T.Spd	Lap	Time	Sector 1	Sector 2	Sector 3	Sector 4	T.Spd	
10	1:52.223	20.243	34.679	23.460	33.841	236.3	<b>66</b> <b>Quentin MANDINE</b> MECAPROJETS TEAM ADO FRA BEON	1	1:58.441	24.957	35.170	23.967	34.347	203.2
11	1:52.411	20.247	34.706	23.445	34.013	235.8		2	1:54.591	21.290	34.984	23.869	34.448	223.7
12	1:52.420	20.339	34.649	23.468	33.964	234.8		3	1:54.379	21.273	34.918	23.932	34.256	223.2
13	1:52.538	20.318	34.812	23.438	33.970	234.3		4	1:54.363	21.272	34.961	23.895	34.235	221.9
14	1:52.749	20.303	34.836	23.483	34.127	234.3		5	1:54.482	21.270	34.976	24.010	34.226	221.4
<b>41</b> <b>Yvonne CERPA</b> ILUSION RACING ESP								6	1:54.276	21.214	34.832	23.884	34.346	221.9
1	1:55.801	23.886	34.873	23.539	33.503	205.1		7	1:54.173	21.147	34.898	23.854	34.274	223.2
2	1:51.608	20.458	34.109	23.376	33.665	237.9		8	1:54.734	21.186	35.207	24.003	34.338	222.8
3	1:51.696	20.452	34.265	23.433	33.546	233.8		9	1:54.609	21.192	35.055	24.034	34.328	222.8
4	1:51.709	20.596	34.246	23.414	33.453	233.3		10	1:54.664	21.359	35.016	24.017	34.272	221.0
5	1:52.143	20.489	34.319	23.658	33.677	231.8		11	1:54.534	21.263	35.002	23.945	34.324	221.9
6	1:52.116	20.513	34.366	23.549	33.688	232.3		12	1:54.631	21.265	35.039	24.020	34.307	221.0
7	1:52.082	20.534	34.439	23.426	33.683	233.3		13	1:54.596	21.229	35.084	23.842	34.441	221.0
8	1:52.348	20.565	34.446	23.588	33.749	231.3		14	1:54.751	21.217	35.105	23.983	34.446	220.1
9	1:52.181	20.560	34.377	23.502	33.742	233.3	<b>7</b> <b>David JIMENEZ</b> IGAXTEAM ESP							
10	1:52.707	20.455	34.672	23.719	33.861	232.8	1	1:55.471	23.915	34.672	23.394	33.490	206.7	
11	1:52.582	20.562	34.594	23.593	33.833	232.8	2	1:52.462	20.297	34.902	23.238	34.025	235.3	
12	1:52.564	20.606	34.504	23.598	33.856	231.8	3	1:51.657	20.379	34.278	23.380	33.620	234.8	
13	1:52.496	20.563	34.513	23.600	33.820	232.3	4	1:51.735	20.430	34.348	23.335	33.622	234.8	
14	1:52.302	20.620	34.464	23.485	33.733	231.8	5	1:52.088	20.415	34.322	23.465	33.886	232.8	
<b>34</b> <b>Jacobo HINOJOSA</b> QRG CERRO-GROUP ESP							6	1:51.985	20.390	34.252	23.579	33.764	235.8	
1	1:55.366	23.757	34.556	23.438	33.615	201.0	7	1:52.184	20.354	34.539	23.415	33.876	236.9	
2	1:52.506	20.367	34.439	23.616	34.084	234.8	8	1:52.290	20.388	34.432	23.574	33.896	233.3	
3	1:52.864	20.605	34.741	23.504	34.014	234.8	9	1:52.084	20.412	34.421	23.390	33.861	235.8	
4	1:52.280	20.034	34.586	23.597	34.063	228.4	10	1:52.381	20.554	34.515	23.547	33.765	234.3	
5	1:53.637	20.781	34.796	23.800	34.260	227.0	11	1:53.000	20.734	34.667	23.566	34.033	231.3	
6	1:53.921	20.819	34.877	23.864	34.361	226.0	12	1:52.416	20.382	34.601	23.594	33.839	234.8	
7	1:53.822	20.832	34.856	23.801	34.333	225.1	13	1:52.429	20.488	34.688	23.454	33.799	232.8	
8	1:54.170	21.019	34.957	23.804	34.390	222.3	14	1:52.327	20.614	34.631	23.187	33.895	233.3	
9	1:54.300	20.844	34.976	23.932	34.548	224.6								
10	1:54.653	20.828	35.317	23.972	34.536	223.2								
11	1:54.533	20.870	35.010	24.163	34.490	223.2								
12	1:54.282	20.386	35.329	23.978	34.589	221.4								
13	1:54.592	20.858	35.085	24.065	34.584	220.5								
14	1:54.827	21.251	35.134	23.924	34.518	218.8								

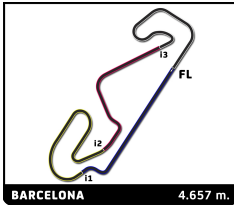


## BeOn Junior Cup RFME ESBK 2024 Carrera 2

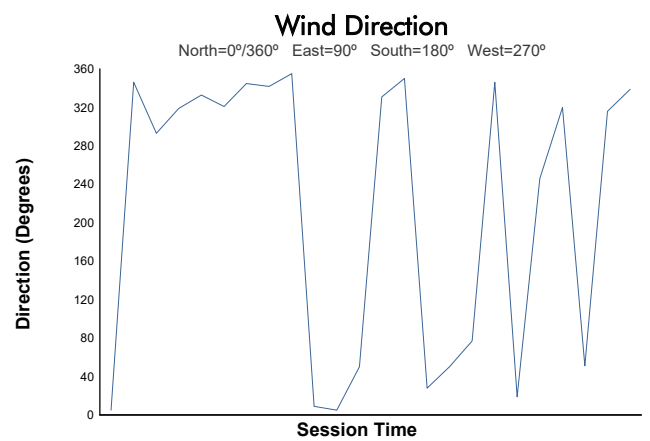
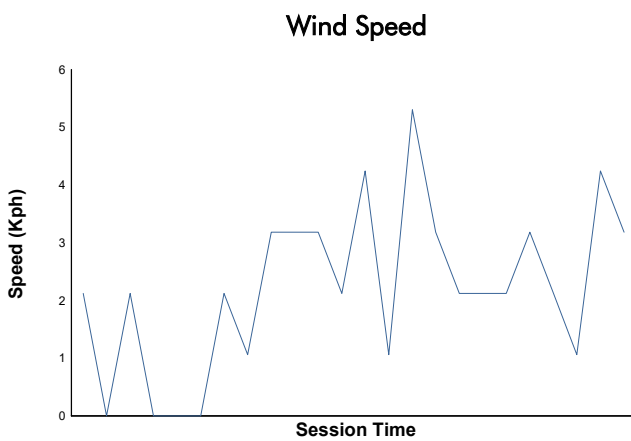
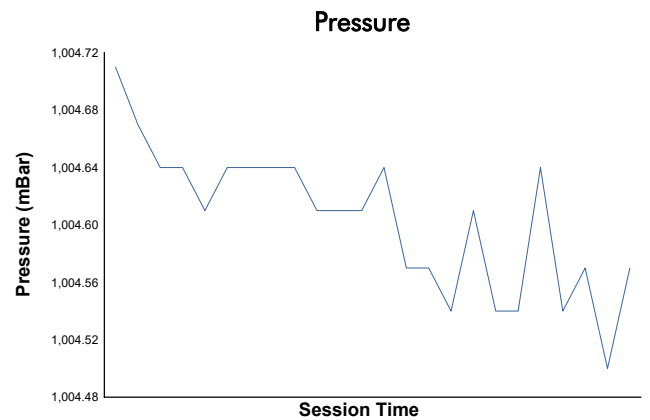
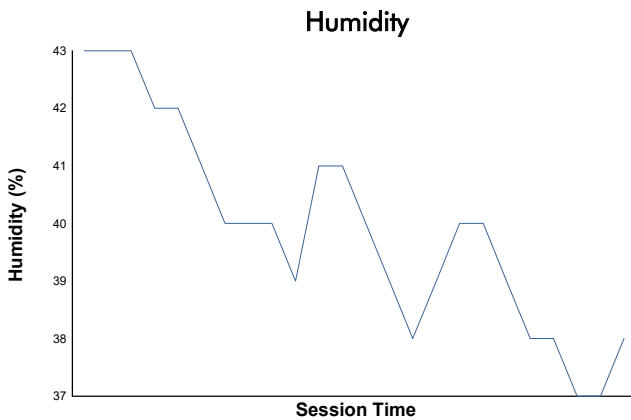
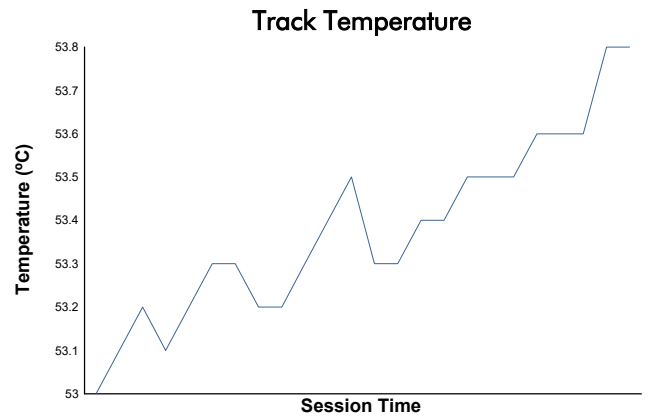
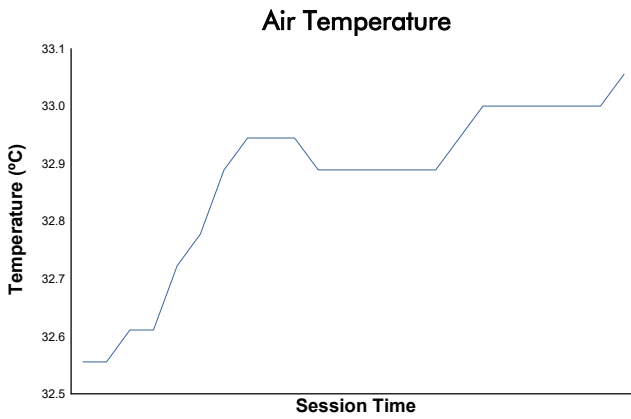
### Analysis by lap

Lapped

No	Lap Time	Gap	No	Lap Time	Gap	No	Lap Time	Gap	No	Lap Time	Gap	No	Lap Time	Gap	
<b>Lap 1</b>															
54	1:52.998	0.000	70	1:50.175	2.071	32	1:51.881	13.861	66	1:54.596	58.657				
45	1:53.304	0.306	17	1:50.598	2.487	41	1:52.181	18.779							
17	1:53.359	0.361	18	1:50.420	2.611	7	1:52.084	19.051							
70	1:53.451	0.453	26	1:50.469	2.749	34	1:54.300	29.961							
26	1:54.438	1.440	32	1:51.654	6.239	66	1:54.609	41.143							
18	1:54.630	1.632	41	1:52.143	10.051										
32	1:55.016	2.018	7	1:52.088	10.507										
34	1:55.366	2.368	34	1:53.637	13.747										
7	1:55.471	2.473	66	1:54.482	23.350										
41	1:55.801	2.803	<b>Lap 6</b>												
66	1:58.441	5.443	54	1:50.433											
<b>Lap 2</b>															
54	1:50.422														
17	1:50.540	0.479	45	1:50.462	2.025										
45	1:50.664	0.548	70	1:50.436	2.074										
70	1:50.651	0.682	18	1:50.602	2.780										
18	1:49.929	1.139	26	1:50.570	2.886										
26	1:50.419	1.437	17	1:50.949	3.003										
32	1:50.650	2.246	32	1:51.901	7.707										
41	1:51.608	3.989	41	1:52.116	11.734										
34	1:52.506	4.452	7	1:51.985	12.059										
7	1:52.462	4.513	34	1:53.921	17.235										
66	1:54.591	9.612	66	1:54.276	27.193										
<b>Lap 3</b>															
54	1:49.690														
45	1:50.067	0.925	54	1:49.729											
17	1:50.192	0.981	45	1:49.933	2.229										
70	1:49.996	0.988	70	1:50.031	2.376										
18	1:50.009	1.458	26	1:50.424	3.581										
26	1:49.873	1.620	17	1:50.429	3.703										
32	1:50.730	3.286	18	1:50.848	3.899										
41	1:51.696	5.995	32	1:51.876	9.854										
7	1:51.657	6.480	41	1:52.082	14.087										
34	1:52.864	7.626	7	1:52.184	14.514										
66	1:54.379	14.301	34	1:53.822	21.328										
<b>Lap 4</b>															
54	1:50.135														
45	1:50.471	1.261	66	1:54.173	31.637										
17	1:50.704	1.550	<b>Lap 7</b>												
70	1:50.704	1.557	54	1:49.729											
18	1:50.529	1.852	45	1:51.123	3.356										
26	1:50.456	1.941	26	1:50.897	4.482										
32	1:51.095	4.246	17	1:50.810	4.517										
41	1:51.709	7.569	18	1:50.646	4.549										
7	1:51.735	8.080	32	1:51.963	11.821										
34	1:52.280	9.771	41	1:52.348	16.439										
66	1:54.363	18.529	7	1:52.290	16.808										
<b>Lap 5</b>															
54	1:49.661														
45	1:50.396	1.996	34	1:54.170	25.502										
<b>Lap 8</b>															
54	1:49.996														
70	1:50.872	3.252	66	1:54.734	36.375										
45	1:51.123	3.356	<b>Lap 9</b>												
26	1:50.897	4.482	54	1:49.841											
17	1:50.810	4.517	45	1:50.148	3.663										
18	1:50.646	4.549	70	1:50.336	3.747										
32	1:51.963	11.821	18	1:50.672	5.380										
41	1:52.348	16.439	17	1:50.881	5.557										
7	1:52.290	16.808	26	1:50.935	5.576										
34	1:54.170	25.502	<b>Lap 10</b>												
66	1:54.734	36.375	54	1:50.213											
<b>Lap 9</b>															
54	1:49.841														
45	1:50.148	3.663	70	1:50.970	4.504										
70	1:50.336	3.747	45	1:51.071	4.521										
18	1:50.672	5.380	18	1:50.484	5.651										
17	1:50.881	5.557	26	1:50.380	5.743										
26	1:50.935	5.576	17	1:50.683	6.027										
<b>Lap 11</b>															
54	1:50.115														
45	1:50.337	4.743	32	1:52.223	15.871										
70	1:50.739	5.128	7	1:52.381	21.219										
18	1:50.150	5.686	41	1:52.707	21.273										
26	1:50.179	5.807	34	1:54.653	34.401										
17	1:50.860	6.772	66	1:54.664	45.594										
32	1:52.411	18.167	<b>Lap 12</b>												
41	1:52.582	23.740	54	1:50.042											
7	1:53.000	24.104	45	1:49.970	4.671										
34	1:54.533	38.819	70	1:49.857	4.943										
66	1:54.534	50.013	26	1:50.105	5.870										
<b>Lap 10</b>															
54	1:50.213														
70	1:50.970	4.504	18	1:50.300	5.944										
45	1:51.071	4.521	17	1:51.607	8.337										
18	1:50.484	5.651	32	1:52.420	20.545										
26	1:50.380	5.743	41	1:52.564	26.262										
17	1:50.683	6.027	7	1:52.416	26.478										
32	1:52.223	15.871	34	1:54.282	43.059										
7	1:52.381	21.219	66	1:54.631	54.602										
41	1:52.707	21.273	<b>Lap 13</b>												
34	1:54.653	34.401	54	1:50.541											
66	1:54.664	45.594	45	1:49.865	3.995										
<b>Lap 11</b>															
54	1:50.115														
45	1:50.337	4.743	70	1:50.233	4.635										
70	1:50.739	5.128	26	1:50.687	6.016										
18	1:50.150	5.686	18	1:50.772	6.175										
26	1:50.179	5.807	17	1:51.933	9.729										
17	1:50.860	6.772	32	1:52.538	22.542										
32	1:52.411	18.167	41	1:52.496	28.217										
41	1:52.582	23.740	7	1:52.429	28.366										
7	1:53.000	24.104	34	1:54.592	47.110										
34	1:54.533	38.819	<b>Lap 14</b>												
66	1:54.534	50.013	54	1:51.679											
<b>Lap 12</b>															
54	1:50.042														
45	1:49.970	4.671	45	1:50.281	2.597										
70	1:49.857	4.943	70	1:50.413	3.369										
26	1:50.105	5.870	18	1:51.128	5.624										
18	1:50.300	5.944	26	1:51.366	5.703										
17	1:51.607	8.337	17	1:52.254	10.304										
32	1:52.420	20.545	32	1:52.749	23.612										
41	1:52.564	26.262	41	1:52.302	28.840										
7	1:52.416	26.478	7	1:52.327	29.014										
34	1:54.282	43.059	34	1:54.827	50.258										
66	1:54.631	54.602	66	1:54.751	1:01.729										



**RFME ESBK 2024**  
BeOn Junior Cup  
Carrera 2  
Weather Report



Track Status: **DRY**