

BeOn Junior Cup

RFME ESBK 2024

Carrera 1 (14 Laps, 65.2 km.)

Starting Grid

Revised

	<u>70 I. KARPUSHIN</u>	1:50.169	11		<u>66 Q. MANDINE</u>	1:53.489	10	4
<u>34 J. HINOJOSA</u>	1:52.536	9		<u>7 D. JIMENEZ</u>	1:52.213	8		
<u>18 P. OLIVARES</u>	1:51.228	6		<u>41 Y. CERPA</u>	1:51.252	7		3
<u>32 M. LUDEÑA</u>	1:50.783	3		<u>17 P. ALOMAR</u>	1:51.071	5		
	<u>45 A. LONGARELA</u>	1:50.060	2		<u>26 P. ALSINA</u>	1:50.968	4	2
					<u>54 J. RIOS</u>	1:49.571	1	1

Pole

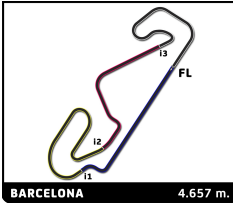
PILOTO 70 - SANCIÓN ÚLTIMA POSICIÓN EN PARRILLA POR INCIDENCIA TÉCNICA EN ENTRENAMIENTOS CRONOMETRADOS.

Cronometraje:

Rafa Vilarrúbias

Cronometraje:

Denís del Pozo



BeOn Junior Cup

RFME ESBK 2024

Carrera 1 (14 Laps, 65.2 km.)

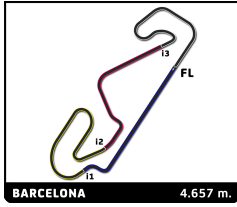
Classification

No	Rider	Nat	Team	Bike	Tires	Cl.	Laps	Total Time	Gap	Kph	Best Lap			
											Lap	Time	Kph	
1	45 Alex LONGARELA	ESP			Pirelli	BeOn	14	25:45.898	-	151.8	13	1:49.354	153.3	
2	54 Jesus RIOS	ESP	MRE TALENT		Pirelli	BeOn	14	25:45.899	+0.001	151.8	10	1:49.834	152.6	
3	26 Pau ALSINA	ESP			Pirelli	BeOn	14	25:56.017	+10.119	150.8	3	1:50.325	152.0	
4	70 Iaroslav KARPUSHIN	EST	FRANCO RACING VHC TEAM LIQUI MOLY	BEON	Pirelli	BeOn	14	25:56.039	+10.141	150.8	7	1:50.260	152.1	
5	18 Pablo OLIVARES	ESP	QRG ALEJANDRIA		Pirelli	BeOn	14	25:56.153	+10.255	150.8	6	1:50.090	152.3	
6	32 Marcos LUDEÑA	ESP	ASPAR KSB TECHNICAL ACADEMY		Pirelli	BeOn	14	26:02.767	+16.869	150.2	2	1:50.514	151.7	
7	17 Pedro ALOMAR	ESP	IGAXTEAM		Pirelli	BeOn	14	26:02.771	+16.873	150.2	3	1:50.436	151.8	
8	41 Yvonne CERPA	ESP	ILUSION RACING		Pirelli	BeOn	14	26:24.866	+38.968	148.1	3	1:52.122	149.5	
9	34 Jacobo HINOJOSA	ESP	QRG CERRO-GROUP		Pirelli	BeOn	14	26:24.892	+38.994	148.1	2	1:52.520	149.0	
10	7 David JIMENEZ	ESP	IGAXTEAM		Pirelli	BeOn	14	26:25.097	+39.199	148.1	2	1:52.573	148.9	
11	66 Quentin MANDINE	FRA	MECAPROJETS TEAM ADO	BEON	Pirelli	BeOn	14	26:46.437	+1:00.539	146.1	14	1:54.134	146.9	
Pole Position:				Jesus RIOS				1:49.571				153.0 Kph		
Fastest Lap:				Lap13	Alex LONGARELA				1:49.354				153.3 Kph	

Published at:

Track Status: **DRY**

Cronometraje: Rafa Vilarrúbias	Cronometraje: Denis del Pozo
--	--



BeOn Junior Cup

RFME ESBK 2024

Carrera 1 (14 Laps, 65.2 km.)

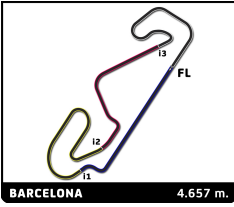
Classification by Class

No	Rider	Nat	Team	Bike	Laps	Total Time	Gap	Kph	Best Lap			
									Lap	Time	Kph	
BeOn												
1	45 Alex LONGARELA	ESP			14	25:45.898		151.8	13	1:49.354	153.3	
2	54 Jesus RIOS	ESP	MRE TALENT		14	25:45.899	+0.001	151.8	10	1:49.834	152.6	
3	26 Pau ALSINA	ESP			14	25:56.017	+10.119	150.8	3	1:50.325	152.0	
4	70 Iaroslav KARPUSHIN	EST	FRANDO RACING VHC TEAM LIQUI MOLY	BEON	14	25:56.039	+10.141	150.8	7	1:50.260	152.1	
5	18 Pablo OLIVARES	ESP	QRG ALEJANDRIA		14	25:56.153	+10.255	150.8	6	1:50.090	152.3	
6	32 Marcos LUDEÑA	ESP	ASPAR KSB TECHNICAL ACADEMY		14	26:02.767	+16.869	150.2	2	1:50.514	151.7	
7	17 Pedro ALOMAR	ESP	IGAXTEAM		14	26:02.771	+16.873	150.2	3	1:50.436	151.8	
8	41 Yvonne CERPA	ESP	ILUSION RACING		14	26:24.866	+38.968	148.1	3	1:52.122	149.5	
9	34 Jacobo HINOJOSA	ESP	QRG CERRO-GROUP		14	26:24.892	+38.994	148.1	2	1:52.520	149.0	
10	7 David JIMENEZ	ESP	IGAXTEAM		14	26:25.097	+39.199	148.1	2	1:52.573	148.9	
11	66 Quentin MANDINE	FRA	MECAPROJETS TEAM ADO	BEON	14	26:46.437	+1'00.539	146.1	14	1:54.134	146.9	

Published at:

Track Status: **DRY**

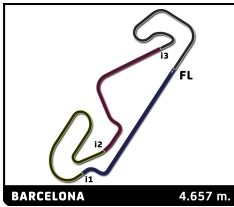
<p>Cronometraje: Rafa Vilarrúbias</p>	<p>Cronometraje: Denís del Pozo</p>
--	--



BeOn Junior Cup
RFME ESBK 2024
Carrera 1

Lap Chart

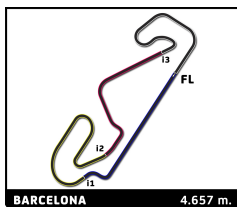
No	Pos	Grid	Lap													
			1	2	3	4	5	6	7	8	9	10	11	12	13	14
54	1	54	54	54	45	54	54	54	54	54	54	54	54	54	54	45
45	2	45	45	45	54	45	45	18	45	45	45	45	45	45	45	54
32	3	32	17	18	26	18	18	45	18	18	70	26	70	18	70	26
26	4	26	18	26	18	26	17	70	70	70	18	70	26	70	26	70
17	5	17	26	17	17	17	70	26	26	26	26	18	18	26	18	18
18	6	18	70	32	70	70	26	17	17	17	17	17	17	17	17	32
41	7	41	32	70	32	32	32	32	32	32	32	32	32	32	32	17
7	8	7	7	7	34	34	41	34	34	34	41	41	34	34	34	41
34	9	34	34	34	7	41	34	41	41	7	34	34	41	41	7	34
66	10	66	41	41	41	7	7	7	7	41	7	7	7	7	41	7
70	11	70	66	66	66	66	66	66	66	66	66	66	66	66	66	66



BeOn Junior Cup RFME ESBK 2024 Carrera 1

Best Sector Times

Sector 1			Sector 2			Sector 3			Ideal Lap	Best Lap	
Pos	No Rider	Time	No Rider	Time	No Rider	Time	Pos	No Rider			
1	17 P.ALOMAR	19.783	54 J.RIOS	33.654	45 A.LONGARELA	22.938	1	45 A.LONGARELA	1:49.314	1:49.354	(1)
2	18 P.OLIVARES	19.792	45 A.LONGARELA	33.693	54 J.RIOS	22.987	2	54 J.RIOS	1:49.634	1:49.834	(2)
3	45 A.LONGARELA	19.825	26 P.ALSINA	33.872	70 I.KARPUSHIN	23.070	3	18 P.OLIVARES	1:49.929	1:50.090	(3)
4	70 I.KARPUSHIN	19.938	18 P.OLIVARES	33.908	17 P.ALOMAR	23.088	4	26 P.ALSINA	1:49.967	1:50.325	(5)
5	26 P.ALSINA	19.946	70 I.KARPUSHIN	33.908	18 P.OLIVARES	23.092	5	70 I.KARPUSHIN	1:50.010	1:50.260	(4)
6	7 D.JIMENEZ	19.951	32 M.LUDEÑA	33.953	26 P.ALSINA	23.107	6	17 P.ALOMAR	1:50.066	1:50.436	(6)
7	32 M.LUDEÑA	20.018	17 P.ALOMAR	34.046	32 M.LUDEÑA	23.130	7	32 M.LUDEÑA	1:50.360	1:50.514	(7)
8	54 J.RIOS	20.050	41 Y.CERPA	34.341	7 D.JIMENEZ	23.341	8	7 D.JIMENEZ	1:51.597	1:52.573	(10)
9	34 J.HINOJOSA	20.369	34 J.HINOJOSA	34.467	41 Y.CERPA	23.519	9	41 Y.CERPA	1:51.882	1:52.122	(8)
10	41 Y.CERPA	20.393	7 D.JIMENEZ	34.506	34 J.HINOJOSA	23.555	10	34 J.HINOJOSA	1:52.226	1:52.520	(9)
11	66 Q.MANDINE	21.072	66 Q.MANDINE	34.806	66 Q.MANDINE	23.861	11	66 Q.MANDINE	1:53.790	1:54.134	(11)



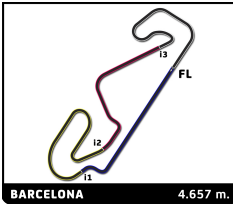
BeOn Junior Cup

RFME ESBK 2024

Carrera 1

Best Top Speed

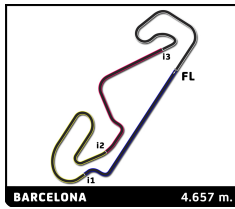
No Rider	Team	Class	Top 1		Top 2		Top 3		Top 4		Top 5		Avg
			Kph	Lap	Kph	Lap	Kph	Lap	Kph	Lap	Kph	Lap	
32 Marcos LUDENÑA	ASPAR KSB TECHNICAL ACADEMY	BeOn	245.4	3	243.8	2	243.2	4	240.0	6	239.5	12	242.4
45 Alex LONGARELA		BeOn	244.3	7	237.9	13	236.9	11	236.9	10	236.9	3	238.6
70 Iaroslav KARPUSHIN	FRANDO RACING VHC TEAM LIQUI MOLY	BeOn	243.8	4	242.7	3	241.6	5	239.5	8	238.4	6	241.2
18 Pablo OLIVARES	QRG ALEJANDRIA	BeOn	241.1	14	239.5	11	239.5	2	238.4	10	237.9	6	239.3
26 Pau ALSINA		BeOn	241.1	10	241.1	3	240.5	6	237.4	9	237.4	7	239.5
17 Pedro ALOMAR	IGAXTEAM	BeOn	240.0	6	240.0	4	240.0	3	236.3	2	235.3	7	238.3
34 Jacobo HINOJOSA	QRG CERRO-GROUP	BeOn	238.4	2	235.3	10	233.3	12	232.8	3	232.3	7	234.4
54 Jesus RIOS	MRE TALENT	BeOn	238.4	2	236.3	4	230.8	9	230.3	10	230.3	7	233.2
7 David JIMENEZ	IGAXTEAM	BeOn	237.4	10	235.8	2	234.8	5	234.3	13	234.3	3	235.3
41 Yvonne CERPA	ILUSION RACING	BeOn	234.8	2	234.3	4	233.8	10	233.8	3	232.8	9	233.9
66 Quentin MANDINE	MECAPROJETS TEAM ADO	BeOn	226.5	2	224.2	7	224.2	3	223.7	8	223.2	6	224.4



BeOn Junior Cup
RFME ESBK 2024
Carrera 1

Fastest Lap Sequence

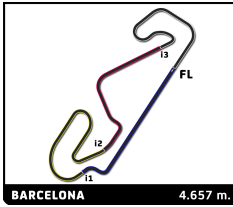
Elapsed	No Rider	Team	Bike	Class	Time	Kph	Lap
3:44.131	54 Jesus RIOS	MRE TALENT		BeOn	1:50.431	151.8	2
5:35.387	26 Pau ALSINA			BeOn	1:50.325	152.0	3
7:25.098	54 Jesus RIOS	MRE TALENT		BeOn	1:50.002	152.4	4
14:46.717	45 Alex LONGARELA			BeOn	1:49.892	152.6	8
16:36.402	45 Alex LONGARELA			BeOn	1:49.685	152.8	9
23:55.435	45 Alex LONGARELA			BeOn	1:49.354	153.3	13



BeOn Junior Cup RFME ESBK 2024 Carrera 1

Sector Analysis

Lap	Time	Sector 1	Sector 2	Sector 3	Sector 4	T.Sp	Lap	Time	Sector 1	Sector 2	Sector 3	Sector 4	T.Sp
45 Alex LONGARELA ESP							4	1:50.269	19.938	33.987	23.250	33.094	243.8
1	1:53.702	22.863	34.050	23.439	33.350	206.7	5	1:50.884	20.162	34.008	23.122	33.592	241.6
2	1:50.665	20.238	34.039	23.201	33.187	234.8	6	1:50.261	20.015	33.966	23.103	33.177	238.4
3	1:50.724	19.926	34.056	23.236	33.506	236.9	7	1:50.260	19.964	34.014	23.070	33.212	237.9
4	1:50.052	20.148	33.894	23.045	32.965	234.8	8	1:50.393	20.110	33.908	23.280	33.095	239.5
5	1:50.891	20.163	34.245	23.151	33.332	230.8	9	1:50.880	20.206	34.034	23.212	33.428	233.8
6	1:50.536	20.229	34.044	23.157	33.106	234.3	10	1:51.171	20.333	34.289	23.096	33.453	231.3
7	1:50.255	19.999	33.879	23.218	33.159	244.3	11	1:51.656	20.278	34.395	23.320	33.663	234.3
8	1:49.892	20.081	33.875	22.974	32.962	235.3	12	1:51.550	20.343	34.319	23.255	33.633	234.8
9	1:49.685	19.995	33.773	22.999	32.918	235.8	13	1:51.460	20.641	34.352	23.286	33.181	222.3
10	1:49.718	19.960	33.693	23.052	33.013	236.9	14	1:51.235	20.557	34.101	23.108	33.469	229.9
11	1:50.248	20.012	33.815	23.033	33.388	236.9	18 Pablo OLIVARES ESP						
12	1:49.713	19.970	33.768	23.020	32.955	236.3	QRG ALEJANDRIA						
13	1:49.354	19.825	33.694	22.977	32.858	237.9	1	1:54.343	22.725	34.648	23.429	33.541	207.9
14	1:50.463	20.188	34.228	22.938	33.109	232.8	2	1:50.614	19.932	34.007	23.349	33.326	239.5
54 Jesus RIOS ESP							3	1:50.557	19.938	34.283	23.092	33.244	237.9
MRE TALENT							4	1:50.331	20.027	33.957	23.184	33.163	236.3
1	1:53.700	22.611	34.364	23.337	33.388	203.6	5	1:50.383	20.083	33.915	23.171	33.214	234.8
2	1:50.431	20.122	33.968	23.172	33.169	238.4	6	1:50.090	19.902	33.908	23.143	33.137	237.9
3	1:50.965	20.348	34.032	23.233	33.352	229.9	7	1:50.886	20.340	33.962	23.261	33.323	235.8
4	1:50.002	20.050	33.761	23.133	33.058	236.3	8	1:50.731	19.792	34.217	23.337	33.385	237.4
5	1:50.489	20.371	33.914	23.098	33.106	228.4	9	1:51.159	20.233	34.433	23.203	33.290	234.3
6	1:50.181	20.229	33.788	23.063	33.101	229.9	10	1:51.438	19.993	34.798	23.351	33.296	238.4
7	1:50.074	20.183	33.849	22.987	33.055	230.3	11	1:51.467	20.314	34.275	23.287	33.591	239.5
8	1:50.019	20.253	33.760	23.013	32.993	228.9	12	1:51.205	20.052	34.246	23.304	33.603	237.4
9	1:49.920	20.146	33.717	23.108	32.949	230.8	13	1:51.891	20.686	34.337	23.275	33.593	229.4
10	1:49.834	20.103	33.715	23.073	32.943	230.3	14	1:51.058	19.969	34.226	23.332	33.531	241.1
11	1:49.922	20.178	33.701	22.988	33.055	227.9	32 Marcos LUDEÑA ESP						
12	1:49.976	20.172	33.701	23.070	33.033	229.9	ASPAR KSB TECHNICAL ACADEMY						
13	1:49.842	20.181	33.654	23.025	32.982	229.9	1	1:54.807	23.147	34.501	23.608	33.551	208.7
14	1:50.544	20.341	33.923	23.100	33.180	229.9	2	1:50.514	20.112	34.013	23.130	33.259	243.8
26 Pau ALSINA ESP							3	1:50.708	20.233	33.953	23.165	33.357	245.4
MRE TALENT							4	1:51.669	20.099	34.770	23.253	33.547	243.2
1	1:54.420	23.225	34.357	23.395	33.443	207.1	5	1:51.102	20.055	34.161	23.330	33.556	238.9
2	1:50.642	20.017	34.028	23.252	33.345	235.3	6	1:51.382	20.018	34.348	23.358	33.658	240.0
3	1:50.325	19.946	33.933	23.227	33.219	241.1	7	1:51.487	20.108	34.307	23.323	33.749	237.9
4	1:50.695	20.201	34.068	23.181	33.245	235.3	8	1:51.507	20.175	34.294	23.305	33.733	237.9
5	1:51.103	20.399	34.127	23.171	33.406	232.3	9	1:51.700	20.186	34.346	23.340	33.828	236.9
6	1:50.401	20.380	33.872	23.107	33.042	240.5	10	1:51.456	20.104	34.302	23.325	33.725	238.4
7	1:50.325	19.972	34.032	23.153	33.168	237.4	11	1:51.358	20.151	34.169	23.272	33.766	237.9
8	1:50.365	20.086	33.966	23.191	33.122	236.9	12	1:51.510	20.141	34.341	23.287	33.741	239.5
9	1:50.922	20.156	34.254	23.281	33.231	237.4	13	1:52.113	20.498	34.409	23.318	33.888	232.3
10	1:50.933	19.959	34.331	23.231	33.412	241.1	14	1:51.454	20.311	34.317	23.214	33.612	231.8
11	1:51.719	20.610	34.170	23.345	33.594	234.8	17 Pedro ALOMAR ESP						
12	1:51.573	20.396	34.325	23.267	33.585	232.8	IGAXTEAM						
13	1:51.417	20.284	34.248	23.381	33.504	232.8	1	1:54.231	23.093	34.309	23.476	33.353	204.4
14	1:51.177	20.346	34.210	23.184	33.437	234.8	2	1:50.995	20.396	34.048	23.250	33.301	236.3
70 Iaroslav KARPUSHIN EST							3	1:50.436	20.085	34.046	23.088	33.217	240.0
FRANDO RACING VHC TEAM LIQUI M BEON							4	1:50.474	20.060	34.078	23.187	33.149	240.0
1	1:54.490	23.342	34.373	23.516	33.259	209.5	5	1:51.021	20.157	34.099	23.105	33.660	232.8
2	1:50.970	20.310	34.282	23.124	33.254	231.8	6	1:51.149	20.242	34.263	23.237	33.407	240.0
3	1:50.560	20.182	33.988	23.196	33.194	242.7	7	1:51.439	19.783	34.697	23.323	33.636	235.3



BeOn Junior Cup

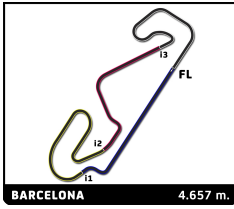
RFME ESBK 2024

Carrera 1

Sector Analysis

— Invalidated Lap ■ Personal Best ■ Session Best B Crossing the pit lane

Lap	Time	Sector 1	Sector 2	Sector 3	Sector 4	T.Sp	Lap	Time	Sector 1	Sector 2	Sector 3	Sector 4	T.Sp	
10	1:51.859	20.220	34.372	23.527	33.740	231.8	66 Quentin MANDINE FRA MECAPROJETS TEAM ADO BEON	1	1:58.651	24.442	35.411	24.271	34.527	204.7
11	1:52.006	20.308	34.449	23.422	33.827	231.8		2	1:54.520	21.177	35.023	24.061	34.259	226.5
12	1:52.066	20.334	34.528	23.411	33.793	230.8		3	1:54.602	21.220	34.829	24.126	34.427	224.2
13	1:51.991	20.344	34.525	23.379	33.743	231.3		4	1:54.384	21.202	34.806	24.040	34.336	222.8
14	1:51.700	20.315	34.356	23.284	33.745	230.3		5	1:54.708	21.227	35.110	24.056	34.315	223.2
41 Yvonne CERPA ESP ILUSION RACING								6	1:54.762	21.135	35.118	24.194	34.315	223.2
1	1:56.871	24.147	34.862	23.958	33.904	209.5		7	1:54.257	21.072	34.938	23.967	34.280	224.2
2	1:52.540	20.934	34.382	23.595	33.629	234.8		8	1:54.744	21.211	34.910	24.151	34.472	223.7
3	1:52.122	20.541	34.341	23.580	33.660	233.8		9	1:54.503	21.242	35.004	24.002	34.255	222.3
4	1:52.361	20.412	34.540	23.555	33.854	234.3		10	1:54.510	21.240	34.953	23.937	34.380	221.9
5	1:52.753	20.613	34.662	23.619	33.859	230.8		11	1:54.144	21.116	34.838	23.939	34.251	221.9
6	1:53.043	20.575	34.642	23.727	34.099	232.8		12	1:54.191	21.156	34.877	24.015	34.143	222.8
7	1:53.022	20.619	34.669	23.621	34.113	232.8		13	1:54.327	21.199	34.815	23.977	34.336	221.9
8	1:53.172	20.807	34.987	23.615	33.763	231.8		14	1:54.134	21.191	35.031	23.861	34.051	221.4
9	1:52.743	20.532	34.563	23.638	34.010	232.8	34 Jacobo HINOJOSA ESP QRG CERRO-GROUP							
10	1:53.187	20.592	34.899	23.623	34.073	233.8	1	1:55.975	23.670	34.490	23.674	34.141	204.7	
11	1:53.466	20.647	34.579	23.876	34.364	231.8	2	1:52.520	20.369	34.467	23.718	33.966	238.4	
12	1:53.405	20.641	35.003	23.519	34.242	231.8	3	1:52.672	20.519	34.521	23.691	33.941	232.8	
13	1:53.498	20.906	34.895	23.782	33.915	231.3	4	1:52.709	20.504	34.584	23.639	33.982	230.3	
14	1:52.683	20.393	34.627	23.595	34.068	232.3	5	1:52.932	20.654	34.758	23.685	33.835	230.3	
34 Jacobo HINOJOSA ESP QRG CERRO-GROUP							6	1:52.860	20.514	34.688	23.677	33.981	230.3	
1	1:55.975	23.670	34.490	23.674	34.141	204.7	7	1:53.036	20.683	34.732	23.660	33.961	232.3	
2	1:52.520	20.369	34.467	23.718	33.966	238.4	8	1:53.034	20.822	34.538	23.592	34.082	230.8	
3	1:52.672	20.519	34.521	23.691	33.941	232.8	9	1:53.059	20.890	34.701	23.596	33.872	229.4	
4	1:52.709	20.504	34.584	23.639	33.982	230.3	10	1:53.023	20.434	34.748	23.755	34.086	235.3	
5	1:52.932	20.654	34.758	23.685	33.835	230.3	11	1:53.449	20.806	34.600	23.834	34.209	228.9	
6	1:52.860	20.514	34.688	23.677	33.981	230.3	12	1:53.372	20.674	34.851	23.696	34.151	233.3	
7	1:53.036	20.683	34.732	23.660	33.961	232.3	13	1:53.447	20.834	34.823	23.733	34.057	230.8	
8	1:53.034	20.822	34.538	23.592	34.082	230.8	14	1:52.804	20.702	34.546	23.555	34.001	230.3	
9	1:53.059	20.890	34.701	23.596	33.872	229.4	7 David JIMENEZ ESP IGAXTEAM							
10	1:53.023	20.434	34.748	23.755	34.086	235.3	1	1:55.848	23.795	34.506	23.476	34.071	206.3	
11	1:53.449	20.806	34.600	23.834	34.209	228.9	2	1:52.573	19.951	34.777	23.781	34.064	235.8	
12	1:53.372	20.674	34.851	23.696	34.151	233.3	3	1:53.026	20.453	34.933	23.703	33.937	234.3	
13	1:53.447	20.834	34.823	23.733	34.057	230.8	4	1:52.704	20.656	34.621	23.571	33.856	232.3	
14	1:52.804	20.702	34.546	23.555	34.001	230.3	5	1:52.860	20.668	34.708	23.685	33.799	234.8	
7 David JIMENEZ ESP IGAXTEAM							6	1:52.820	20.610	34.700	23.569	33.941	232.8	
1	1:55.848	23.795	34.506	23.476	34.071	206.3	7	1:53.039	20.759	34.788	23.569	33.923	229.9	
2	1:52.573	19.951	34.777	23.781	34.064	235.8	8	1:52.904	20.419	34.932	23.602	33.951	231.8	
3	1:53.026	20.453	34.933	23.703	33.937	234.3	9	1:53.194	20.757	34.996	23.566	33.875	230.8	
4	1:52.704	20.656	34.621	23.571	33.856	232.3	10	1:52.977	20.478	34.846	23.718	33.935	237.4	
5	1:52.860	20.668	34.708	23.685	33.799	234.8	11	1:53.538	20.632	34.963	23.601	34.342	230.3	
6	1:52.820	20.610	34.700	23.569	33.941	232.8	12	1:53.427	20.674	34.954	23.614	34.185	232.8	
7	1:53.039	20.759	34.788	23.569	33.923	229.9	13	1:53.222	20.786	34.940	23.633	33.863	234.3	
8	1:52.904	20.419	34.932	23.602	33.951	231.8	14	1:52.965	20.569	34.929	23.341	34.126	229.9	
9	1:53.194	20.757	34.996	23.566	33.875	230.8								
10	1:52.977	20.478	34.846	23.718	33.935	237.4								
11	1:53.538	20.632	34.963	23.601	34.342	230.3								
12	1:53.427	20.674	34.954	23.614	34.185	232.8								
13	1:53.222	20.786	34.940	23.633	33.863	234.3								
14	1:52.965	20.569	34.929	23.341	34.126	229.9								



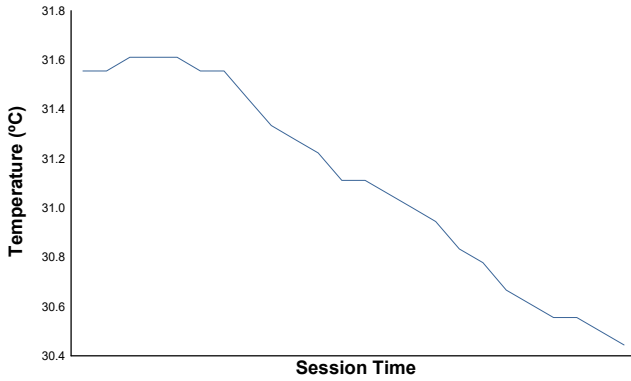
RFME ESBK 2024

BeOn Junior Cup

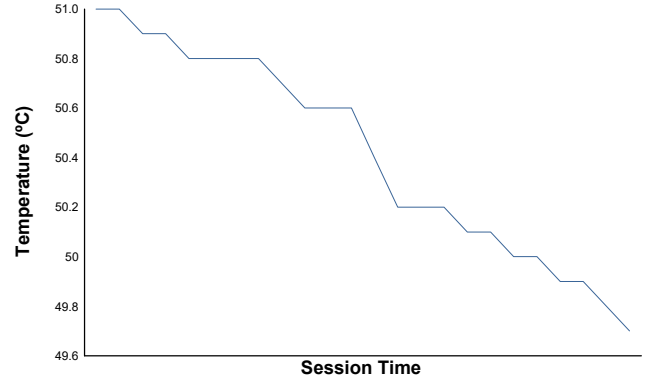
Carrera 1

Weather Report

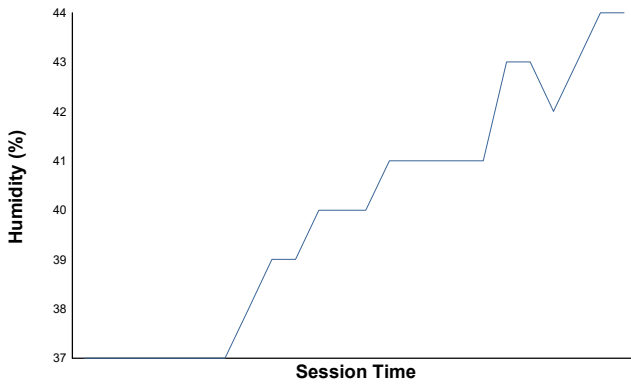
Air Temperature



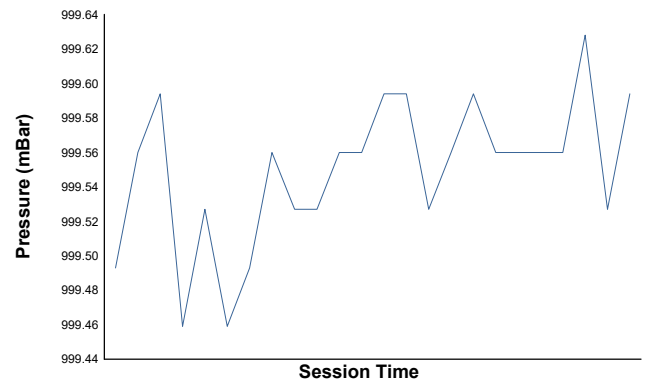
Track Temperature



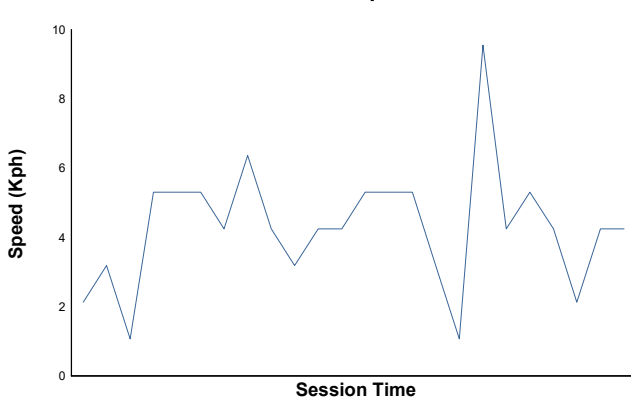
Humidity



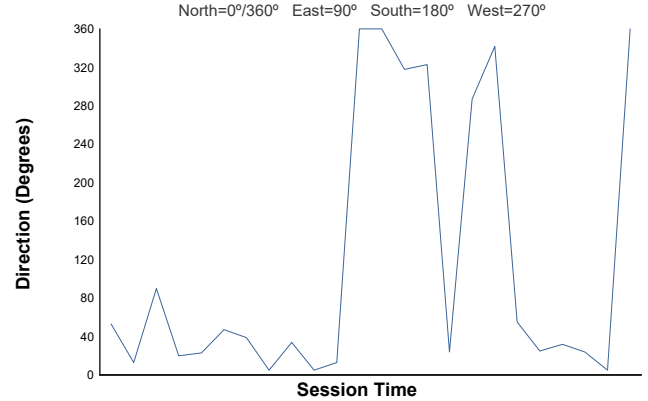
Pressure



Wind Speed



Wind Direction



Track Status: **DRY**