

SBK
RFME ESBK 2024
Carrera 1 (16 Laps, 74.7 km.)

Revised

Classification

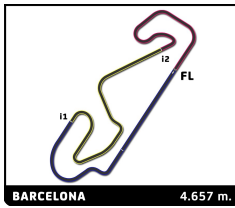
No Rider	Nat	Team	Bike	Tires	Cl.	Laps	Total Time	Gap	Kph	Best Lap			
										Lap	Time	Kph	
1	10	Unai ORRADRE	ESP TEAM HONDA LAGLISSE	HONDA	Dunlop	SBK	10	17:29.954	-	159.8	3	1:44.232	161.5
2	12	Borja GOMEZ	ESP TEAM HONDA LAGLISSE	HONDA	Dunlop	SBK	10	17:30.454	+0.500	159.7	2	1:44.136	161.6
3	43	Simon JESPERSEN	DEN TEAM SCANDINAVIA	YAMAHA		SBK	10	17:36.587	+6.633	158.8	2	1:44.360	161.3
4	1	Ivo LOPES	POR BMW EASYRACE TEAM	BMW	Dunlop	SBK	10	17:41.216	+11.262	158.1	3	1:45.108	160.1
5	5	Christophe PONSSON	FRA GIL MOTOR SPORT	BMW	Pirelli	SBK	10	17:45.215	+15.261	157.5	3	1:45.459	159.6
6	33	Daniel VALLE	ESP	YAMAHA	Pirelli	STCK100	10	17:45.422	+15.468	157.5	3	1:45.413	159.7
7	21	Eduardo MONTERO	ESP TEAM HONDA LAGLISSE	HONDA	Dunlop	STCK100	10	17:45.884	+15.930	157.4	6	1:45.731	159.2
8	83	David SALVADOR	ESP YAMAHA MS RACING	YAMAHA		STCK100	10	17:46.311	+16.357	157.3	3	1:45.568	159.4
9	40	Roman RAMOS	ESP KAWASAKI PALMETO PL RACING	KAWASAKI	Pirelli	SBK	10	17:54.800	+24.846	156.1	2	1:44.569	160.9
10	57	Dorian DA-RE	FRA		Pirelli	STCK100	9	16:27.265	1 Lap	152.9	2	1:47.867	156.0
11	38	Ola NESBAKKEN	ESP YAMAHA TEAM SCANDINAVIA	YAMAHA	Pirelli	STCK100	9	16:33.358	1 Lap	152.0	3	1:49.000	154.4
12	25	Davide DE PATRE	ITA	BMW	Pirelli	SBK	9	16:37.105	1 Lap	151.4	2	1:48.526	155.1
Not classified													
53	Tito RABAT	ESP		KAWASAKI	Pirelli	SBK	9	15:47.289			2	1:44.023	161.8
44	Steven ODENDAAL	RSA	NEW2 PROJECT	YAMAHA	Pirelli	SBK	8	14:06.313			3	1:44.660	160.8
37	Corey TINKER	GBR		YAMAHA	Pirelli	STCK100	8	14:36.478			7	1:48.498	155.1
27	Filippo ROVELLI	ITA		BMW	Pirelli	SBK	3	5:17.546			2	1:44.251	161.4
Not Started													
4	Javier ARTIME	ESP	CERBA PROMORACING TEAM	YAMAHA	Pirelli	STCK100							
81	Aleix VIU	ESP	BMW EASYRACE TEAM		Dunlop	STCK100							

Pole Position:	Unai ORRADRE	1:42.727	163.8 Kph
Fastest Lap:	Lap2 Tito RABAT	1:44.023	161.8 Kph

Published at:

Track Status: **DRY**

Director de Carrera: Rafa Vilarrúbias	Cronometraje: Denís del Pozo
---	--



SBK
RFME ESBK 2024
Carrera 1 (16 Laps, 74.7 km.)

Revised

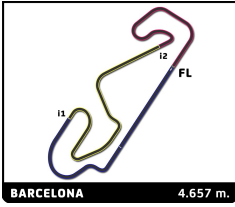
Classification by Class

No	Rider	Nat	Team	Bike	Laps	Total Time	Gap	Kph	Best Lap		
									Lap	Time	Kph
STCK1000											
1	33 Daniel VALLE	ESP		YAMAHA	10	17:45.422		157.5	3	1:45.413	159.7
2	21 Eduardo MONTERO	ESP	TEAM HONDA LAGLISSE	HONDA	10	17:45.884	+0.462	157.4	6	1:45.731	159.2
3	83 David SALVADOR	ESP	YAMAHA MS RACING	YAMAHA	10	17:46.311	+0.889	157.3	3	1:45.568	159.4
4	57 Dorian DA-RE	FRA			9	16:27.265	1 Lap	152.9	2	1:47.867	156.0
5	38 Ola NESBAKKEN	ESP	YAMAHA TEAM SCANDINAVIA	YAMAHA	9	16:33.358	1 Lap	152.0	3	1:49.000	154.4
Not classified											
37	Corey TINKER	GBR		YAMAHA	8	14:36.478	2 Laps		7	1:48.498	155.1
Not Started											
4	Javier ARTIME	ESP	CERBA PROMORACING TEAM	YAMAHA			10 Laps				
81	Aleix VIU	ESP	BMW EASYRACE TEAM				10 Laps				
SBK											
1	10 Unai ORRADRE	ESP	TEAM HONDA LAGLISSE	HONDA	10	17:29.954		159.8	3	1:44.232	161.5
2	12 Borja GOMEZ	ESP	TEAM HONDA LAGLISSE	HONDA	10	17:30.454	+0.500	159.7	2	1:44.136	161.6
3	43 Simon JESPERSEN	DEN	TEAM SCANDINAVIA	YAMAHA	10	17:36.587	+6.633	158.8	2	1:44.360	161.3
4	1 Ivo LOPES	POR	BMW EASYRACE TEAM	BMW	10	17:41.216	+11.262	158.1	3	1:45.108	160.1
5	5 Christophe PONSSON	FRA	GIL MOTOR SPORT	BMW	10	17:45.215	+15.261	157.5	3	1:45.459	159.6
6	40 Roman RAMOS	ESP	KAWASAKI PALMETO PL RACING	KAWASAKI	10	17:54.800	+24.846	156.1	2	1:44.569	160.9
7	25 Davide DE PATRE	ITA		BMW	9	16:37.105	1 Lap	151.4	2	1:48.526	155.1
Not classified											
53	Tito RABAT	ESP		KAWASAKI	9	15:47.289	1 Lap		2	1:44.023	161.8
44	Steven ODENDAAL	RSA	NEW2 PROJECT	YAMAHA	8	14:06.313	2 Laps		3	1:44.660	160.8
27	Filippo ROVELLI	ITA		BMW	3	5:17.546	7 Laps		2	1:44.251	161.4

Published at:

Track Status: **DRY**

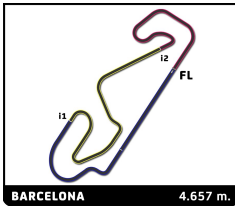
<p>Director de Carrera: Rafa Vilarrúbias</p>	<p>Cronometraje: Denis del Pozo</p>
---	--



SBK
RFME ESBK 2024
Carrera 1
Lap Chart

Revised

No	Pos	Grid	Lap											
			1	2	3	4	5	6	7	8	9	10		
10	1	10	10	10	10	10	10	10	10	10	10	10	10	10
43	2	43	27	27	12	12	12	12	12	12	12	12	12	12
12	3	12	12	12	27	53	53	53	53	53	53	53	53	43
27	4	27	53	53	53	43	43	43	43	43	43	43	1	
53	5	53	40	40	43	40	40	40	44	44	1	5		
1	6	1	43	43	40	44	44	44	40	40	5	33		
40	7	40	1	44	44	1	1	1	1	1	33	21		
44	8	44	44	1	1	5	5	5	5	5	21	83		
33	9	33	83	5	5	33	33	33	33	33	83	40		
83	10	83	5	83	83	83	83	83	83	21	40			
5	11	5	21	33	33	21	21	21	21	83	57			
21	12	21	33	21	21	57	57	57	57	37	38			
57	13	57	57	57	57	37	37	37	37	57	25			
25	14	25	37	25	25	25	25	38	38	38				
38	15	38	25	37	37	38	38	25	25	25				
4	16	4	38	38	38									
37	17	37												
81	18	81												

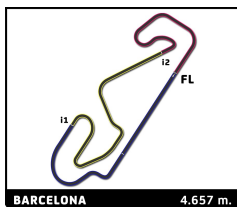


SBK
RFME ESBK 2024
Carrera 1

Revised

Best Sector Times

Sector 1			Sector 2			Sector 3			Pos	No Rider	Ideal Lap	Best Lap	
Pos	No Rider	Time	No Rider	Time	No Rider	Time							
1	10 U.ORRADRE	17.751	53 T.RABAT	32.625	53 T.RABAT	21.311	1	53 T.RABAT	1:43.846	1:44.023	(1)		
2	27 F.ROVELLI	17.789	12 B.GOMEZ	32.625	10 U.ORRADRE	21.440	2	12 B.GOMEZ	1:44.014	1:44.136	(2)		
3	12 B.GOMEZ	17.812	43 S.JESPERSEN	32.647	12 B.GOMEZ	21.448	3	10 U.ORRADRE	1:44.127	1:44.232	(3)		
4	43 S.JESPERSEN	17.945	10 U.ORRADRE	32.663	43 S.JESPERSEN	21.505	4	27 F.ROVELLI	1:44.198	1:44.251	(4)		
5	40 R.RAMOS	17.985	27 F.ROVELLI	32.665	40 R.RAMOS	21.544	5	43 S.JESPERSEN	1:44.259	1:44.360	(5)		
6	53 T.RABAT	18.008	44 S.ODENDAAL	32.666	27 F.ROVELLI	21.563	6	40 R.RAMOS	1:44.415	1:44.569	(6)		
7	5 C.PONSSON	18.020	40 R.RAMOS	32.761	44 S.ODENDAAL	21.619	7	44 S.ODENDAAL	1:44.467	1:44.660	(7)		
8	1 I.LOPES	18.054	1 I.LOPES	32.819	1 I.LOPES	21.645	8	33 D.VALLE	1:44.911	1:45.413	(9)		
9	33 D.VALLE	18.057	33 D.VALLE	32.942	83 D.SALVADOR	21.688	9	1 I.LOPES	1:45.052	1:45.108	(8)		
10	44 S.ODENDAAL	18.073	5 C.PONSSON	32.979	5 C.PONSSON	21.729	10	5 C.PONSSON	1:45.269	1:45.459	(10)		
11	21 E.MONTERO	18.096	83 D.SALVADOR	33.034	33 D.VALLE	21.758	11	83 D.SALVADOR	1:45.283	1:45.568	(11)		
12	83 D.SALVADOR	18.134	21 E.MONTERO	33.043	21 E.MONTERO	21.760	12	21 E.MONTERO	1:45.511	1:45.731	(12)		
13	57 D.DA-RE	18.483	57 D.DA-RE	33.717	57 D.DA-RE	22.189	13	57 D.DA-RE	1:47.409	1:47.867	(13)		
14	38 O.NESBAKKEN	18.585	25 D.DE PATRE	33.777	37 C.TINKER	22.412	14	37 C.TINKER	1:48.367	1:48.498	(14)		
15	37 C.TINKER	18.665	37 C.TINKER	33.936	25 D.DE PATRE	22.445	15	25 D.DE PATRE	1:48.430	1:48.526	(15)		
16	25 D.DE PATRE	18.681	38 O.NESBAKKEN	34.037	38 O.NESBAKKEN	22.495	16	38 O.NESBAKKEN	1:48.921	1:49.000	(16)		

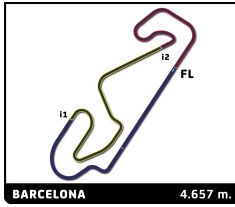


SBK
RFME ESBK 2024
Carrera 1

Best Top Speed

Revised

No Rider	Team	Class	Top 1		Top 2		Top 3		Top 4		Top 5		Avg	
			Kph	Lap	Kph	Lap	Kph	Lap	Kph	Lap	Kph	Lap		
21	Eduardo MONTERO	TEAM HONDA LAGLISSE	STCK1000	311.5	2	307.1	7	307.1	4	307.1	3	306.3	10	307.8
5	Christophe PONSSON	GIL MOTOR SPORT	SBK	310.6	2	303.7	3	302.8	4	302.0	6	302.0	5	304.2
12	Borja GOMEZ	TEAM HONDA LAGLISSE	SBK	310.6	2	309.7	9	308.0	10	308.0	8	308.0	7	308.9
10	Unai ORRADRE	TEAM HONDA LAGLISSE	SBK	309.7	10	309.7	7	308.0	9	308.0	4	307.1	8	308.5
33	Daniel VALLE		STCK1000	309.7	2	307.1	4	304.5	3	302.8	6	302.8	5	305.4
83	David SALVADOR	YAMAHA MS RACING	STCK1000	309.7	2	304.5	4	303.7	3	302.8	10	302.0	9	304.5
27	Filippo ROVELLI		SBK	308.0	3	307.1	2	259.5	1					291.5
53	Tito RABAT		SBK	308.0	4	299.5	2	299.5	3	298.7	9	297.9	8	300.7
44	Steven ODENDAAL	NEW2 PROJECT	SBK	307.1	2	302.8	6	298.7	3	298.7	5	298.7	7	301.2
1	Ivo LOPES	BMW EASYRACE TEAM	SBK	305.4	9	305.4	2	302.0	8	302.0	6	301.2	5	303.2
38	Ola NESBAKKEN	YAMAHA TEAM SCANDINAVIA	STCK1000	302.0	5	298.7	2	298.7	6	297.0	3	297.0	4	298.7
43	Simon JESPERSEN	TEAM SCANDINAVIA	SBK	302.0	3	301.2	4	300.3	6	300.3	5	300.3	2	300.8
40	Roman RAMOS	KAWASAKI PALMETO PL RACING	SBK	301.2	2	300.3	6	300.3	4	299.5	8	299.5	5	300.2
25	Davide DE PATRE		SBK	299.5	2	297.9	8	296.2	3	296.2	4	295.4	5	297.0
37	Corey TINKER		STCK1000	298.7	3	296.2	2	296.2	4	295.4	8	293.8	5	296.1
57	Dorian DA-RE		STCK1000	296.2	2	293.8	3	292.3	5	290.7	4	290.7	9	292.7
4	Javier ARTIME	CERBA PROMORACING TEAM	STCK1000											
81	Aleix VIU	BMW EASYRACE TEAM	STCK1000											

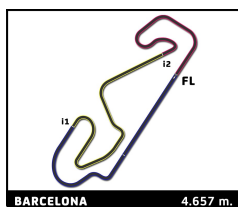


SBK
RFME ESBK 2024
Carrera 1

Revised

Fastest Lap Sequence

Elapsed	No Rider	Team	Bike	Class	Time	Kph	Lap
3:32.273	10 Unai ORRADRE	TEAM HONDA LAGLISSE	HONDA	SBK	1:44.257	161.4	2
3:32.467	27 Filippo ROVELLI		BMW	SBK	1:44.251	161.4	2
3:32.657	12 Borja GOMEZ	TEAM HONDA LAGLISSE	HONDA	SBK	1:44.136	161.6	2
3:32.906	53 Tito RABAT		KAWASAKI	SBK	1:44.023	161.8	2



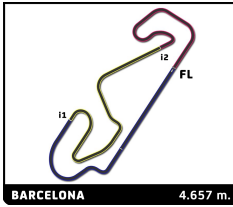
SBK
RFME ESBK 2024
Carrera 1
Analysis by lap

Revised

Lapped

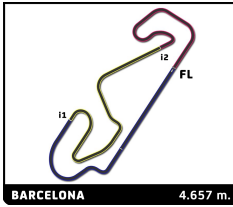
No	Lap Time	Gap	No	Lap Time	Gap	No	Lap Time	Gap	No	Lap Time	Gap	No	Lap Time	Gap
Lap 1			10	1:44.290		40	1:46.031	6.696						
10	1:48.016	0.000	12	1:44.302	0.580	1	1:45.308	7.625						
27	1:48.216	0.200	53	1:44.731	1.589	5	1:46.096	10.340						
12	1:48.521	0.505	43	1:45.137	2.846	33	1:46.132	10.551						
53	1:48.883	0.867	40	1:45.326	3.552	83	1:46.341	11.960						
40	1:49.349	1.333	44	1:45.142	3.787	21	1:45.848	12.006						
43	1:49.650	1.634	1	1:45.495	5.671	57	1:49.640	32.413						
1	1:49.984	1.968	5	1:45.611	6.310	37	1:48.498	32.623						
44	1:50.075	2.059	33	1:45.433	6.589	38	1:49.726	38.386						
83	1:50.282	2.266	83	1:45.856	6.949	25	1:50.170	39.092						
5	1:50.426	2.410	21	1:46.175	8.617	Lap 8								
21	1:50.982	2.966	57	1:49.642	17.516	10	1:44.814							
33	1:51.066	3.050	37	1:49.444	20.054	12	1:44.551	0.531						
57	1:52.166	4.150	25	1:51.663	22.085	53	1:44.919	2.549						
37	1:53.593	5.577	38	1:49.723	22.271	43	1:45.177	5.364						
25	1:53.928	5.912	Lap 5			44	1:45.579	6.715						
38	1:54.985	6.969	10	1:44.830		40	1:46.176	8.058						
Lap 2			12	1:44.665	0.415	1	1:45.615	8.426						
10	1:44.257		53	1:44.925	1.684	5	1:46.167	11.693						
27	1:44.251	0.194	43	1:45.427	3.443	33	1:46.114	11.851						
12	1:44.136	0.384	40	1:45.380	4.102	21	1:45.787	12.979						
53	1:44.023	0.633	44	1:45.323	4.280	83	1:46.258	13.404						
40	1:44.569	1.645	1	1:45.315	6.156	37	1:49.071	36.880						
43	1:44.360	1.737	5	1:45.856	7.336	57	1:49.699	37.298						
44	1:44.705	2.507	33	1:45.907	7.666	38	1:49.702	43.274						
1	1:45.879	3.590	83	1:46.372	8.491	25	1:50.479	44.757						
5	1:45.609	3.762	21	1:45.799	9.586	Lap 9								
83	1:46.038	4.047	57	1:49.641	22.327	10	1:45.231							
33	1:45.472	4.265	37	1:49.420	24.644	12	1:45.069	0.369						
21	1:46.401	5.110	25	1:50.494	27.749	53	1:45.142	2.460						
57	1:47.867	7.760	38	1:50.482	27.923	43	1:45.187	5.320						
25	1:48.526	10.181	Lap 6			1	1:46.513	9.708						
37	1:49.088	10.408	10	1:44.651		5	1:46.941	13.403						
38	1:49.358	12.070	12	1:44.807	0.571	33	1:47.314	13.934						
Lap 3			53	1:45.006	2.039	21	1:46.938	14.686						
10	1:44.232		43	1:45.334	4.126	83	1:46.836	15.009						
12	1:44.416	0.568	40	1:45.722	5.173	40	1:59.878	22.705						
27	1:45.079	1.041	44	1:45.643	5.272	57	1:50.369	42.436						
53	1:44.747	1.148	1	1:45.320	6.825	38	1:50.486	48.529						
43	1:44.494	1.999	5	1:46.067	8.752	25	1:52.750	52.276						
40	1:45.103	2.516	33	1:45.912	8.927	Lap 10								
44	1:44.660	2.935	83	1:46.287	10.127	10	1:45.125							
1	1:45.108	4.466	21	1:45.731	10.666	12	1:45.256	0.500						
5	1:45.459	4.989	57	1:49.605	27.281	43	1:46.438	6.633						
83	1:45.568	5.383	37	1:48.640	28.633	1	1:46.679	11.262						
33	1:45.413	5.446	38	1:49.896	33.168	5	1:46.983	15.261						
21	1:45.854	6.732	25	1:50.332	33.430	33	1:46.659	15.468						
57	1:48.636	12.164	Lap 7			21	1:46.369	15.930						
25	1:48.763	14.712	10	1:44.508		83	1:46.473	16.357						
37	1:48.724	14.900	12	1:44.731	0.794	40	1:47.266	24.846						
38	1:49.000	16.838	53	1:44.913	2.444									
Lap 4			43	1:45.383	5.001									
			44	1:45.186	5.950									

Revised



SBK
RFME ESBK 2024
Carrera 1
Sector Analysis

Invalidated Lap							Personal Best							Session Best							Crossing the pit lane																																																							
Lap	Time	Sector 1	Sector 2	Sector 3	Sector 4	T.Spd	Lap	Time	Sector 1	Sector 2	Sector 3	Sector 4	T.Spd	Lap	Time	Sector 1	Sector 2	Sector 3	Sector 4	T.Spd	Lap	Time	Sector 1	Sector 2	Sector 3	Sector 4	T.Spd																																																	
10 Unai ORRADRE ESP TEAM HONDA LAGLISSE HONDA							3	1:45.459	18.123	32.979	21.735	32.622	303.7	4	1:45.611	18.028	33.090	21.729	32.764	302.8	5	1:45.856	18.119	33.103	21.763	32.871	302.0	6	1:46.067	18.020	33.187	21.800	33.060	302.0	7	1:46.096	18.039	33.289	21.856	32.912	300.3	8	1:46.167	18.079	33.190	21.867	33.031	301.2	9	1:46.941	18.069	33.431	22.355	33.086	300.3	10	1:46.983	18.130	33.511	22.261	33.081	299.5														
12 Borja GOMEZ ESP TEAM HONDA LAGLISSE HONDA							1	1:51.066	22.859	33.651	22.016	32.540	254.6	2	1:45.472	18.301	33.174	21.843	32.154	309.7	3	1:45.413	18.118	33.001	21.758	32.536	304.5	4	1:45.433	18.057	32.942	21.762	32.672	307.1	5	1:45.907	18.157	33.096	21.886	32.768	302.8	6	1:45.912	18.171	33.058	21.886	32.797	302.8	7	1:46.132	18.204	33.210	21.992	32.726	301.2	8	1:46.114	18.251	33.179	21.847	32.837	301.2	9	1:47.314	18.210	33.420	22.773	32.911	298.7	10	1:46.659	18.261	33.256	22.418	32.724	298.7
33 Daniel VALLE ESP YAMAHA							1	1:50.982	22.684	33.725	21.937	32.636	258.9	2	1:46.401	18.315	33.497	21.977	32.612	311.5	3	1:45.854	18.096	33.165	21.864	32.729	307.1	4	1:46.175	18.219	33.236	21.885	32.835	307.1	5	1:45.799	18.233	33.043	21.882	32.641	304.5	6	1:45.731	18.104	33.149	21.760	32.718	306.3	7	1:45.848	18.215	33.102	21.839	32.692	307.1	8	1:45.787	18.238	33.097	21.802	32.650	305.4	9	1:46.938	18.106	33.166	22.803	32.863	306.3	10	1:46.369	18.243	33.191	22.092	32.843	306.3
21 Eduardo MONTERO ESP TEAM HONDA LAGLISSE HONDA							1	1:50.282	22.839	33.281	21.735	32.427	259.5	2	1:46.038	18.273	33.509	21.688	32.568	309.7	3	1:45.568	18.134	33.034	21.829	32.571	303.7	4	1:45.856	18.236	33.064	21.875	32.681	304.5	5	1:46.372	18.585	33.191	21.806	32.790	301.2	6	1:46.287	18.192	33.288	21.889	32.918	300.3	7	1:46.341	18.164	33.253	21.918	33.006	298.7	8	1:46.258	18.387	33.125	22.035	32.711	297.0	9	1:46.836	18.191	33.243	22.386	33.016	302.0	10	1:46.473	18.163	33.223	22.226	32.861	302.8
83 David SALVADOR ESP YAMAHA MS RACING YAMAHA							1	1:49.349	21.879	33.375	21.970	32.125	258.2	2	1:44.569	17.985	32.761	21.544	32.279	301.2	3	1:45.103	18.281	32.909	21.568	32.345	297.9	4	1:45.326	18.132	32.797	21.600	32.797	300.3	5	1:45.380	18.296	32.833	21.694	32.557	299.5	6	1:45.722	18.176	33.110	21.747	32.689	300.3	7	1:46.031	18.357	33.097	21.739	32.838	296.2																					
40 Roman RAMOS ESP KAWASAKI PALMETO PL RACING KAWASAKI							1	1:49.984	21.717	33.320	22.152	32.795	257.0	2	1:45.879	18.412	33.060	21.873	32.534	305.4	3	1:45.108	18.074	32.819	21.665	32.550	301.2	4	1:45.495	18.167	32.970	21.674	32.684	300.3	5	1:45.315	18.120	32.920	21.711	32.564	301.2	6	1:45.320	18.054	32.997	21.724	32.545	302.0	7	1:45.308	18.080	32.984	21.645	32.599	299.5	8	1:45.615	18.312	32.984	21.670	32.649	302.0	9	1:46.513	18.139	33.271	22.355	32.748	305.4	10	1:46.679	18.234	33.186	22.453	32.806	299.5
43 Simon JESPERSEN DEN TEAM SCANDINAVIA YAMAHA							1	1:50.426	22.339	33.451	22.049	32.587	260.1	2	1:45.609	18.306	33.018	21.744	32.541	310.6																																																								
1 Ivo LOPES POR BMW EASYRACE TEAM BMW							1	1:50.426	22.339	33.451	22.049	32.587	260.1	2	1:45.609	18.306	33.018	21.744	32.541	310.6																																																								
5 Christophe PONSSON FRA GIL MOTOR SPORT BMW							1	1:50.426	22.339	33.451	22.049	32.587	260.1	2	1:45.609	18.306	33.018	21.744	32.541	310.6																																																								



SBK
RFME ESBK 2024
Carrera 1
Sector Analysis

— Invalidated Lap ■ Personal Best ■ Session Best B Crossing the pit lane

Lap	Time	Sector 1	Sector 2	Sector 3	Sector 4	T.Sp	Lap	Time	Sector 1	Sector 2	Sector 3	Sector 4	T.Sp
8	1:46.176	18.190	33.127	21.858	33.001	299.5	4	1:45.142	18.091	32.952	21.685	32.414	297.9
9	1:59.878	18.217	33.254	35.217	33.190	298.7	5	1:45.323	18.164	33.000	21.736	32.423	298.7
10	1:47.266	18.343	33.238	22.739	32.946	293.8	6	1:45.643	18.183	33.247	21.694	32.519	302.8

57 **Dorian DA-RE** FRA

1	1:52.166	23.174	33.717	22.255	33.020	254.6
2	1:47.867	18.483	33.992	22.189	33.203	296.2
3	1:48.636	18.574	34.065	22.634	33.363	293.8
4	1:49.642	18.771	34.382	22.577	33.912	290.7
5	1:49.641	18.848	34.400	22.660	33.733	292.3
6	1:49.605	18.715	34.494	22.732	33.664	289.1
7	1:49.640	18.830	34.581	22.629	33.600	286.9
8	1:49.699	19.124	34.157	22.786	33.632	285.4
9	1:50.369	18.818	34.227	23.398	33.926	290.7

37 **Corey TINKER** GBR
YAMAHA

1	1:53.593	23.347	34.310	22.494	33.442	255.8
2	1:49.088	18.763	34.286	22.547	33.492	296.2
3	1:48.724	18.841	34.000	22.529	33.354	298.7
4	1:49.444	18.839	33.936	22.552	34.117	296.2
5	1:49.420	19.027	34.048	22.707	33.638	293.8
6	1:48.640	18.665	34.013	22.453	33.509	293.0
7	1:48.498	18.785	33.941	22.412	33.360	293.0
8	1:49.071	18.702	34.105	22.671	33.593	295.4

38 **Ola NESBAKKEN** ESP
YAMAHA TEAM SCANDINAVIA YAMAHA

1	1:54.985	23.704	34.626	22.677	33.978	263.2
2	1:49.358	18.647	34.288	22.619	33.804	298.7
3	1:49.000	18.585	34.087	22.523	33.805	297.0
4	1:49.723	18.737	34.037	22.702	34.247	297.0
5	1:50.482	19.779	34.309	22.590	33.804	302.0
6	1:49.896	18.637	34.406	22.605	34.248	298.7
7	1:49.726	18.830	34.277	22.495	34.124	294.6
8	1:49.702	18.664	34.259	22.609	34.170	295.4
9	1:50.486	18.800	34.510	22.946	34.230	293.8

27 **Filippo ROVELLI** ITA
BMW

1	1:48.216	21.599	32.846	21.590	32.181	259.5
2	1:44.251	17.789	32.665	21.566	32.231	307.1
3	1:45.079	18.205	32.975	21.563	32.336	308.0

25 **Davide DE PATRE** ITA
BMW

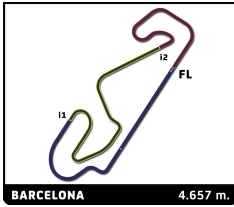
1	1:53.928	23.481	33.906	22.862	33.679	263.2
2	1:48.526	18.681	33.777	22.521	33.547	299.5
3	1:48.763	18.747	33.951	22.538	33.527	296.2
4	1:51.663	18.783	33.934	22.445	36.501	296.2
5	1:50.494	19.096	34.536	22.830	34.032	295.4
6	1:50.332	19.109	34.472	22.741	34.010	293.0
7	1:50.170	18.894	34.464	22.672	34.140	294.6
8	1:50.479	18.963	34.261	22.882	34.373	297.9
9	1:52.750	19.276	34.885	23.666	34.923	291.5

53 **Tito RABAT** ESP
KAWASAKI

1	1:48.883	22.114	33.032	21.835	31.902	255.2
2	1:44.023	18.035	32.625	21.311	32.052	299.5
3	1:44.747	18.100	32.863	21.570	32.214	299.5
4	1:44.731	18.018	32.820	21.576	32.317	308.0
5	1:44.925	18.147	32.730	21.682	32.366	296.2
6	1:45.006	18.173	32.811	21.642	32.380	297.0
7	1:44.913	18.008	32.818	21.630	32.457	297.0
8	1:44.919	18.020	32.888	21.704	32.307	297.9
9	1:45.142	18.040	32.932	21.695	32.475	298.7

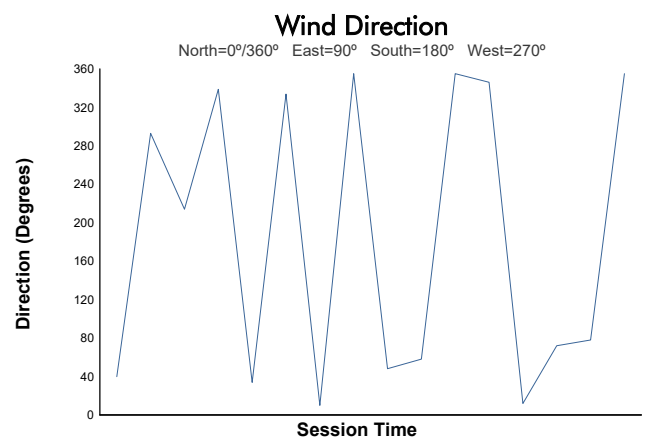
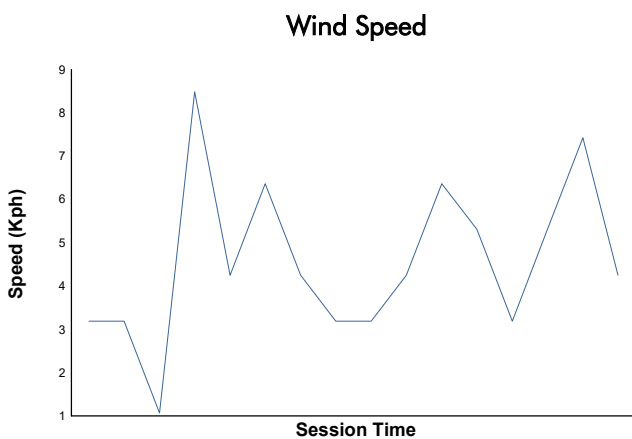
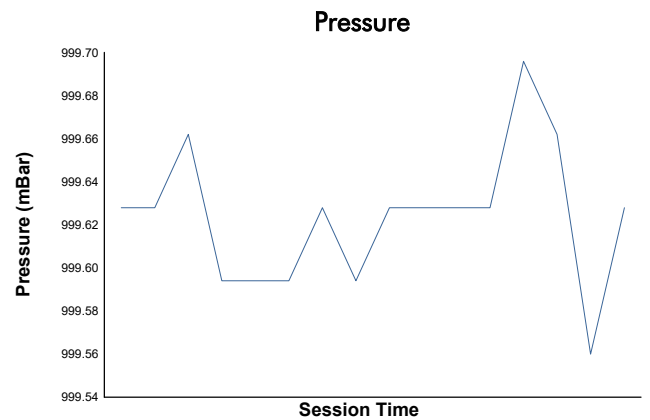
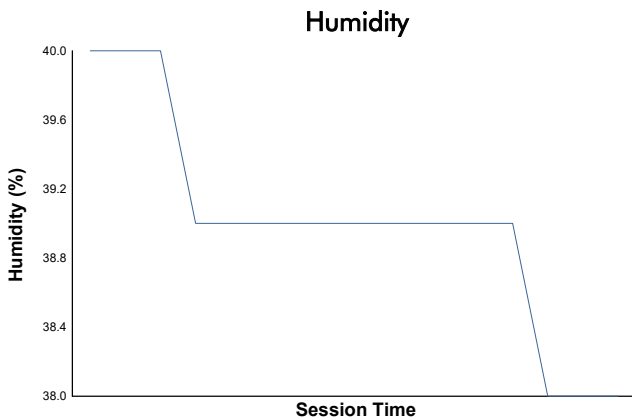
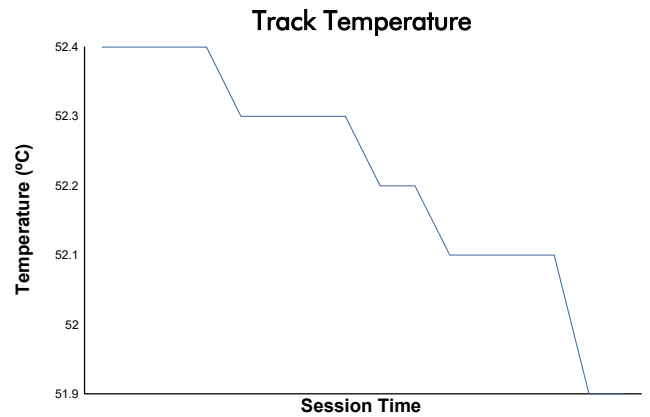
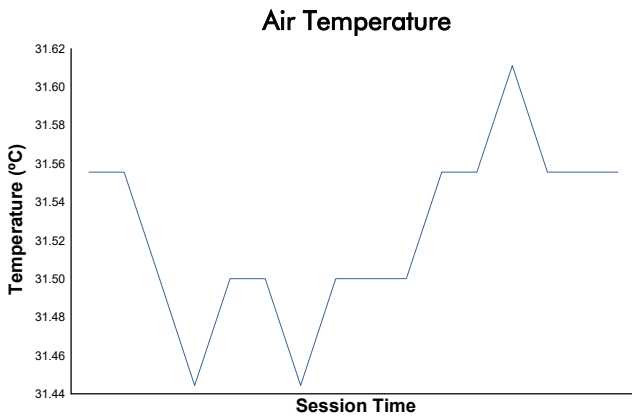
44 **Steven ODENDAAL** RSA
NEW2 PROJECT YAMAHA

1	1:50.075	22.154	33.391	22.036	32.494	254.0
2	1:44.705	18.227	32.666	21.668	32.144	307.1
3	1:44.660	18.207	32.725	21.619	32.109	298.7



RFME ESBK 2024
SBK
Carrera 1
Weather Report

Revised



Track Status: **DRY**