



6 Y 7 DE ABRIL

CIRCUITO DE JEREZ
ÁNGEL NIETO

d16

Supersport NG

Entrenamientos Cronometrados

RESULTADOS ENTRENAMIENTOS

CONDICIONES ATMOSFERICAS: **Soleado**

ESTADO DE LA PISTA: **Seca**

| Ord. | # | Piloto | Licencia | Club | Marca | NV | VR | Tiempo | Gap | Intv | VMax |
|---|-------|----------------------|----------|----------------------|----------|----|----|----------|-------|-------|-------|
| 1 | 20 | Melvin VD VOORT | NED | YAMAHA MS RACING | YAMAHA | 11 | 9 | 1:42.854 | ---- | ---- | 237,7 |
| 2 | 4 | Eric FERNANDEZ | ESP | TEAM SPEED RACING | | 13 | 13 | 1:43.106 | 0.252 | 0.252 | 240,9 |
| 3 | 73 st | Jacopo CRETARO | ITA | PS RACING | | 11 | 8 | 1:43.317 | 0.463 | 0.211 | 234,8 |
| 4 | 37 | Mauro GONZALEZ | ESP | TEAM SPEED RACING | | 13 | 12 | 1:43.917 | 1.063 | 0.600 | 239,9 |
| 5 | 38 | Juan RODRIGUEZ | ESP | I+DENT | | 13 | 9 | 1:43.930 | 1.076 | 0.013 | 238,0 |
| 6 | 58 st | Jose Luis ARMARIO | ESP | SUPERHUGO 44 TEAM | YAMAHA | 10 | 8 | 1:44.160 | 1.306 | 0.230 | 233,7 |
| 7 | 19 | Joan DIAZ | ESP | PS RACING TEAM | | 12 | 7 | 1:44.233 | 1.379 | 0.073 | 233,6 |
| 8 | 25 | Andy VERDOIA | FRA | TEAM HONDA LAGLISSE | HONDA | 12 | 9 | 1:44.577 | 1.724 | 0.345 | 230,3 |
| 9 | 21 st | Sho NISHIMURA | JPN | | YAMAHA | 10 | 9 | 1:44.629 | 1.775 | 0.051 | 228,2 |
| 10 | 33 | Filip REHACEK | CZE | NEW2 PROJECT | YAMAHA | 11 | 9 | 1:44.949 | 2.095 | 0.320 | 234,9 |
| 11 | 43 | Harry KHOURI | AUS | ANDOTRANS TEAM TORR | YAMAHA | 13 | 9 | 1:44.988 | 2.134 | 0.039 | 233,8 |
| 12 | 47 st | Tibor Erik VARGA | HUN | | YAMAHA | 13 | 13 | 1:45.142 | 2.288 | 0.154 | 234,4 |
| 13 | 31 st | Alberto GARCIA | ESP | ADN VG RACING | YAMAHA | 10 | 9 | 1:45.172 | 2.318 | 0.030 | 230,3 |
| 14 | 16 | Alvaro FUERTES | ESP | | | 7 | 7 | 1:45.191 | 2.337 | 0.019 | 228,4 |
| 15 | 68 | Carter J BROWN | GBR | | YAMAHA | 12 | 2 | 1:45.289 | 2.435 | 0.098 | 240,3 |
| 16 | 55 | Guillermo M MORENO | ESP | | KAWASAKI | 14 | 4 | 1:45.912 | 3.058 | 0.623 | 238,9 |
| 17 | 26 st | Francisco J RUIZ | ESP | | | 12 | 9 | 1:46.102 | 3.249 | 0.191 | 231,1 |
| 18 | 91 st | Taiyo AKSU | AUS | ARCO SASH MOTOR UNIV | YAMAHA | 11 | 3 | 1:46.395 | 3.541 | 0.292 | 234,3 |
| 19 | 57 st | Francisco J PALOMERA | ESP | CERBA PROMORACING TE | YAMAHA | 14 | 12 | 1:46.547 | 3.693 | 0.152 | 234,3 |
| 20 | 22 st | Declan V ROSMALEN | AUS | | YAMAHA | 12 | 10 | 1:46.949 | 4.095 | 0.402 | 229,5 |
| 21 | 61 st | Javier DEL OLMO | ESP | KAWASAKI PALMETO PLR | KAWASAKI | 14 | 12 | 1:46.955 | 4.101 | 0.006 | 233,2 |
| 22 | 67 st | Gonçalo DIAS | POR | EASYRACE TEAM | | 5 | 3 | 1:47.089 | 4.235 | 0.134 | 233,8 |
| 23 | 10 | Leungo K GAOREKWE | RSA | I+DENT RACING TEAM | | 10 | 10 | 1:47.174 | 4.320 | 0.085 | 231,3 |
| 24 | 80 | Cameron RENDE | AUS | TEAM SPEED RACING | | 14 | 8 | 1:47.476 | 4.622 | 0.302 | 236,1 |
| 25 | 7 st | Diego HERNANDO | ESP | ARCO YAMAHA MOTOR U | YAMAHA | 14 | 14 | 1:47.619 | 4.765 | 0.143 | 224,6 |
| 26 | 32 st | Rodrigo VALENTE | POR | ILUSION RACING | YAMAHA | 7 | 5 | 1:47.884 | 5.030 | 0.265 | 233,6 |
| 27 | 99 | Morgan MC-LAREN | NZL | | YAMAHA | 15 | 10 | 1:48.354 | 5.500 | 0.470 | 228,6 |
| 28 | 17 st | Tymur KOSTIN | UKR | | YAMAHA | 13 | 13 | 1:48.732 | 5.878 | 0.378 | 225,1 |
| 29 | 88 | Sviatoslav PYLYPENKO | UKR | ANDOTRANS TEAM TORR | YAMAHA | 7 | 7 | 1:49.620 | 6.766 | 0.888 | 231,2 |
| 30 | 75 st | Daniel M LANUZA | USA | EASYRACE TEAM | | 12 | 11 | 1:50.275 | 7.421 | 0.655 | 228,4 |
| 31 | 60 st | Isaac RUIVINHO | POR | | YAMAHA | 14 | 14 | 1:50.776 | 7.922 | 0.501 | 225,6 |
| No Clasificado Tiempo Mínimo para Clasificar.- 1:53.139 Porcentaje para Clasificar: 110% | | | | | | | | | | | |
| 76 | | Claudio DE STEFANO | ITA | | YAMAHA | 3 | 1 | 1:58.941 | | | |

Circuito de Jerez, 6 DE ABRIL DE 2024

| | | |
|-----------|------------------------|---|
| EL JURADO | EL DIRECTOR DE CARRERA | EL OFICIAL DE CRONOMETRAJE |
| Hora: | Hora: | RESULTADOS PUBLICADOS A LAS 11:20 HORAS |

Live Timing live.crono-jerez.com



Pág 1 de 1





6 Y 7 DE ABRIL

CIRCUITO DE JEREZ
ÁNGEL NIETO

d18

Supersport NG Entrenamientos Cronometrados VUELTA A VUELTA

| Vuelta | 4 | 7 | 10 | 16 | 17 | 19 | 20 | 21 | 22 | 25 | 26 | 31 |
|--------|-----------|-----------|-----------|-----------|-----------|-----------|-----------|-----------|-----------|-----------|-----------|-----------|
| 1 | 1:51.905 | 1:53.150 | 1:56.046 | 1:50.628 | 1:54.055 | 1:52.150 | 1:50.849 | 1:56.150 | 1:58.212 | 1:53.839 | 1:54.111 | 1:53.298 |
| 2 | PIT EXIT | 1:48.812 | 1:50.641 | 1:47.182 | 1:50.377 | 1:47.179 | 1:45.267 | 1:48.415 | 1:49.303 | 1:44.975 | 1:52.467 | 1:47.062 |
| 3 | 1:50.437 | 1:48.353 | 1:48.589 | 1:47.251 | 1:50.214 | 1:45.823 | 1:43.860 | 1:48.263 | 1:48.436 | 1:45.105 | 1:47.399 | 1:46.573 |
| 4 | 1:44.572 | 1:48.050 | PIT EXIT | 1:47.858 | PIT EXIT | 1:45.774 | 1:50.173 | 1:47.308 | 1:48.651 | 1:44.711 | PIT EXIT | PIT EXIT |
| 5 | 1:44.178 | 1:48.192 | PIT EXIT | PIT EXIT | 2:00.316 | PIT EXIT | 1:44.269 | PIT EXIT | 1:47.893 | 1:44.934 | PIT EXIT | 1:51.829 |
| 6 | PIT EXIT | 1:47.648 | 1:51.886 | 1:52.469 | 1:49.437 | 1:50.127 | PIT EXIT | 2:03.169 | 1:47.786 | PIT EXIT | 1:51.016 | 1:45.472 |
| 7 | PIT EXIT | 1:47.771 | 1:48.404 | 1:45.191* | 1:49.094 | 1:44.233* | 1:48.241 | 1:45.900 | PIT EXIT | 2:00.634 | 1:46.839 | 1:45.390 |
| 8 | 1:47.003 | PIT EXIT | 1:52.222 | | 1:49.550 | PIT EXIT | 1:43.284 | 1:44.921 | 1:56.147 | 1:47.552 | 1:46.390 | 1:45.521 |
| 9 | 1:43.664 | 1:52.568 | 1:47.308 | | 1:49.286 | 1:53.244 | 1:42.854* | 1:44.629* | 1:47.163 | 1:44.577* | 1:46.102* | 1:45.172* |
| 10 | 1:43.166 | 1:48.149 | 1:47.174* | | PIT EXIT | 1:44.755 | PIT EXIT | 1:54.874 | 1:46.949* | 1:53.378 | 1:55.444 | 1:55.255 |
| 11 | 1:45.357 | 1:47.859 | | | 1:56.628 | 1:44.501 | 1:51.451 | | 1:47.307 | 1:44.655 | 1:46.685 | |
| 12 | 1:43.394 | 1:48.267 | | | 1:48.845 | 1:44.930 | | | 1:51.460 | 1:45.527 | 1:48.008 | |
| 13 | 1:43.106* | 1:48.141 | | | 1:48.732* | | | | | | | |
| 14 | | 1:47.619* | | | | | | | | | | |

| Vuelta | 32 | 33 | 37 | 38 | 43 | 47 | 55 | 57 | 58 | 60 | 61 | 67 |
|--------|-----------|-----------|-----------|-----------|-----------|-----------|-----------|-----------|-----------|-----------|-----------|-----------|
| 1 | 1:52.684 | 2:00.909 | 1:50.522 | 1:50.273 | 1:50.988 | 1:57.403 | 1:58.430 | 1:51.793 | 1:51.272 | 1:59.216 | 1:53.259 | 1:51.103 |
| 2 | 1:48.446 | 1:47.189 | 1:45.128 | 1:45.072 | 1:45.977 | PIT EXIT | | 1:48.049 | 1:45.801 | 1:52.509 | 1:47.963 | 1:47.617 |
| 3 | 1:48.026 | 1:46.674 | 1:46.100 | 1:44.263 | 1:45.149 | 1:53.941 | 1:46.017 | 1:47.122 | 1:45.487 | 1:51.837 | 1:47.266 | 1:47.089* |
| 4 | 1:48.116 | 1:46.261 | 1:44.895 | 1:53.077 | 1:45.553 | 1:46.398 | 1:45.912* | 1:47.104 | 1:44.669 | 1:51.395 | 1:47.560 | 1:47.281 |
| 5 | 1:47.884* | 1:46.484 | 1:44.186 | 1:48.051 | 1:45.370 | 1:56.263 | 1:45.938 | 1:47.016 | PIT EXIT | 1:50.854 | 1:47.558 | 1:47.295 |
| 6 | PIT EXIT | PIT EXIT | PIT EXIT | 1:44.301 | PIT EXIT | 1:45.613 | 1:46.599 | 1:48.603 | 1:52.104 | PIT EXIT | PIT EXIT | |
| 7 | 1:52.384 | 1:52.662 | 1:51.976 | PIT EXIT | 1:55.717 | 1:56.593 | PIT EXIT | PIT EXIT | 1:44.576 | 1:58.714 | 1:53.577 | |
| 8 | | 1:46.242 | 1:47.202 | 1:51.185 | 1:46.188 | 1:53.284 | 1:51.541 | 1:50.758 | 1:44.160* | PIT EXIT | 1:47.955 | |
| 9 | | 1:44.949* | 1:50.589 | 1:43.930* | 1:44.988* | PIT EXIT | 1:46.228 | 1:47.588 | PIT EXIT | 1:57.242 | 1:49.809 | |
| 10 | | 1:45.290 | 1:54.759 | 1:44.911 | 1:48.665 | 1:54.533 | 1:46.559 | 1:47.283 | 1:50.050 | 1:51.000 | 1:47.403 | |
| 11 | | 1:47.188 | 1:44.101 | 1:44.171 | 1:45.400 | 1:47.200 | 1:45.996 | 1:47.298 | | 1:51.597 | 1:47.442 | |
| 12 | | | 1:43.917* | 1:49.264 | 1:46.292 | 1:46.181 | 1:46.120 | 1:46.547* | | 1:51.784 | 1:46.955* | |
| 13 | | | 1:48.245 | 1:44.479 | 1:45.050 | 1:45.142* | 1:46.459 | 1:46.984 | | 1:54.942 | 1:47.447 | |
| 14 | | | | | | | 1:46.049 | 1:46.711 | | 1:50.776* | 1:47.274 | |

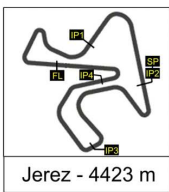
| Vuelta | 68 | 73 | 75 | 76 | 80 | 88 | 91 | 99 | | | | |
|--------|-----------|-----------|-----------|-----------|-----------|-----------|-----------|-----------|--|--|--|--|
| 1 | 2:07.111 | 1:55.508 | 1:56.029 | 1:58.941* | 1:54.341 | PIT EXIT | 1:54.352 | 1:55.166 | | | | |
| 2 | 1:45.289* | 1:45.916 | 1:53.428 | PIT EXIT | 1:48.712 | 1:56.292 | 1:47.648 | 1:51.491 | | | | |
| 3 | 1:45.885 | 1:44.918 | 1:51.777 | 2:00.218 | 1:48.773 | PIT EXIT | 1:46.395* | 1:50.093 | | | | |
| 4 | 1:46.980 | 1:45.695 | 1:54.173 | | 1:48.417 | 1:55.328 | 1:46.476 | 1:49.442 | | | | |
| 5 | 1:46.014 | 1:51.412 | 1:51.397 | | PIT EXIT | 1:50.146 | PIT EXIT | 1:49.789 | | | | |
| 6 | PIT EXIT | PIT EXIT | 1:50.853 | | 1:57.283 | 1:49.800 | 1:56.489 | 1:49.419 | | | | |
| 7 | 1:50.495 | 1:50.156 | PIT EXIT | | 1:50.280 | 1:49.620* | 1:46.768 | 1:49.259 | | | | |
| 8 | 1:46.404 | 1:43.317* | 1:57.536 | | 1:47.476* | | 1:49.831 | 1:48.454 | | | | |
| 9 | 1:47.329 | 1:43.525 | 1:51.195 | | 1:50.032 | | 1:46.915 | 1:48.608 | | | | |
| 10 | 1:46.460 | PIT EXIT | 1:50.725 | | 1:48.331 | | 1:50.162 | 1:48.354* | | | | |
| 11 | 1:46.369 | 1:52.103 | 1:50.275* | | 1:52.554 | | 1:46.679 | PIT EXIT | | | | |
| 12 | 1:46.086 | | 1:51.760 | | 2:02.964 | | | 1:54.843 | | | | |
| 13 | | | | | 1:47.869 | | | 1:49.320 | | | | |
| 14 | | | | | 1:52.773 | | | 1:48.618 | | | | |
| 15 | | | | | | | | 1:48.784 | | | | |

Live Timing live.crono-jerez.com



Pág 1 de 2





6 Y 7 DE ABRIL

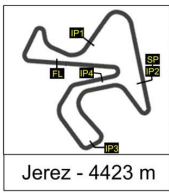
CIRCUITO DE JEREZ
ÁNGEL NIETO

d18

Supersport NG Entrenamientos Cronometrados VUELTA A VUELTA

| | | | | | | | | | | | | |
|--------|----|----|----|----|----|----|----|----|--|--|--|--|
| Vuelta | 68 | 73 | 75 | 76 | 80 | 88 | 91 | 99 | | | | |
|--------|----|----|----|----|----|----|----|----|--|--|--|--|



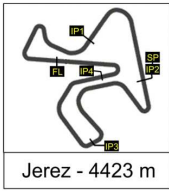


6 Y 7 DE ABRIL
CIRCUITO DE JEREZ
ÁNGEL NIETO

d19

Supersport NG Entrenamientos Cronometrados ANALISIS

| Número | 4 | | 7 | | 10 | | 16 | | 17 | | 19 | | 20 | |
|-----------|--------|--------|--------|--------|--------|--------|--------|--------|--------|--------|--------|--------|--------|--------|
| Vta | Sector | Vuelta | Sector | Vuelta | Sector | Vuelta | Sector | Vuelta | Sector | Vuelta | Sector | Vuelta | Sector | Vuelta |
| 15 | IP1 | | | | | | | | | | | | | |
| | IP2 | | | | | | | | | | | | | |
| | IP3 | | | | | | | | | | | | | |
| | FL | | | | | | | | | | | | | |

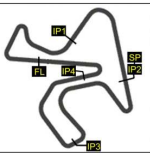


6 Y 7 DE ABRIL
CIRCUITO DE JEREZ
ÁNGEL NIETO

d19

Supersport NG Entrenamientos Cronometrados ANALISIS

| Número | 21 | | 22 | | 25 | | 26 | | 31 | | 32 | | 33 | |
|-----------|-------------------------|--------|--------|--------|--------|--------|--------|--------|--------|--------|--------|--------|--------|--------|
| Vta | Sector | Vuelta | Sector | Vuelta | Sector | Vuelta | Sector | Vuelta | Sector | Vuelta | Sector | Vuelta | Sector | Vuelta |
| 15 | IP1 IP2 IP3 FL | | | | | | | | | | | | | |



Jerez - 4423 m



6 Y 7 DE ABRIL
CIRCUITO DE JEREZ
ÁNGEL NIETO

d19

Supersport NG Entrenamientos Cronometrados ANALISIS

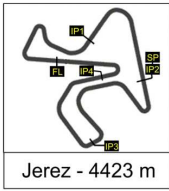
| Número | 37 | | 38 | | 43 | | 47 | | 55 | | 57 | | 58 | | |
|--------|-----|--------|----------|--------|----------|--------|----------|--------|----------|--------|----------|--------|----------|--------|----------|
| | Vta | Sector | Vuelta | Sector | Vuelta | Sector | Vuelta | Sector | Vuelta | Sector | Vuelta | Sector | Vuelta | | |
| 1 | IP1 | 28.657 | 28.657 | 28.378 | 28.378 | 29.248 | 29.248 | 30.303 | 30.303 | 36.341 | 36.341 | 29.442 | 29.442 | 30.428 | 30.428 |
| | IP2 | 16.019 | 44.676 | 16.217 | 44.595 | 16.393 | 45.641 | 17.350 | 47.653 | 16.264 | 52.605 | 16.287 | 45.729 | 16.069 | 46.497 |
| | IP3 | 32.647 | 1:17.323 | 32.001 | 1:16.596 | 32.283 | 1:17.924 | 34.537 | 1:22.190 | 32.306 | 1:24.911 | 32.671 | 1:18.400 | 31.678 | 1:18.175 |
| | FL | 33.199 | 1:50.522 | 33.677 | 1:50.273 | 33.064 | 1:50.988 | 35.214 | 1:57.403 | 33.519 | 1:58.430 | 33.393 | 1:51.793 | 33.097 | 1:51.272 |
| 14 | IP1 | | | 26.925 | 26.925 | | | | | 26.042 | 26.042 | 26.343 | 26.343 | | |
| | IP2 | | | 16.299 | 43.224 | | | | | 15.811 | 41.853 | 15.860 | 42.203 | | |
| | IP3 | | | 32.896 | 1:16.120 | | | | | 31.440 | 1:13.293 | 31.602 | 1:13.805 | | |
| | FL | | | | | | | | | 32.756 | 1:46.049 | 32.906 | 1:46.711 | | |

Live Timing: live.crono-jerez.com



Pág 1 de 2



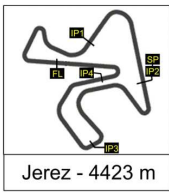


6 Y 7 DE ABRIL
CIRCUITO DE JEREZ
ÁNGEL NIETO

d19

Supersport NG Entrenamientos Cronometrados ANALISIS

| Número | 37 | | 38 | | 43 | | 47 | | 55 | | 57 | | 58 | |
|-----------|--------|--------|--------|--------|--------|--------|--------|--------|--------|--------|--------|--------|--------|--------|
| Vta | Sector | Vuelta | Sector | Vuelta | Sector | Vuelta | Sector | Vuelta | Sector | Vuelta | Sector | Vuelta | Sector | Vuelta |
| 15 | IP1 | | | | | | | | | | | | | |
| | IP2 | | | | | | | | | | | | | |
| | IP3 | | | | | | | | | | | | | |
| | FL | | | | | | | | | ---- | | ---- | | |

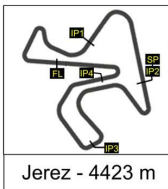


6 Y 7 DE ABRIL
CIRCUITO DE JEREZ
ÁNGEL NIETO

d19

Supersport NG Entrenamientos Cronometrados ANÁLISIS

| Número | 60 | | 61 | | 67 | | 68 | | 73 | | 75 | | 76 | |
|-----------|--------|--------|--------|--------|--------|--------|--------|--------|--------|--------|--------|--------|--------|--------|
| Vta | Sector | Vuelta | Sector | Vuelta | Sector | Vuelta | Sector | Vuelta | Sector | Vuelta | Sector | Vuelta | Sector | Vuelta |
| 15 | IP1 | | | | | | | | | | | | | |
| | IP2 | | | | | | | | | | | | | |
| | IP3 | | | | | | | | | | | | | |
| | FL | ----- | | ----- | | | | | | | | | | |



6 Y 7 DE ABRIL
CIRCUITO DE JEREZ
ÁNGEL NIETO

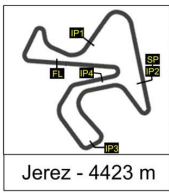
d19

Supersport NG

Entrenamientos Cronometrados

ANÁLISIS

| Número | 80 | | 88 | | 91 | | 99 | | 0 | | 0 | | 0 | | |
|--------|-----|---------|----------|---------|----------|---------|----------|---------|----------|--------|--------|--------|--------|--------|--------|
| | Vta | Sector | Vuelta | Sector | Vuelta | Sector | Vuelta | Sector | Vuelta | Sector | Vuelta | Sector | Vuelta | Sector | Vuelta |
| 1 | IP1 | 31.123 | 31.123 | 31.208 | 31.208 | 31.065 | 31.065 | 30.351 | 30.351 | | | | | | |
| | IP2 | 16.877 | 48.000 | 17.380 | 48.588 | 16.550 | 47.615 | 16.483 | 46.834 | | | | | | |
| | IP3 | 32.483 | 1:20.483 | 33.958 | 1:22.546 | 33.204 | 1:20.819 | 33.354 | 1:20.188 | | | | | | |
| | FL | 33.858 | 1:54.341 | 5:39.70 | PIT EXIT | 33.533 | 1:54.352 | 34.978 | 1:55.166 | | | | | | |
| 2 | IP1 | 27.244 | 27.244 | 32.328 | 32.328 | 26.789 | 26.789 | 28.036 | 28.036 | | | | | | |
| | IP2 | 15.924 | 43.168 | 16.738 | 49.066 | 15.968 | 42.757 | 16.343 | 44.379 | | | | | | |
| | IP3 | 32.312 | 1:15.480 | 33.077 | 1:22.143 | 31.944 | 1:14.701 | 32.962 | 1:17.341 | | | | | | |
| | FL | 33.232 | 1:48.712 | 34.149 | 1:56.292 | 32.947 | 1:47.648 | 34.150 | 1:51.491 | | | | | | |
| 3 | IP1 | 26.952 | 26.952 | 27.467 | 27.467 | 26.301 | 26.301 | 27.249 | 27.249 | | | | | | |
| | IP2 | 15.993 | 42.945 | 16.463 | 43.930 | 15.759 | 42.060 | 16.362 | 43.611 | | | | | | |
| | IP3 | 32.317 | 1:15.262 | 34.820 | 1:18.750 | 31.464 | 1:13.524 | 32.394 | 1:16.005 | | | | | | |
| | FL | 33.511 | 1:48.773 | 12:40.3 | PIT EXIT | 32.871 | 1:46.395 | 34.088 | 1:50.093 | | | | | | |
| 4 | IP1 | 26.949 | 26.949 | 30.514 | 30.514 | 26.286 | 26.286 | 26.996 | 26.996 | | | | | | |
| | IP2 | 15.988 | 42.937 | 16.634 | 47.148 | 15.796 | 42.082 | 16.135 | 43.131 | | | | | | |
| | IP3 | 32.310 | 1:15.247 | 32.950 | 1:20.098 | 31.595 | 1:13.677 | 32.312 | 1:15.443 | | | | | | |
| | FL | 33.171 | 1:48.417 | 35.230 | 1:55.328 | 32.799 | 1:46.476 | 33.999 | 1:49.442 | | | | | | |
| 5 | IP1 | 27.886 | 27.886 | 27.321 | 27.321 | 35.920 | 35.920 | 27.229 | 27.229 | | | | | | |
| | IP2 | 17.276 | 45.162 | 16.360 | 43.681 | 16.529 | 52.449 | 16.374 | 43.603 | | | | | | |
| | IP3 | 33.701 | 1:18.863 | 32.437 | 1:16.118 | 32.799 | 1:25.248 | 32.173 | 1:15.776 | | | | | | |
| | FL | 5:26.98 | PIT EXIT | 34.028 | 1:50.146 | 10:09.9 | PIT EXIT | 34.013 | 1:49.789 | | | | | | |
| 6 | IP1 | 33.829 | 33.829 | 27.072 | 27.072 | 34.456 | 34.456 | 26.851 | 26.851 | | | | | | |
| | IP2 | 16.371 | 50.200 | 16.311 | 43.383 | 16.042 | 50.498 | 16.423 | 43.274 | | | | | | |
| | IP3 | 33.205 | 1:23.405 | 32.513 | 1:15.896 | 32.987 | 1:23.485 | 32.112 | 1:15.386 | | | | | | |
| | FL | 33.878 | 1:57.283 | 33.904 | 1:49.800 | 33.005 | 1:56.489 | 34.033 | 1:49.419 | | | | | | |
| 7 | IP1 | 28.629 | 28.629 | 26.980 | 26.980 | 26.508 | 26.508 | 26.874 | 26.874 | | | | | | |
| | IP2 | 16.019 | 44.648 | 16.234 | 43.214 | 15.844 | 42.352 | 16.298 | 43.172 | | | | | | |
| | IP3 | 32.213 | 1:16.861 | 32.454 | 1:15.668 | 31.515 | 1:13.867 | 32.141 | 1:15.313 | | | | | | |
| | FL | 33.419 | 1:50.280 | 33.952 | 1:49.620 | 32.902 | 1:46.768 | 33.946 | 1:49.259 | | | | | | |
| 8 | IP1 | 26.686 | 26.686 | | | 26.368 | 26.368 | 26.613 | 26.613 | | | | | | |
| | IP2 | 15.947 | 42.633 | | | 16.130 | 42.498 | 16.260 | 42.873 | | | | | | |
| | IP3 | 31.942 | 1:14.575 | | | 34.465 | 1:16.963 | 31.945 | 1:14.818 | | | | | | |
| | FL | 32.901 | 1:47.476 | | | 32.868 | 1:49.831 | 33.637 | 1:48.454 | | | | | | |
| 9 | IP1 | 28.616 | 28.616 | | | 26.363 | 26.363 | 26.736 | 26.736 | | | | | | |
| | IP2 | 16.159 | 44.775 | | | 15.937 | 42.300 | 16.198 | 42.934 | | | | | | |
| | IP3 | 31.856 | 1:16.631 | | | 31.761 | 1:14.061 | 31.948 | 1:14.882 | | | | | | |
| | FL | 33.401 | 1:50.032 | | | 32.854 | 1:46.915 | 33.726 | 1:48.608 | | | | | | |
| 10 | IP1 | 26.657 | 26.657 | | | 27.733 | 27.733 | 26.603 | 26.603 | | | | | | |
| | IP2 | 15.976 | 42.633 | | | 15.886 | 43.619 | 16.262 | 42.865 | | | | | | |
| | IP3 | 32.211 | 1:14.844 | | | 31.776 | 1:15.395 | 31.925 | 1:14.790 | | | | | | |
| | FL | 33.487 | 1:48.331 | | | 34.767 | 1:50.162 | 33.564 | 1:48.354 | | | | | | |
| 11 | IP1 | 28.697 | 28.697 | | | 26.265 | 26.265 | 26.628 | 26.628 | | | | | | |
| | IP2 | 18.146 | 46.843 | | | 15.862 | 42.127 | 16.232 | 42.860 | | | | | | |
| | IP3 | 32.519 | 1:19.362 | | | 31.571 | 1:13.698 | 32.382 | 1:15.242 | | | | | | |
| | FL | 33.192 | 1:52.554 | | | 32.981 | 1:46.679 | 3:04.39 | PIT EXIT | | | | | | |
| 12 | IP1 | 29.830 | 29.830 | | | | | 30.707 | 30.707 | | | | | | |
| | IP2 | 19.889 | 49.719 | | | | | 16.931 | 47.638 | | | | | | |
| | IP3 | 39.703 | 1:29.422 | | | | | 32.883 | 1:20.521 | | | | | | |
| | FL | 33.542 | 2:02.964 | | | | | 34.323 | 1:54.843 | | | | | | |
| 13 | IP1 | 26.626 | 26.626 | | | | | 26.866 | 26.866 | | | | | | |
| | IP2 | 15.879 | 42.505 | | | | | 16.309 | 43.175 | | | | | | |
| | IP3 | 32.231 | 1:14.736 | | | | | 32.460 | 1:15.635 | | | | | | |
| | FL | 33.134 | 1:47.869 | | | | | 33.685 | 1:49.320 | | | | | | |
| 14 | IP1 | 27.891 | 27.891 | | | | | 26.792 | 26.792 | | | | | | |
| | IP2 | 16.758 | 44.649 | | | | | 16.184 | 42.976 | | | | | | |
| | IP3 | 34.360 | 1:19.009 | | | | | 31.973 | 1:14.949 | | | | | | |
| | FL | 33.764 | 1:52.773 | | | | | 33.669 | 1:48.618 | | | | | | |

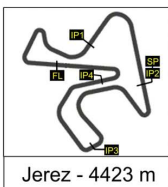


6 Y 7 DE ABRIL
CIRCUITO DE JEREZ
ÁNGEL NIETO

d19

Supersport NG Entrenamientos Cronometrados ANÁLISIS

| Número | 80 | | 88 | | 91 | | 99 | | 0 | | 0 | | 0 | |
|--------|--------|--------|--------|--------|--------|--------|--------|----------|--------|--------|--------|--------|--------|--------|
| Vta | Sector | Vuelta | Sector | Vuelta | Sector | Vuelta | Sector | Vuelta | Sector | Vuelta | Sector | Vuelta | Sector | Vuelta |
| 15 | IP1 | | | | | | 26.764 | 26.764 | | | | | | |
| | IP2 | | | | | | 16.320 | 43.084 | | | | | | |
| | IP3 | | | | | | 31.955 | 1:15.039 | | | | | | |
| | FL | | | | | | 33.745 | 1:48.784 | | | | | | |



6 Y 7 DE ABRIL

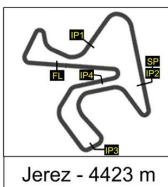
CIRCUITO DE JEREZ
ÁNGEL NIETO

d20

Supersport NG Entrenamientos Cronometrados 40 MEJORES VUELTAS

| Dorsal | Piloto | Nat | Equipo | Maq. | Hora | Vuelta | Tiempo |
|--------|-------------------|-----|-------------------------|--------|----------|--------|----------|
| 20 | Melvin VD VOORT | NED | YAMAHA MS RACING | YAMAHA | 11:09:54 | 9 | 1:42.854 |
| 4 | Eric FERNANDEZ | ESP | TEAM SPEED RACING | | 11:17:58 | 13 | 1:43.106 |
| 4 | Eric FERNANDEZ | ESP | TEAM SPEED RACING | | 11:12:46 | 10 | 1:43.166 |
| 20 | Melvin VD VOORT | NED | YAMAHA MS RACING | YAMAHA | 11:08:11 | 8 | 1:43.284 |
| 73 | Jacopo CRETARO | ITA | PS RACING | | 11:08:11 | 8 | 1:43.317 |
| 4 | Eric FERNANDEZ | ESP | TEAM SPEED RACING | | 11:16:15 | 12 | 1:43.394 |
| 73 | Jacopo CRETARO | ITA | PS RACING | | 11:09:55 | 9 | 1:43.525 |
| 4 | Eric FERNANDEZ | ESP | TEAM SPEED RACING | | 11:11:03 | 9 | 1:43.664 |
| 20 | Melvin VD VOORT | NED | YAMAHA MS RACING | YAMAHA | 10:52:46 | 3 | 1:43.860 |
| 37 | Mauro GONZALEZ | ESP | TEAM SPEED RACING | | 11:15:16 | 12 | 1:43.917 |
| 38 | Juan RODRIGUEZ | ESP | I+DENT | | 11:09:17 | 9 | 1:43.930 |
| 37 | Mauro GONZALEZ | ESP | TEAM SPEED RACING | | 11:13:33 | 11 | 1:44.101 |
| 58 | Jose Luis ARMARIO | ESP | SUPERHUGO 44 TEAM | YAMAHA | 11:12:23 | 8 | 1:44.160 |
| 38 | Juan RODRIGUEZ | ESP | I+DENT | | 11:12:46 | 11 | 1:44.171 |
| 4 | Eric FERNANDEZ | ESP | TEAM SPEED RACING | | 11:00:26 | 5 | 1:44.178 |
| 37 | Mauro GONZALEZ | ESP | TEAM SPEED RACING | | 10:56:12 | 5 | 1:44.186 |
| 19 | Joan DIAZ | ESP | PS RACING TEAM | | 11:08:14 | 7 | 1:44.233 |
| 38 | Juan RODRIGUEZ | ESP | I+DENT | | 10:52:42 | 3 | 1:44.263 |
| 20 | Melvin VD VOORT | NED | YAMAHA MS RACING | YAMAHA | 10:56:20 | 5 | 1:44.269 |
| 38 | Juan RODRIGUEZ | ESP | I+DENT | | 10:58:07 | 6 | 1:44.301 |
| 38 | Juan RODRIGUEZ | ESP | I+DENT | | 11:16:20 | 13 | 1:44.479 |
| 19 | Joan DIAZ | ESP | PS RACING TEAM | | 11:16:17 | 11 | 1:44.501 |
| 4 | Eric FERNANDEZ | ESP | TEAM SPEED RACING | | 10:58:41 | 4 | 1:44.572 |
| 58 | Jose Luis ARMARIO | ESP | SUPERHUGO 44 TEAM | YAMAHA | 11:10:39 | 7 | 1:44.576 |
| 25 | Andy VERDOIA | FRA | TEAM HONDA LAGLISSE | HONDA | 11:11:40 | 9 | 1:44.577 |
| 21 | Sho NISHIMURA | JPN | | YAMAHA | 11:15:14 | 9 | 1:44.629 |
| 25 | Andy VERDOIA | FRA | TEAM HONDA LAGLISSE | HONDA | 11:15:18 | 11 | 1:44.655 |
| 58 | Jose Luis ARMARIO | ESP | SUPERHUGO 44 TEAM | YAMAHA | 10:56:39 | 4 | 1:44.669 |
| 25 | Andy VERDOIA | FRA | TEAM HONDA LAGLISSE | HONDA | 10:55:09 | 4 | 1:44.711 |
| 19 | Joan DIAZ | ESP | PS RACING TEAM | | 11:14:33 | 10 | 1:44.755 |
| 37 | Mauro GONZALEZ | ESP | TEAM SPEED RACING | | 10:54:28 | 4 | 1:44.895 |
| 38 | Juan RODRIGUEZ | ESP | I+DENT | | 11:11:02 | 10 | 1:44.911 |
| 73 | Jacopo CRETARO | ITA | PS RACING | | 10:53:17 | 3 | 1:44.918 |
| 21 | Sho NISHIMURA | JPN | | YAMAHA | 11:13:30 | 8 | 1:44.921 |
| 19 | Joan DIAZ | ESP | PS RACING TEAM | | 11:18:02 | 12 | 1:44.930 |
| 25 | Andy VERDOIA | FRA | TEAM HONDA LAGLISSE | HONDA | 10:56:54 | 5 | 1:44.934 |
| 33 | Filip REHACEK | CZE | NEW2 PROJECT | YAMAHA | 11:11:36 | 9 | 1:44.949 |
| 25 | Andy VERDOIA | FRA | TEAM HONDA LAGLISSE | HONDA | 10:51:39 | 2 | 1:44.975 |
| 43 | Harry KHOURI | AUS | ANDOTRANS TEAM TORRENTO | YAMAHA | 11:11:35 | 9 | 1:44.988 |
| 43 | Harry KHOURI | AUS | ANDOTRANS TEAM TORRENTO | YAMAHA | 11:18:41 | 13 | 1:45.050 |





Jerez - 4423 m



6 Y 7 DE ABRIL

CIRCUITO DE JEREZ
ÁNGEL NIETO

d21

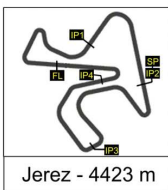
Supersport NG

Entrenamientos Cronometrados

TOP CINCO VUELTAS

| Piloto | Nat | Equipo | Top Five Laps | | | | |
|-------------------------|-----|----------------------------|---------------|----------|----------|----------|----------|
| 20 Melvin VD VOORT | NED | YAMAHA MS RACING | 1:42.854 | 1:43.284 | 1:43.860 | 1:44.269 | 1:45.267 |
| 4 Eric FERNANDEZ | ESP | TEAM SPEED RACING | 1:43.106 | 1:43.166 | 1:43.394 | 1:43.664 | 1:44.178 |
| 73 Jacopo CRETARO | ITA | PS RACING | 1:43.317 | 1:43.525 | 1:44.918 | 1:45.695 | 1:45.916 |
| 37 Mauro GONZALEZ | ESP | TEAM SPEED RACING | 1:43.917 | 1:44.101 | 1:44.186 | 1:44.895 | 1:45.128 |
| 38 Juan RODRIGUEZ | ESP | I+DENT | 1:43.930 | 1:44.171 | 1:44.263 | 1:44.301 | 1:44.479 |
| 58 Jose Luis ARMARIO | ESP | SUPERHUGO 44 TEAM | 1:44.160 | 1:44.576 | 1:44.669 | 1:45.487 | 1:45.801 |
| 19 Joan DIAZ | ESP | PS RACING TEAM | 1:44.233 | 1:44.501 | 1:44.755 | 1:44.930 | 1:45.774 |
| 25 Andy VERDOIA | FRA | TEAM HONDA LAGLISSE | 1:44.577 | 1:44.655 | 1:44.711 | 1:44.934 | 1:44.975 |
| 21 Sho NISHIMURA | JPN | | 1:44.629 | 1:44.921 | 1:45.900 | 1:47.308 | 1:48.263 |
| 33 Filip REHACEK | CZE | NEW2 PROJECT | 1:44.949 | 1:45.290 | 1:46.242 | 1:46.261 | 1:46.484 |
| 43 Harry KHOURI | AUS | ANDOTRANS TEAM TORRENTO | 1:44.988 | 1:45.050 | 1:45.149 | 1:45.370 | 1:45.400 |
| 47 Tibor Erik VARGA | HUN | | 1:45.142 | 1:45.613 | 1:46.181 | 1:46.398 | 1:47.200 |
| 31 Alberto GARCIA | ESP | ADN VG RACING | 1:45.172 | 1:45.390 | 1:45.472 | 1:45.521 | 1:46.573 |
| 16 Alvaro FUERTES | ESP | | 1:45.191 | 1:47.182 | 1:47.251 | 1:47.858 | 1:50.628 |
| 68 Carter J BROWN | GBR | | 1:45.289 | 1:45.885 | 1:46.014 | 1:46.086 | 1:46.369 |
| 55 Guillermo M MORENO | ESP | | 1:45.912 | 1:45.938 | 1:45.996 | 1:46.017 | 1:46.049 |
| 26 Francisco J RUIZ | ESP | | 1:46.102 | 1:46.390 | 1:46.685 | 1:46.839 | 1:47.399 |
| 91 Taiyo AKSU | AUS | ARCO SASH MOTOR UNIVERSITY | 1:46.395 | 1:46.476 | 1:46.679 | 1:46.768 | 1:46.915 |
| 57 Francisco J PALOMERA | ESP | CERBA PROMORACING TEAM | 1:46.547 | 1:46.711 | 1:46.984 | 1:47.016 | 1:47.104 |
| 22 Declan V ROSMALEN | AUS | | 1:46.949 | 1:47.163 | 1:47.307 | 1:47.786 | 1:47.893 |
| 61 Javier DEL OLMO | ESP | KAWASAKI PALMETO PLRACING | 1:46.955 | 1:47.266 | 1:47.274 | 1:47.403 | 1:47.442 |
| 67 Gonçalo DIAS | POR | EASYRACE TEAM | 1:47.089 | 1:47.281 | 1:47.295 | 1:47.617 | 1:51.103 |
| 10 Leungo K GAOREKWE | RSA | I+DENT RACING TEAM | 1:47.174 | 1:47.308 | 1:48.404 | 1:48.589 | 1:50.641 |
| 80 Cameron RENDE | AUS | TEAM SPEED RACING | 1:47.476 | 1:47.869 | 1:48.331 | 1:48.417 | 1:48.712 |
| 7 Diego HERNANDO | ESP | ARCO YAMAHA MOTOR UNIVERSI | 1:47.619 | 1:47.648 | 1:47.771 | 1:47.859 | 1:48.050 |
| 32 Rodrigo VALENTE | POR | ILUSION RACING | 1:47.884 | 1:48.026 | 1:48.116 | 1:48.446 | 1:52.384 |
| 99 Morgan MC-LAREN | NZL | | 1:48.354 | 1:48.454 | 1:48.608 | 1:48.618 | 1:48.784 |
| 17 Tymur KOSTIN | UKR | | 1:48.732 | 1:48.845 | 1:49.094 | 1:49.286 | 1:49.437 |
| 88 Sviatoslav PYLYPENKO | UKR | ANDOTRANS TEAM TORRENTÓ | 1:49.620 | 1:49.800 | 1:50.146 | 1:55.328 | 1:56.292 |
| 75 Daniel M LANUZA | USA | EASYRACE TEAM | 1:50.275 | 1:50.725 | 1:50.853 | 1:51.195 | 1:51.397 |
| 60 Isaac RUIVINHO | POR | | 1:50.776 | 1:50.854 | 1:51.000 | 1:51.395 | 1:51.597 |
| 76 Claudio DE STEFANO | ITA | | 1:58.941 | 2:00.218 | PIT EXIT | PIT EXIT | |





6 Y 7 DE ABRIL

CIRCUITO DE JEREZ
ANGEL NIETO

d22

Supersport NG

Entrenamientos Cronometrados

40 MEJORES VELOCIDADES MÁXIMAS

| Dorsal | Piloto | Nat | Equipo | Maq. | Hora | Vuelta | Vmax |
|--------|--------------------|-----|-------------------|----------|----------|--------|-------|
| 4 | Eric FERNANDEZ | ESP | TEAM SPEED RACING | | 11:11:44 | 9 | 240,9 |
| 68 | Carter J BROWN | GBR | | YAMAHA | 10:53:25 | 3 | 240,3 |
| 37 | Mauro GONZALEZ | ESP | TEAM SPEED RACING | | 10:49:54 | 1 | 239,9 |
| 37 | Mauro GONZALEZ | ESP | TEAM SPEED RACING | | 11:14:13 | 11 | 239,9 |
| 37 | Mauro GONZALEZ | ESP | TEAM SPEED RACING | | 11:12:30 | 10 | 239,8 |
| 37 | Mauro GONZALEZ | ESP | TEAM SPEED RACING | | 11:15:57 | 12 | 239,8 |
| 37 | Mauro GONZALEZ | ESP | TEAM SPEED RACING | | 10:51:39 | 2 | 239,4 |
| 37 | Mauro GONZALEZ | ESP | TEAM SPEED RACING | | 10:53:25 | 3 | 239,2 |
| 55 | Guillermo M MORENO | ESP | | KAWASAKI | 10:51:39 | 2 | 238,9 |
| 37 | Mauro GONZALEZ | ESP | TEAM SPEED RACING | | 11:08:45 | 8 | 238,8 |
| 68 | Carter J BROWN | GBR | | YAMAHA | 10:49:54 | 1 | 238,7 |
| 55 | Guillermo M MORENO | ESP | | KAWASAKI | 10:53:25 | 3 | 238,6 |
| 37 | Mauro GONZALEZ | ESP | TEAM SPEED RACING | | 11:06:57 | 7 | 238,5 |
| 68 | Carter J BROWN | GBR | | YAMAHA | 10:51:40 | 2 | 238,4 |
| 4 | Eric FERNANDEZ | ESP | TEAM SPEED RACING | | 10:48:16 | 0 | 238,2 |
| 38 | Juan RODRIGUEZ | ESP | I+DENT | | 10:51:39 | 2 | 238,0 |
| 37 | Mauro GONZALEZ | ESP | TEAM SPEED RACING | | 10:55:09 | 4 | 238,0 |
| 20 | Melvin VD VOORT | NED | YAMAHA MS RACING | YAMAHA | 10:51:43 | 2 | 237,7 |
| 38 | Juan RODRIGUEZ | ESP | I+DENT | | 10:57:04 | 5 | 237,7 |
| 4 | Eric FERNANDEZ | ESP | TEAM SPEED RACING | | 11:09:60 | 8 | 237,6 |
| 38 | Juan RODRIGUEZ | ESP | I+DENT | | 11:09:58 | 9 | 237,4 |
| 38 | Juan RODRIGUEZ | ESP | I+DENT | | 10:49:54 | 1 | 237,2 |
| 38 | Juan RODRIGUEZ | ESP | I+DENT | | 11:08:14 | 8 | 237,2 |
| 68 | Carter J BROWN | GBR | | YAMAHA | 10:55:13 | 4 | 237,2 |
| 37 | Mauro GONZALEZ | ESP | TEAM SPEED RACING | | 10:56:58 | 5 | 237,1 |
| 20 | Melvin VD VOORT | NED | YAMAHA MS RACING | YAMAHA | 11:08:52 | 8 | 236,9 |
| 4 | Eric FERNANDEZ | ESP | TEAM SPEED RACING | | 10:57:38 | 3 | 236,9 |
| 37 | Mauro GONZALEZ | ESP | TEAM SPEED RACING | | 10:48:06 | 0 | 236,9 |
| 4 | Eric FERNANDEZ | ESP | TEAM SPEED RACING | | 11:16:56 | 12 | 236,9 |
| 4 | Eric FERNANDEZ | ESP | TEAM SPEED RACING | | 11:08:16 | 7 | 236,8 |
| 20 | Melvin VD VOORT | NED | YAMAHA MS RACING | YAMAHA | 10:49:59 | 1 | 236,6 |
| 55 | Guillermo M MORENO | ESP | | KAWASAKI | 10:55:11 | 4 | 236,6 |
| 20 | Melvin VD VOORT | NED | YAMAHA MS RACING | YAMAHA | 10:55:17 | 4 | 236,4 |
| 38 | Juan RODRIGUEZ | ESP | I+DENT | | 11:11:43 | 10 | 236,4 |
| 38 | Juan RODRIGUEZ | ESP | I+DENT | | 11:13:31 | 11 | 236,2 |
| 4 | Eric FERNANDEZ | ESP | TEAM SPEED RACING | | 11:15:12 | 11 | 236,2 |
| 38 | Juan RODRIGUEZ | ESP | I+DENT | | 11:15:16 | 12 | 236,1 |
| 80 | Cameron RENDE | AUS | TEAM SPEED RACING | | 11:15:23 | 12 | 236,1 |
| 55 | Guillermo M MORENO | ESP | | KAWASAKI | 11:09:44 | 9 | 236,1 |
| 37 | Mauro GONZALEZ | ESP | TEAM SPEED RACING | | 11:05:12 | 6 | 235,9 |





Jerez - 4423 m



6 Y 7 DE ABRIL

CIRCUITO DE JEREZ
ÁNGEL NIETO

d23

Supersport NG

Entrenamientos Cronometrados

TOP CINCO VELOCIDADES MÁXIMAS

| Piloto | Nat | Equipo | Top Five Vmax | | | | |
|-------------------------|-----|----------------------------|---------------|-------|-------|-------|-------|
| 4 Eric FERNANDEZ | ESP | TEAM SPEED RACING | 240,9 | 238,2 | 237,6 | 236,9 | 236,9 |
| 68 Carter J BROWN | GBR | | 240,3 | 238,7 | 238,4 | 237,2 | 235,7 |
| 37 Mauro GONZALEZ | ESP | TEAM SPEED RACING | 239,9 | 239,9 | 239,8 | 239,8 | 239,4 |
| 55 Guillermo M MORENO | ESP | | 238,9 | 238,6 | 236,6 | 236,1 | 235,4 |
| 38 Juan RODRIGUEZ | ESP | I+DENT | 238,0 | 237,7 | 237,4 | 237,2 | 237,2 |
| 20 Melvin VD VOORT | NED | YAMAHA MS RACING | 237,7 | 236,9 | 236,6 | 236,4 | 235,8 |
| 80 Cameron RENDE | AUS | TEAM SPEED RACING | 236,1 | 235,6 | 235,0 | 234,8 | 234,7 |
| 33 Filip REHACEK | CZE | NEW2 PROJECT | 234,9 | 234,8 | 234,2 | 234,2 | 233,6 |
| 73 Jacopo CRETARO | ITA | PS RACING | 234,8 | 234,4 | 233,0 | 232,9 | 232,4 |
| 47 Tibor Erik VARGA | HUN | | 234,4 | 233,2 | 231,4 | 230,9 | 229,7 |
| 57 Francisco J PALOMERA | ESP | CERBA PROMORACING TEAM | 234,3 | 232,8 | 232,1 | 231,8 | 231,7 |
| 91 Taiyo AKSU | AUS | ARCO SASH MOTOR UNIVERSITY | 234,3 | 231,3 | 229,3 | 229,1 | 229,0 |
| 67 Gonçalo DIAS | POR | EASYRACE TEAM | 233,8 | 233,5 | 233,4 | 232,7 | 230,5 |
| 43 Harry KHOURI | AUS | ANDOTRANS TEAM TORRENTO | 233,8 | 233,0 | 232,4 | 232,1 | 231,5 |
| 58 Jose Luis ARMARIO | ESP | SUPERHUGO 44 TEAM | 233,7 | 233,3 | 231,8 | 231,3 | 230,9 |
| 19 Joan DIAZ | ESP | PS RACING TEAM | 233,6 | 233,3 | 232,5 | 232,5 | 232,2 |
| 32 Rodrigo VALENTE | POR | ILUSION RACING | 233,6 | 232,5 | 230,5 | 229,4 | 226,6 |
| 61 Javier DEL OLMO | ESP | KAWASAKI PALMETO PLRACING | 233,2 | 231,0 | 230,9 | 230,8 | 230,3 |
| 10 Leungo K GAOREKWE | RSA | I+DENT RACING TEAM | 231,3 | 230,6 | 229,5 | 229,3 | 228,9 |
| 88 Sviatoslav PYLYPENKO | UKR | ANDOTRANS TEAM TORRENTÓ | 231,2 | 230,2 | 230,0 | 229,3 | 229,1 |
| 26 Francisco J RUIZ | ESP | | 231,1 | 230,4 | 230,1 | 229,2 | 228,7 |
| 25 Andy VERDOIA | FRA | TEAM HONDA LAGLISSE | 230,3 | 229,9 | 229,6 | 229,3 | 228,3 |
| 31 Alberto GARCIA | ESP | ADN VG RACING | 230,3 | 229,6 | 228,8 | 227,7 | 227,2 |
| 22 Declan V ROSMALEN | AUS | | 229,5 | 229,5 | 229,4 | 229,2 | 228,9 |
| 99 Morgan MC-LAREN | NZL | | 228,6 | 226,8 | 226,8 | 226,2 | 226,2 |
| 16 Alvaro FUERTES | ESP | | 228,4 | 228,2 | 227,4 | 227,2 | 225,4 |
| 75 Daniel M LANUZA | USA | EASYRACE TEAM | 228,4 | 226,3 | 225,8 | 225,8 | 225,3 |
| 21 Sho NISHIMURA | JPN | | 228,2 | 227,9 | 227,8 | 226,7 | 226,7 |
| 60 Isaac RUIVINHO | POR | | 225,6 | 223,6 | 223,3 | 222,7 | 222,1 |
| 17 Tymur KOSTIN | UKR | | 225,1 | 224,7 | 224,7 | 224,0 | 223,9 |
| 7 Diego HERNANDO | ESP | ARCO YAMAHA MOTOR UNIVERSI | 224,6 | 224,2 | 223,6 | 223,4 | 222,5 |
| 76 Claudio DE STEFANO | ITA | | 224,3 | 223,8 | 221,8 | 220,0 | |

