

## Supersport NG RFME ESBK 2023 Entrenamiento Libre 2

### Classification

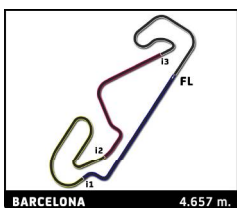
No	Rider	Nat	Team	Bike	Tires	Cl.	Time	Lap	Total	Gap	Kph
1	4 Eric FERNANDEZ	ESP	TEAM SPEED RACING		Pirelli	SSNG	<b>1:45.688</b>	11	16	-	<b>158.6</b>
2	42 Jorge NAVARRO	ESP	WRP		Pirelli	SSNG	<b>1:45.844</b>	3	19	+0.156	<b>158.4</b>
3	25 Andy VERDOIA	FRA	ARCO YAMAHA MOTOR UNIVERSITY TEAM	YAMAHA	Pirelli	SSNG	<b>1:45.902</b>	10	12	+0.214	<b>158.3</b>
4	43 Simon JESPERSEN	DEN	YAMAHA TEAM SCANDINAVIA	YAMAHA		SSNG	<b>1:46.104</b>	5	17	+0.416	<b>158.0</b>
5	83 Juan RODRIGUEZ	ESP	I+DENT RACING TEAM		Dunlop	SSNG	<b>1:46.223</b>	14	15	+0.535	<b>157.8</b>
6	77 Piotr BIESIEKIRSKI	POL	FAU55 RACING - EUVIC	YAMAHA	Dunlop	SSNG	<b>1:46.406</b>	14	17	+0.718	<b>157.6</b>
7	37 Mauro GONZALEZ	ESP	TEAM SPEED RACING		Pirelli	SSNG	<b>1:46.912</b>	8	10	+1.224	<b>156.8</b>
8	70 John MCPHEE	GBR	WRP		Pirelli	SSNG	<b>1:47.018</b>	13	13	+1.330	<b>156.7</b>
9	63 Niccolo ANTONELLI	ITA	ALTHEA RACING		Pirelli	SSNG	<b>1:47.192</b>	12	16	+1.504	<b>156.4</b>
10	96 Jose L. ARMARIO	ESP	SUPERHUGO 44 TEAM	YAMAHA	Dunlop	STCK600	<b>1:47.351</b>	6	15	+1.663	<b>156.2</b>
11	99 Luca OTTAVIANI	ITA	EXTREME RACING SERVICE		Pirelli	SSNG	<b>1:47.516</b>	13	16	+1.828	<b>155.9</b>
12	57 Daniel MUÑOZ	ESP	SP57 RACING TEAM	YAMAHA	Dunlop	SSNG	<b>1:47.521</b>	8	13	+1.833	<b>155.9</b>
13	21 Demis MIHAILA	ITA	MOTOXRACINGTEAM	YAMAHA	Pirelli	SSNG	<b>1:47.593</b>	9	19	+1.905	<b>155.8</b>
14	16 Alvaro FUERTES	ESP	FUERTES TEAM	YAMAHA	Dunlop	STCK600	<b>1:47.676</b>	8	13	+1.988	<b>155.7</b>
15	19 Joan DIAZ	ESP	I+DENT RACING TEAM		Pirelli	SSNG	<b>1:47.843</b>	13	13	+2.155	<b>155.5</b>
16	67 Carlos VALLE	ESP	GV RACING			SSNG	<b>1:48.044</b>	3	12	+2.356	<b>155.2</b>
17	34 Harry KHOURI	AUS	ANDOTRANS TEAM TORRENTÓ	YAMAHA	Dunlop	SSNG	<b>1:48.244</b>	8	16	+2.556	<b>154.9</b>
18	52 Guillem ERILL	ESP	DEZA-BOX 77 RACING TEAM	KAWASAKI	Pirelli	SSNG	<b>1:48.442</b>	14	15	+2.754	<b>154.6</b>
19	78 Marco GARCIA		EASYRACE TEAM			STCK600	<b>1:48.473</b>	7	16	+2.785	<b>154.6</b>
20	3 Filip REHACEK	CZE	NEW2 PROJECT	YAMAHA	Pirelli	SSNG	<b>1:48.724</b>	15	17	+3.036	<b>154.2</b>
21	17 Ruben ROMERO	ESP	ILUSION RACING			STCK600	<b>1:48.886</b>	7	12	+3.198	<b>154.0</b>
22	54 Jesus RIOS	ESP	MRE TALENT			STCK600	<b>1:49.024</b>	3	5	+3.336	<b>153.8</b>
23	26 Francisco J. RUIZ	ESP	MDR COMPETICION	YAMAHA		STCK600	<b>1:49.105</b>	9	15	+3.417	<b>153.7</b>
24	92 Nil ROIG	ESP	MOTAP RACING TEAM	YAMAHA		SSNG	<b>1:49.131</b>	9	13	+3.443	<b>153.6</b>
25	55 Alessandro SCIARRETTA	ITA	ZPM RACING TEAM			SSNG	<b>1:49.475</b>	9	16	+3.787	<b>153.1</b>
26	68 Carter J. BROWN	GBR	CF MOTORSPORT	YAMAHA		STCK600	<b>1:49.693</b>	14	14	+4.005	<b>152.8</b>
27	47 Tibor Erik VARGA	HUN	MDR COMPETICION	YAMAHA	Pirelli	STCK600	<b>1:49.724</b>	12	18	+4.036	<b>152.8</b>
28	7 Manuel ROCCA	ITA	ZIVI MOTOR CORSE	YAMAHA	Pirelli	STCK600	<b>1:49.848</b>	17	17	+4.160	<b>152.6</b>
29	81 Joan SANTOS	ESP	YAMAHA GV STRATOS	YAMAHA		STCK600	<b>1:50.085</b>	13	15	+4.397	<b>152.3</b>
30	69 Sviatoslav PYLYPENKO	UKR	ANDOTRANS TEAM TORRENTÓ	YAMAHA	Dunlop	SSNG	<b>1:50.526</b>	14	15	+4.838	<b>151.7</b>
31	18 Cesar PARRILLA	ESP	FAU55 RACING - FAMILY CASH	YAMAHA	Dunlop	STCK600	<b>1:50.726</b>	14	15	+5.038	<b>151.4</b>
32	9 Javier DEL OLMO	ESP	KAWASAKI PALMETO PL RACING	KAWASAKI	Dunlop	STCK600	<b>1:51.078</b>	3	12	+5.390	<b>150.9</b>
33	8 Abdulla N. AL-QUBAISI	QAT	ANDOTRANS TEAM TORRENTÓ	YAMAHA	Dunlop	SSNG	<b>1:51.080</b>	13	16	+5.392	<b>150.9</b>
34	93 Leungo K. GAOREKWE	RSA	I+DENT RACING TEAM		Pirelli	STCK600	<b>1:51.163</b>	11	15	+5.475	<b>150.8</b>
35	27 Benedetto RASA	ITA	YAMAHA GV STRATOS	YAMAHA		STCK600	<b>1:51.292</b>	13	14	+5.604	<b>150.6</b>
36	73 Alessio GUARNIERI	ITA	FIFTY MOTORSPORT	YAMAHA	Pirelli	STCK600	<b>1:51.769</b>	10	13	+6.081	<b>150.0</b>
37	53 Charly MALTERRE	FRA	ILUSION RACING	YAMAHA	Dunlop	STCK600	<b>1:51.780</b>	4	4	+6.092	<b>150.0</b>
38	90 Jassim G. AL THANI	QAT	VRC TEAM	YAMAHA		SSNG	<b>1:56.217</b>	4	5	+10.529	<b>144.3</b>
39	22 Brett A. ROBERTS	RSA	EASYRACE TEAM	YAMAHA	Dunlop	SSNG					
40	64 Davide FABBRİ	ITA	I+DENT RACING TEAM	YAMAHA	Dunlop	SSNG					

**Fastest Lap:** Lap 11 | Eric FERNANDEZ | **1:45.688** | 158.6 Kph

Published at: .....

Track Status: **DRY**

<b>Race Director:</b>	<b>Timekeeper:</b>
-----------------------	--------------------



## Supersport NG

### RFME ESBK 2023

### Entrenamiento Libre 2

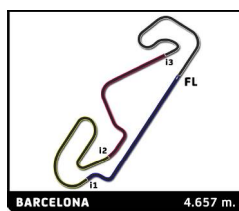
### Classification by Class

No Rider	Nat	Team	Bike	Time	Lap Total	Gap	Kph
<b>SSNG</b>							
1	4	Eric FERNANDEZ	ESP TEAM SPEED RACING	1:45.688	11 16		158.6
2	42	Jorge NAVARRO	ESP WRP	1:45.844	3 19	+0.156 +0.156	158.4
3	25	Andy VERDOIA	FRA ARCO YAMAHA MOTOR UNIVERSITY TEAM	1:45.902	10 12	+0.214 +0.058	158.3
4	43	Simon JESPERSEN	DEN YAMAHA TEAM SCANDINAVIA	1:46.104	5 17	+0.416 +0.202	158.0
5	83	Juan RODRIGUEZ	ESP I+DENT RACING TEAM	1:46.223	14 15	+0.535 +0.119	157.8
6	77	Piotr BIESIEKIRSKI	POL FAU55 RACING - EUVIC	1:46.406	14 17	+0.718 +0.183	157.6
7	37	Mauro GONZALEZ	ESP TEAM SPEED RACING	1:46.912	8 10	+1.224 +0.506	156.8
8	70	John MCPHEE	GBR WRP	1:47.018	13 13	+1.330 +0.106	156.7
9	63	Niccolo ANTONELLI	ITA ALTHEA RACING	1:47.192	12 16	+1.504 +0.174	156.4
10	99	Luca OTTAVIANI	ITA EXTREME RACING SERVICE	1:47.516	13 16	+1.828 +0.324	155.9
11	57	Daniel MUÑOZ	ESP SP57 RACING TEAM	1:47.521	8 13	+1.833 +0.005	155.9
12	21	Demis MIHAILA	ITA MOTOXRACINGTEAM	1:47.593	9 19	+1.905 +0.072	155.8
13	19	Joan DIAZ	ESP I+DENT RACING TEAM	1:47.843	13 13	+2.155 +0.250	155.5
14	67	Carlos VALLE	ESP GV RACING	1:48.044	3 12	+2.356 +0.201	155.2
15	34	Harry KHOURI	AUS ANDOTRANS TEAM TORRENTÓ	1:48.244	8 16	+2.556 +0.200	154.9
16	52	Guillem ERILL	ESP DEZA-BOX 77 RACING TEAM	1:48.442	14 15	+2.754 +0.198	154.6
17	3	Filip REHACEK	CZE NEW2 PROJECT	1:48.724	15 17	+3.036 +0.282	154.2
18	92	Nil ROIG	ESP MOTAP RACING TEAM	1:49.131	9 13	+3.443 +0.407	153.6
19	55	Alessandro SCIARRETTA	ITA ZPM RACING TEAM	1:49.475	9 16	+3.787 +0.344	153.1
20	69	Sviatoslav PYLYPENKO	UKR ANDOTRANS TEAM TORRENTÓ	1:50.526	14 15	+4.838 +1.051	151.7
21	8	Abdulla N. AL-QUBAISI	QAT ANDOTRANS TEAM TORRENTÓ	1:51.080	13 16	+5.392 +0.554	150.9
22	90	Jassim G. AL THANI	QAT VRC TEAM	1:56.217	4 5	+10.529 +5.137	144.3
23	22	Brett A. ROBERTS	RSA EASYRACE TEAM				
24	64	Davide FABBRI	ITA I+DENT RACING TEAM				
<b>STCK600</b>							
1	96	Jose L. ARMARIO	ESP SUPERHUGO 44 TEAM	1:47.351	6 15		156.2
2	16	Alvaro FUERTES	ESP FUERTES TEAM	1:47.676	8 13	+0.325 +0.325	155.7
3	78	Marco GARCIA	ESP EASYRACE TEAM	1:48.473	7 16	+1.122 +0.797	154.6
4	17	Ruben ROMERO	ESP ILUSION RACING	1:48.886	7 12	+1.535 +0.413	154.0
5	54	Jesus RIOS	ESP MRE TALENT	1:49.024	3 5	+1.673 +0.138	153.8
6	26	Francisco J. RUIZ	ESP MDR COMPETICION	1:49.105	9 15	+1.754 +0.081	153.7
7	68	Carter J. BROWN	GBR CF MOTORSPORT	1:49.693	14 14	+2.342 +0.588	152.8
8	47	Tibor Erik VARGA	HUN MDR COMPETICION	1:49.724	12 18	+2.373 +0.031	152.8
9	7	Manuel ROCCA	ITA ZIVI MOTOR CORSE	1:49.848	17 17	+2.497 +0.124	152.6
10	81	Joan SANTOS	ESP YAMAHA GV STRATOS	1:50.085	13 15	+2.734 +0.237	152.3
11	18	Cesar PARRILLA	ESP FAU55 RACING - FAMILY CASH	1:50.726	14 15	+3.375 +0.641	151.4
12	9	Javier DEL OLMO	ESP KAWASAKI PALMETO PL RACING	1:51.078	3 12	+3.727 +0.352	150.9
13	93	Leungo K. GAOREKWE	RSA I+DENT RACING TEAM	1:51.163	11 15	+3.812 +0.085	150.8
14	27	Benedetto RASA	ITA YAMAHA GV STRATOS	1:51.292	13 14	+3.941 +0.129	150.6
15	73	Alessio GUARNIERI	ITA FIFTY MOTORSPORT	1:51.769	10 13	+4.418 +0.477	150.0
16	53	Charly MALTERRE	FRA ILUSION RACING	1:51.780	4 4	+4.429 +0.011	150.0

Published at: .....

Track Status: **DRY**

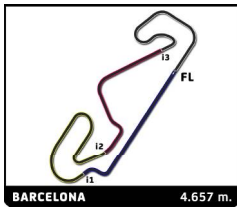
Race Director:	Timekeeper:
----------------	-------------



**Supersport NG**  
RFME ESBK 2023  
Entrenamiento Libre 2

Best Sector Times

Sector 1			Sector 2			Sector 3			Sector 4			Pos	No	Ideal Lap	Best Lap
Pos	No Rider	Time	No Rider	Time	No Rider	Time	No Rider	Time	Pos	No	Time				
1	43 S.JESPERSEN	18.399	42 J.NAVARRO	32.819	4 E.FERNANDEZ	21.748	25 A.VERDOIA	32.257	1	42	1:45.514	1:45.844	(2)		
2	42 J.NAVARRO	18.562	4 E.FERNANDEZ	32.916	25 A.VERDOIA	21.803	83 J.RODRIGUEZ	32.265	2	4	1:45.615	1:45.688	(1)		
3	4 E.FERNANDEZ	18.581	43 S.JESPERSEN	32.998	42 J.NAVARRO	21.840	42 J.NAVARRO	32.293	3	43	1:45.668	1:46.104	(4)		
4	37 M.GONZALEZ	18.616	25 A.VERDOIA	33.028	43 S.JESPERSEN	21.893	4 E.FERNANDEZ	32.370	4	25	1:45.728	1:45.902	(3)		
5	25 A.VERDOIA	18.640	83 J.RODRIGUEZ	33.042	37 M.GONZALEZ	21.970	43 S.JESPERSEN	32.378	5	83	1:46.127	1:46.223	(5)		
6	77 P.BIESIEKIRSKI	18.651	77 P.BIESIEKIRSKI	33.074	63 N.ANTONELLI	22.024	77 P.BIESIEKIRSKI	32.447	6	77	1:46.213	1:46.406	(6)		
7	83 J.RODRIGUEZ	18.749	96 J.ARMARIO	33.161	77 P.BIESIEKIRSKI	22.041	96 J.ARMARIO	32.652	7	37	1:46.603	1:46.912	(7)		
8	70 J.MCPHEE	18.759	37 M.GONZALEZ	33.161	83 J.RODRIGUEZ	22.071	57 D.MUÑOZ	32.752	8	70	1:46.861	1:47.018	(8)		
9	63 N.ANTONELLI	18.834	70 J.MCPHEE	33.171	70 J.MCPHEE	22.095	16 A.FUERTES	32.780	9	96	1:47.110	1:47.351	(10)		
10	67 C.VALLE	18.843	57 D.MUÑOZ	33.381	96 J.ARMARIO	22.139	21 D.MIHAILA	32.783	10	63	1:47.123	1:47.192	(9)		
11	19 J.DIAZ	18.900	99 L.OTTAVIANI	33.390	57 D.MUÑOZ	22.157	70 J.MCPHEE	32.836	11	57	1:47.206	1:47.521	(12)		
12	99 L.OTTAVIANI	18.906	63 N.ANTONELLI	33.410	21 D.MIHAILA	22.167	63 N.ANTONELLI	32.855	12	21	1:47.391	1:47.593	(13)		
13	57 D.MUÑOZ	18.916	16 A.FUERTES	33.455	99 L.OTTAVIANI	22.266	37 M.GONZALEZ	32.856	13	99	1:47.445	1:47.516	(11)		
14	21 D.MIHAILA	18.922	21 D.MIHAILA	33.519	34 H.KHOURI	22.287	99 L.OTTAVIANI	32.883	14	16	1:47.610	1:47.676	(14)		
15	16 A.FUERTES	18.952	78 M.GARCIA	33.549	19 J.DIAZ	22.318	67 C.VALLE	32.888	15	67	1:47.817	1:48.044	(16)		
16	34 H.KHOURI	19.069	19 J.DIAZ	33.591	3 F.REHACEK	22.379	34 H.KHOURI	32.932	16	19	1:47.843	1:47.843	(15)		
17	78 M.GARCIA	19.069	34 H.KHOURI	33.602	67 C.VALLE	22.382	17 R.ROMERO	33.017	17	34	1:47.890	1:48.244	(17)		
18	3 F.REHACEK	19.080	52 G.ERILL	33.643	16 A.FUERTES	22.423	19 J.DIAZ	33.034	18	78	1:48.148	1:48.473	(19)		
19	54 J.RIOS	19.094	67 C.VALLE	33.704	78 M.GARCIA	22.434	78 M.GARCIA	33.096	19	52	1:48.341	1:48.442	(18)		
20	55 A.SCIARRETTA	19.125	3 F.REHACEK	33.711	52 G.ERILL	22.450	52 G.ERILL	33.121	20	3	1:48.352	1:48.724	(20)		
21	52 G.ERILL	19.127	92 N.ROIG	33.848	55 A.SCIARRETTA	22.457	3 F.REHACEK	33.182	21	54	1:48.741	1:49.024	(22)		
22	96 J.ARMARIO	19.158	26 F.RUIZ	33.927	54 J.RIOS	22.460	54 J.RIOS	33.202	22	17	1:48.815	1:48.886	(21)		
23	26 F.RUIZ	19.179	68 C.BROWN	33.933	92 N.ROIG	22.549	26 F.RUIZ	33.373	23	55	1:49.048	1:49.475	(25)		
24	17 R.ROMERO	19.189	55 A.SCIARRETTA	33.939	26 F.RUIZ	22.600	68 C.BROWN	33.375	24	92	1:49.052	1:49.131	(24)		
25	81 J.SANTOS	19.252	47 T.VARGA	33.950	17 R.ROMERO	22.615	92 N.ROIG	33.391	25	26	1:49.079	1:49.105	(23)		
26	92 N.ROIG	19.264	54 J.RIOS	33.985	47 T.VARGA	22.622	47 T.VARGA	33.442	26	68	1:49.333	1:49.693	(26)		
27	7 M.ROCCA	19.334	17 R.ROMERO	33.994	68 C.BROWN	22.671	55 A.SCIARRETTA	33.527	27	47	1:49.455	1:49.724	(27)		
28	68 C.BROWN	19.354	7 M.ROCCA	34.066	7 M.ROCCA	22.721	7 M.ROCCA	33.604	28	7	1:49.725	1:49.848	(28)		
29	47 T.VARGA	19.441	81 J.SANTOS	34.159	69 S.PYLYPENKO	22.785	18 C.PARRILLA	33.663	29	81	1:50.079	1:50.085	(29)		
30	9 J.DEL OLMO	19.543	69 S.PYLYPENKO	34.234	93 L.GAOREKWE	22.817	81 J.SANTOS	33.715	30	69	1:50.295	1:50.526	(30)		
31	69 S.PYLYPENKO	19.547	18 C.PARRILLA	34.251	18 C.PARRILLA	22.870	69 S.PYLYPENKO	33.729	31	18	1:50.389	1:50.726	(31)		
32	18 C.PARRILLA	19.605	93 L.GAOREKWE	34.350	81 J.SANTOS	22.953	9 J.DEL OLMO	33.832	32	9	1:50.817	1:51.078	(32)		
33	8 A.AL-QUBAIS	19.613	27 B.RASA	34.395	8 A.AL-QUBAIS	22.958	8 A.AL-QUBAIS	33.839	33	8	1:50.821	1:51.080	(33)		
34	27 B.RASA	19.661	8 A.AL-QUBAIS	34.411	9 J.DEL OLMO	22.987	27 B.RASA	33.927	34	93	1:50.936	1:51.163	(34)		
35	93 L.GAOREKWE	19.725	9 J.DEL OLMO	34.455	73 A.GUARNIERI	23.007	53 C.MALTERRE	34.002	35	27	1:51.161	1:51.292	(35)		
36	73 A.GUARNIERI	19.729	53 C.MALTERRE	34.556	27 B.RASA	23.178	93 L.GAOREKWE	34.044	36	73	1:51.590	1:51.769	(36)		
37	53 C.MALTERRE	19.850	73 A.GUARNIERI	34.634	53 C.MALTERRE	23.372	73 A.GUARNIERI	34.220	37	53	1:51.780	1:51.780	(37)		
38	90 J.AL THANI	20.632	90 J.AL THANI	35.526	90 J.AL THANI	24.511	90 J.AL THANI	35.472	38	90	1:56.141	1:56.217	(38)		



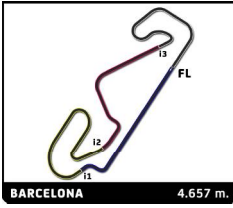
## Supersport NG

### RFME ESBK 2023

#### Entrenamiento Libre 2

#### Best Top Speed

No Rider	Team	Class	Top 1		Top 2		Top 3		Top 4		Top 5			
			Kph	Lap	Kph	Lap	Kph	Lap	Kph	Lap	Kph	Lap	Avg	
37	Mauro GONZALEZ	TEAM SPEED RACING	SSNG	281.7	5	276.6	9	275.9	10	274.5	8	274.5	6	276.6
4	Eric FERNANDEZ	TEAM SPEED RACING	SSNG	278.1	14	277.3	12	277.3	4	276.6	13	276.6	3	277.2
19	Joan DIAZ	I+DENT RACING TEAM	SSNG	277.3	13	275.2	7	274.5	3	273.9	9	273.2	10	274.8
21	Demis MIHAILA	MOTOXRACINGTEAM	SSNG	277.3	4	274.5	5	271.8	3	271.8	2	269.8	11	273.0
67	Carlos VALLE	GV RACING	SSNG	276.6	3	275.9	2	274.5	6	273.9	4	273.2	12	274.8
77	Piotr BIESIEKIRSKI	FAU55 RACING - EUVIC	SSNG	276.6	16	276.6	5	276.6	4	275.2	15	275.2	12	276.0
55	Alessandro SCIARRETTA	ZPM RACING TEAM	SSNG	275.9	14	275.9	3	273.2	10	271.1	15	271.1	13	273.4
70	John MCPHEE	WRP	SSNG	275.9	13	275.9	6	274.5	5	274.5	4	273.9	12	274.9
83	Juan RODRIGUEZ	I+DENT RACING TEAM	SSNG	275.9	15	275.2	14	273.9	10	271.8	12	271.8	11	273.7
99	Luca OTTAVIANI	EXTREME RACING SERVICE	SSNG	275.9	5	275.9	4	275.2	3	274.5	10	273.2	7	274.9
25	Andy VERDOIA	ARCO YAMAHA MOTOR UNIVERSITY TEAM	SSNG	275.2	3	275.2	12	274.5	2	273.9	9	273.9	4	274.5
34	Harry KHOURI	ANDOTRANS TEAM TORRENTÓ	SSNG	275.2	8	267.8	10	267.1	7	266.5	13	265.8	9	268.5
43	Simon JESPERSEN	YAMAHA TEAM SCANDINAVIA	SSNG	275.2	11	273.9	16	273.2	17	273.2	2	272.5	6	273.6
63	Niccolo ANTONELLI	ALTHEA RACING	SSNG	274.5	13	274.5	12	274.5	5	273.9	14	273.2	11	274.1
78	Marco GARCIA	EASYRACE TEAM	STCK600	274.5	14	273.9	6	272.5	2	271.8	5	271.8	3	272.9
3	Filip REHACEK	NEW2 PROJECT	SSNG	273.9	14	273.2	13	272.5	16	271.8	17	271.8	15	272.6
16	Alvaro FUERTES	FUERTES TEAM	STCK600	273.9	5	271.8	9	270.4	8	268.4	4	267.1	11	270.3
57	Daniel MUÑOZ	SP57 RACING TEAM	SSNG	273.9	8	268.4	3	266.5	5	266.5	4	265.8	2	268.2
42	Jorge NAVARRO	WRP	SSNG	273.2	16	272.5	17	271.8	18	271.1	15	271.1	14	271.9
52	Guillem ERILL	DEZA-BOX 77 RACING TEAM	SSNG	271.8	10	270.4	3	268.4	2	267.8	5	267.1	11	269.1
8	Abdulla N. AL-QUBAISI	ANDOTRANS TEAM TORRENTÓ	SSNG	271.1	3	269.8	12	269.8	2	267.1	4	263.9	16	268.3
17	Ruben ROMERO	ILUSION RACING	STCK600	271.1	5	269.8	3	269.1	4	269.1	2	267.1	11	269.2
68	Carter J. BROWN	CF MOTORSPORT	STCK600	270.4	4	265.8	9	264.5	14	264.5	2	263.9	3	265.8
47	Tibor Erik VARGA	MDR COMPETICION	STCK600	269.8	4	268.4	3	267.8	18	267.8	17	266.5	6	268.1
54	Jesus RIOS	MRE TALENT	STCK600	269.1	3	268.4	4	263.9	2	170.9	1	125.3	5	219.5
7	Manuel ROCCA	ZIVI MOTOR CORSE	STCK600	268.4	16	266.5	10	266.5	2	265.2	13	265.2	9	266.4
96	Jose L. ARMARIO	SUPERHUGO 44 TEAM	STCK600	268.4	12	267.1	14	266.5	11	266.5	4	265.8	13	266.9
9	Javier DEL OLMO	KAWASAKI PALMETO PL RACING	STCK600	267.1	3	266.5	4	263.2	2	262.0	6	262.0	5	264.2
26	Francisco J. RUIZ	MDR COMPETICION	STCK600	267.1	13	267.1	4	265.8	12	265.8	10	265.2	14	266.2
92	Nil ROIG	MOTAP RACING TEAM	SSNG	267.1	5	266.5	2	263.2	9	263.2	4	262.6	3	264.5
18	Cesar PARRILLA	FAU55 RACING - FAMILY CASH	STCK600	266.5	4	266.5	2	263.9	11	263.2	6	263.2	3	264.7
73	Alessio GUARNIERI	FIFTY MOTORSPORT	STCK600	265.8	11	265.8	3	265.2	10	264.5	4	264.5	2	265.2
69	Sviatoslav PYLYPENKO	ANDOTRANS TEAM TORRENTÓ	SSNG	265.2	15	263.9	14	263.9	3	262.0	12	262.0	11	263.4
81	Joan SANTOS	YAMAHA GV STRATOS	STCK600	265.2	13	263.9	2	263.2	14	263.2	5	262.6	15	263.6
27	Benedetto RASA	YAMAHA GV STRATOS	STCK600	264.5	13	264.5	12	263.9	4	262.6	14	262.6	5	263.6
53	Charly MALTERRE	ILUSION RACING	STCK600	260.7	4	260.1	3	170.7	1	150.8	2			210.6
93	Leungo K. GAOREKWE	I+DENT RACING TEAM	STCK600	259.5	2	258.2	10	257.6	11	257.0	3	256.4	13	257.7
90	Jassim G. AL THANI	VRC TEAM	SSNG	255.8	3	255.8	4	255.2	2	252.8	5	178.8	1	239.7
22	Brett A. ROBERTS	EASYRACE TEAM	SSNG											
64	Davide FABRI	I+DENT RACING TEAM	SSNG											

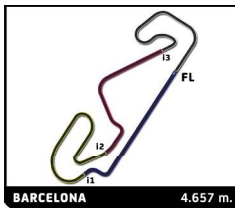


**Supersport NG**  
RFME ESBK 2023  
Entrenamiento Libre 2

Fastest Lap Sequence

Elapsed	No Rider	Team	Bike	Class	Time	Kph	Lap
3:38.107	42 Jorge NAVARRO	WRP		SSNG	<b>1:45.957</b>	158.2	2
5:23.951	42 Jorge NAVARRO	WRP		SSNG	<b>1:45.844</b>	158.4	3
27:04.188	4 Eric FERNANDEZ	TEAM SPEED RACING		SSNG	<b>1:45.688</b>	158.6	11





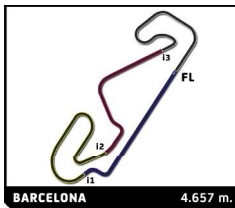
# Supersport NG

## RFME ESBK 2023

### Entrenamiento Libre 2

### Sector Analysis

Invalidated Lap							Personal Best							Session Best							Crossing the pit lane							
Lap	Time	Sector 1	Sector 2	Sector 3	Sector 4	T.Spd	Lap	Time	Sector 1	Sector 2	Sector 3	Sector 4	T.Spd	Lap	Time	Sector 1	Sector 2	Sector 3	Sector 4	T.Spd	Lap	Time	Sector 1	Sector 2	Sector 3	Sector 4	T.Spd	
<b>3</b>	<b>Filip REHACEK</b>						CZE	16	1:57.458	23.422	37.530	22.747	33.759	268.4	17	<b>1:49.848</b>	<b>19.334</b>	34.074	<b>22.721</b>	33.719	264.5							
	NEW2 PROJECT						YAMAHA	<b>8</b>	<b>Abdulla N. AL-QUBAISI</b>						QAT													
1	1:57.543	24.640	35.787	22.966	34.150	189.4		ANDOTRANS TEAM TORRENTÓ						YAMAHA														
2	1:49.636	19.453	34.114	22.713	33.356	270.4	1	2:06.905	32.345	36.778	23.676	34.106	187.8															
3	1:48.937	19.299	33.851	22.500	33.287	271.1	2	1:51.548	19.956	34.642	23.111	<b>33.839</b>	269.8															
4	1:48.743	19.217	33.778	22.527	33.221	271.1	3	1:51.797	19.893	34.872	23.057	33.975	271.1															
5	1:49.022	19.217	33.920	22.385	33.500	271.1	4	1:51.561	19.730	34.653	23.092	34.086	267.1															
6	1:48.867	19.228	33.857	22.439	33.343	269.1	5	1:51.639	<b>19.613</b>	34.587	23.160	34.279	263.2															
7	1:48.727	19.169	33.997	<b>22.379</b>	<b>33.182</b>	271.8	6	2:13.688 <b>B</b>	20.434	42.114	29.565	41.575	261.3															
8	1:49.384	<b>19.080</b>	33.952	22.765	33.587	270.4	7	6:48.943	5:14.590	35.665	23.883	34.805	137.4															
9	1:49.119	19.177	34.019	22.576	33.347	269.8	8	1:51.971	19.883	34.745	23.030	34.313	260.1															
10	2:05.378 <b>B</b>	19.349	34.154	22.924	48.951	269.8	9	1:52.547	20.035	34.933	23.296	34.283	263.2															
11	5:51.818	4:20.365	35.215	22.728	33.510	132.9	10	1:51.891	19.959	34.851	23.106	33.975	260.7															
12	1:51.023	19.738	35.061	22.863	33.361	271.8	11	1:51.882	19.887	34.664	23.139	34.192	261.3															
13	1:48.840	19.181	<b>33.711</b>	22.476	33.472	273.2	12	1:51.308	19.690	34.660	23.014	33.944	269.8															
14	1:49.448	19.225	34.159	22.641	33.423	273.9	13	<b>1:51.080</b>	19.779	<b>34.411</b>	<b>22.958</b>	33.932	262.0															
15	<b>1:48.724</b>	19.084	33.766	22.514	33.360	271.8	14	1:51.424	19.738	34.555	23.204	33.927	261.3															
16	1:49.225	19.200	33.803	22.500	33.722	272.5	15	1:59.472	19.960	34.500	23.542	41.470	262.0															
17	1:49.099	19.121	33.813	22.637	33.528	271.8	16	1:51.245	19.857	34.439	23.038	33.911	263.9															
<b>4</b>	<b>Eric FERNANDEZ</b>						ESP	<b>9</b>	<b>Javier DEL OLMO</b>						ESP													
	TEAM SPEED RACING						ESP		KAWASAKI PALMETO PL RACING						KAWASAKI													
1	2:32.677	1:00.940	34.807	22.475	34.455	181.5	1	2:08.692	33.469	36.025	24.443	34.755	182.4															
2	1:47.561	19.281	33.544	22.014	32.722	273.9	2	1:52.340	20.249	34.628	23.197	34.266	263.2															
3	2:01.901	28.531	38.053	22.363	32.954	276.6	3	<b>1:51.078</b>	<b>19.543</b>	34.524	23.168	33.843	267.1															
4	1:46.695	18.778	33.313	21.920	32.684	277.3	4	1:51.495	19.604	34.643	23.291	33.957	266.5															
5	1:58.693 <b>B</b>	19.469	33.832	22.531	42.861	275.2	5	1:51.399	19.660	34.501	23.211	34.027	262.0															
6	8:06.175	6:37.069	34.482	21.980	32.644	146.9	6	1:51.744	19.764	34.778	23.218	33.984	262.0															
7	1:46.527	18.929	33.226	21.874	32.498	273.2	7	2:16.218 <b>B</b>	23.704	43.021	23.229	46.264	260.7															
8	1:46.156	18.738	33.191	21.857	<b>32.370</b>	273.9	8	7:06.353	5:32.872	35.792	23.450	34.239	181.2															
9	1:46.171	18.712	33.019	21.954	32.486	273.2	9	1:51.331	19.737	34.657	<b>22.987</b>	33.950	260.1															
10	1:45.944	18.689	32.948	21.823	32.484	274.5	10	1:51.553	19.757	34.805	23.122	33.869	260.7															
11	<b>1:45.688</b>	<b>18.581</b>	<b>32.916</b>	<b>21.748</b>	32.443	273.9	11	1:51.078	19.658	<b>34.455</b>	23.133	<b>33.892</b>	261.3															
12	1:46.446	18.778	33.128	21.886	32.654	277.3	12	2:04.151 <b>B</b>	19.722	34.539	23.069	46.821	260.7															
13	1:46.472	18.652	33.251	21.915	32.654	276.6																						
14	1:46.272	18.592	33.132	21.875	32.673	278.1																						
15	1:46.293	18.654	33.171	21.852	32.616	275.2																						
16	1:46.746	18.766	33.413	21.802	32.765	275.9																						
<b>7</b>	<b>Manuel ROCCA</b>						ITA	<b>16</b>	<b>Alvaro FUERTES</b>						ESP													
	ZIMI MOTOR CORSE						YAMAHA		FUERTES TEAM						YAMAHA													
1	2:12.711	37.794	35.970	23.654	35.293	187.1	1	1:54.381	24.002	34.321	22.742	33.316	185.5															
2	1:52.164	19.594	35.081	23.213	34.276	266.5	2	1:48.742	19.213	33.693	22.515	33.321	266.5															
3	2:03.639 <b>B</b>	19.638	34.623	23.187	46.191	262.6	3	1:49.020	19.282	33.964	22.517	33.257	266.5															
4	4:58.284	3:26.084	34.625	22.949	34.626	151.4	4	1:48.315	19.048	33.748	22.581	32.938	268.4															
5	1:50.493	19.465	34.237	22.925	33.866	262.0	5	1:58.781 <b>B</b>	18.983	34.441	22.965	42.392	273.9															
6	1:50.124	19.400	<b>34.066</b>	22.873	33.785	262.6	6	9:17.965	7:45.189	36.031	23.117	33.628	193.8															
7	1:50.223	19.595	34.195	22.775	33.658	265.2	7	1:48.178	19.181	33.483	22.654	32.860	266.5															
8	2:00.661	19.549	34.067	25.378	41.667	262.6	8	<b>1:47.676</b>	18.982	33.458	22.456	<b>32.780</b>	270.4															
9	1:50.303	19.462	34.325	22.886	33.630	265.2	9	1:47.988	<b>18.952</b>	<b>33.455</b>	22.593	32.988	271.8															
10	1:53.022	19.581	36.291	23.430	33.720	266.5	10	1:59.530	20.356	39.077	23.940	36.157	264.5															
11	1:49.895	19.336	34.098	22.735	33.726	263.2	11	1:48.215	19.078	33.558	<b>22.423</b>	33.156	267.1															
12	1:50.078	19.429	34.218	22.827	<b>33.604</b>	262.0	12	2:12.707 <b>B</b>	21.807	37.938	26.291	46.671	264.5															
13	1:55.921	21.878	36.233	23.251	34.559	265.2	13	5:15.070	3:34.569	38.738	25.519	36.244	157.8															
14	1:50.059	19.399	34.195	22.792	33.673	263.2																						
15	1:50.819	19.388	34.428	23.079	33.924	264.5																						
<b>17</b>	<b>Ruben ROMERO</b>						ESP	<b>17</b>	<b>Ruben ROMERO</b>						ESP													
	ILUSION RACING						ESP		ILUSION RACING						ESP													
1	2:33.516	59.103	36.423	23.274	34.716	168.0	1	2:33.516	59.103	36.423	23.274	34.716	168.0															
2	1:49.461	19.393	34.170	22.805	33.093	269.1	2	1:49.461	19.393	34.170	22.805	33.093	269.1															



**Supersport NG**  
**RFME ESBK 2023**  
**Entrenamiento Libre 2**  
**Sector Analysis**

— Invalidated Lap    ■ Personal Best    ■ Session Best    B Crossing the pit lane

Lap	Time	Sector 1	Sector 2	Sector 3	Sector 4	T.Sp	Lap	Time	Sector 1	Sector 2	Sector 3	Sector 4	T.Sp
3	1:49.319	19.288	34.073	22.941	<b>33.017</b>	269.8	11	1:49.059	<b>18.922</b>	33.616	23.145	33.376	269.8
4	1:50.287	19.290	<b>33.994</b>	23.529	33.474	269.1	12	1:48.156	19.148	33.740	22.345	32.923	265.8
5	2:05.227 B	20.474	37.309	23.256	44.188	271.1	13	1:48.021	19.011	33.575	22.304	33.131	265.2
6	9:09.096	7:37.932	34.971	22.950	33.243	168.0	14	1:47.926	19.013	33.680	22.353	32.880	265.2
7	<b>1:48.886</b>	<b>19.189</b>	34.026	<b>22.615</b>	33.056	264.5	15	1:49.745	19.104	34.819	22.690	33.132	264.5
8	1:49.357	19.317	34.132	22.702	33.206	265.2	16	1:48.617	19.139	33.962	22.430	33.086	267.1
9	2:11.747 B	19.677	38.226	22.796	51.048	265.2	17	1:48.667	19.147	33.888	22.487	33.145	267.1
10	6:54.340	5:19.272	38.311	23.239	33.518	180.3	18	2:04.709 B	20.759	36.981	23.226	43.743	266.5
11	1:50.135	19.358	34.593	22.731	33.453	267.1	19	3:00.351	1:18.285	41.372	25.589	35.105	131.3
12	1:51.294	19.508	34.736	23.173	33.877	266.5							

**18 Cesar PARRILLA** ESP  
FAU55 RACING - FAMILY CASH YAMAHA

1	2:12.855	35.427	37.354	24.203	35.871	187.1
2	1:53.849	20.212	35.413	23.705	34.519	266.5
3	1:51.988	20.013	34.811	23.163	34.001	263.2
4	1:51.328	<b>19.605</b>	34.474	23.166	34.083	266.5
5	1:55.614	22.813	35.175	23.182	34.444	262.0
6	1:51.112	19.659	34.471	23.144	33.838	263.2
7	1:51.425	19.817	34.617	22.955	34.036	262.6
8	1:51.099	19.708	34.403	23.105	33.883	261.3
9	2:03.812 B	20.621	35.588	23.741	43.862	260.7
10	8:07.709	6:29.875	36.484	23.230	38.120	180.9
11	2:34.889		23.571	34.637	263.9	
12	1:52.536	20.452	34.846	23.156	34.082	257.6
13	1:51.019	19.776	34.542	<b>22.870</b>	33.831	261.3
14	<b>1:50.726</b>	19.723	<b>34.251</b>	22.925	33.827	260.7
15	1:50.899	19.905	34.351	22.980	<b>33.663</b>	262.0

**19 Joan DIAZ** ESP  
I+DENT RACING TEAM

1	2:14.741	41.389	36.098	23.140	34.114	194.1
2	1:50.983	19.497	34.556	23.209	33.721	272.5
3	2:02.343 B	19.338	34.257	22.805	45.943	274.5
4	3:12.962	1:40.742	35.414	22.828	33.978	165.0
5	1:50.246	19.339	34.465	22.627	33.815	270.4
6	1:50.004	19.173	34.441	22.489	33.901	271.8
7	1:57.430 B	19.272	34.354	22.473	41.331	275.2
8	10:31.806	8:55.680	37.031	24.860	34.235	158.3
9	1:48.757	19.067	33.865	22.493	33.332	273.9
10	1:56.319 B	19.026	34.013	22.354	40.926	273.2
11	3:13.490	1:42.049	35.659	22.511	33.271	149.1
12	1:48.723	19.216	33.672	22.449	33.386	266.5
13	<b>1:47.843</b>	<b>18.900</b>	<b>33.591</b>	<b>22.318</b>	<b>33.034</b>	277.3

**21 Demis MIHAILA** ITA  
MOTOXRACINGTEAM YAMAHA

1	2:07.454	30.335	38.443	24.021	34.655	187.1
2	1:51.050	20.110	34.772	22.607	33.561	271.8
3	1:48.639	19.456	33.897	22.465	32.821	271.8
4	1:48.205	19.416	<b>33.519</b>	22.272	32.998	277.3
5	1:48.699	19.164	33.812	22.281	33.442	274.5
6	1:47.809	19.069	33.614	<b>22.167</b>	32.959	268.4
7	1:47.758	19.042	33.536	22.339	32.841	269.8
8	1:47.923	19.199	33.527	22.335	32.862	269.1
9	<b>1:47.593</b>	19.033	33.582	22.195	<b>32.783</b>	267.8
10	1:48.505	19.267	33.624	22.378	33.236	267.1

**25 Andy VERDOIA** FRA  
ARCO YAMAHA MOTOR UNIVERSITY YAMAHA

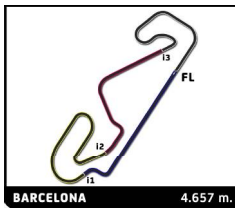
1	4:12.974	2:36.343	35.973	23.212	37.446	79.8
2	1:50.457	19.264	34.306	22.898	33.989	274.5
3	1:48.797	19.141	34.019	22.455	33.182	275.2
4	1:57.966 B	18.973	34.299	22.425	42.269	273.9
5	13:09.501	...	35.682	22.735	33.044	100.9
6	1:46.627	18.965	33.228	21.943	32.491	270.4
7	1:50.802	21.273	34.905	22.059	32.565	271.1
8	1:46.056	18.796	33.044	21.959	<b>32.257</b>	271.1
9	1:46.206	18.645	33.227	21.890	32.444	273.9
10	<b>1:45.902</b>	18.694	<b>33.028</b>	<b>21.803</b>	32.377	273.2
11	1:46.004	<b>18.640</b>	33.166	21.845	32.353	273.2
12	1:48.651	18.764	34.272	22.724	32.891	275.2

**26 Francisco J. RUIZ** ESP  
MDR COMPETICION YAMAHA

1	2:00.794	27.161	35.571	23.501	34.561	186.8
2	1:51.311	19.529	34.494	23.367	33.921	263.9
3	1:50.685	19.524	34.374	22.982	33.805	264.5
4	1:50.666	19.274	34.486	22.984	33.922	267.1
5	1:50.566	19.385	34.497	22.824	33.860	263.2
6	2:01.253 B	19.751	34.628	23.068	43.806	262.6
7	9:19.602	7:47.776	34.836	23.166	33.824	181.8
8	1:49.833	19.619	34.198	22.643	<b>33.373</b>	263.2
9	<b>1:49.105</b>	<b>19.179</b>	<b>33.927</b>	<b>22.600</b>	33.399	265.2
10	1:49.945	19.188	34.188	22.845	33.724	265.8
11	1:55.006	20.208	36.352	23.035	35.411	263.9
12	1:49.924	19.337	34.124	22.938	33.525	265.8
13	1:58.138	19.928	36.960	24.312	36.938	267.1
14	1:51.494	19.500	34.312	23.358	34.324	265.2
15	1:55.491	20.107	37.594	23.521	34.269	261.3

**27 Benedetto RASA** ITA  
YAMAHA GV STRATOS YAMAHA

1	2:47.397	1:11.362	36.500	24.399	35.136	172.0
2	1:54.426	20.445	35.219	24.030	34.732	260.1
3	1:53.744	20.035	35.067	23.790	34.852	260.7
4	1:53.016	19.958	34.994	23.628	34.436	263.9
5	1:52.592	19.913	34.977	23.494	34.208	262.6
6	1:53.452	19.771	35.058	23.672	34.951	262.0
7	2:14.618 B	22.958	38.373	24.693	48.594	260.7
8	10:06.517	8:32.583	35.588	23.799	34.547	108.4
9	1:52.760	19.867	35.314	23.342	34.237	260.7
10	1:52.416	19.847	34.793	23.523	34.253	261.3
11	1:52.338	19.925	34.985	23.376	34.052	258.2
12	1:55.372	19.893	37.025	23.563	34.891	264.5



# Supersport NG

## RFME ESBK 2023

### Entrenamiento Libre 2

### Sector Analysis

— Invalidated Lap    ■ Personal Best    ■ Session Best    B Crossing the pit lane

Lap	Time	Sector 1	Sector 2	Sector 3	Sector 4	T.Sp
13	1:51.292	19.681	34.506	23.178	33.927	264.5
14	1:51.303	19.661	34.395	23.210	34.037	262.6

34 Harry KHOURI AUS						
ANDOTRANS TEAM TORRENTÓ YAMAHA						
Lap	Time	Sector 1	Sector 2	Sector 3	Sector 4	T.Sp
1	2:06.167	30.779	37.224	23.454	34.710	185.5
2	1:50.256	19.652	34.230	22.861	33.513	264.5
3	1:49.452	19.413	33.803	22.749	33.487	265.2
4	1:49.073	19.401	33.876	22.544	33.252	265.2
5	1:49.166	19.330	33.735	22.502	33.599	264.5
6	1:48.724	19.475	33.833	22.484	32.932	265.8
7	1:48.503	19.282	33.750	22.451	33.020	267.1
8	1:48.244	19.110	33.602	22.407	33.125	275.2
9	1:48.353	19.274	33.671	22.316	33.092	265.8
10	2:02.105B	19.924	34.941	23.204	44.036	267.8
11	8:08.625	6:36.754	35.026	22.938	33.907	190.7
12	1:49.200	19.375	33.663	22.755	33.407	264.5
13	1:48.360	19.206	33.685	22.287	33.182	266.5
14	1:48.295	19.069	33.805	22.375	33.046	265.2
15	1:49.725	19.423	34.129	22.587	33.586	264.5
16	1:48.332	19.183	33.690	22.402	33.057	265.2

37 Mauro GONZALEZ ESP						
TEAM SPEED RACING						
Lap	Time	Sector 1	Sector 2	Sector 3	Sector 4	T.Sp
1	2:44.414B	1:01.211	35.479	23.952	43.772	188.7
2	13:08.470	...	35.955	23.241	33.902	195.2
3	1:56.598B	19.521	34.315	22.300	40.462	272.5
4	4:14.186	2:38.753	36.565	25.539	33.329	189.7
5	1:48.001	18.889	33.810	22.258	33.044	281.7
6	1:55.328B	18.927	33.539	22.100	40.762	274.5
7	5:25.445	3:56.196	33.948	22.271	33.030	191.4
8	1:46.912	18.875	33.161	22.020	32.856	274.5
9	1:47.410	18.616	33.272	22.058	33.464	276.6
10	1:49.314	18.716	33.283	21.970	35.345	275.9

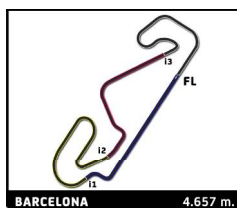
42 Jorge NAVARRO ESP						
WRP						
Lap	Time	Sector 1	Sector 2	Sector 3	Sector 4	T.Sp
1	1:52.150	23.105	34.116	22.261	32.668	194.1
2	1:45.957	18.846	32.880	21.840	32.391	267.1
3	1:45.844	18.804	32.819	21.903	32.318	269.8
4	1:45.871	18.664	32.960	21.954	32.293	269.8
5	1:46.008	18.690	32.989	21.946	32.383	271.1
6	1:46.020	18.733	32.930	21.928	32.429	270.4
7	1:45.846	18.676	32.834	21.978	32.358	270.4
8	1:46.241	18.651	32.989	22.036	32.565	269.8
9	1:46.240	18.629	33.043	21.859	32.709	270.4
10	1:46.496	18.791	33.072	21.911	32.722	269.1
11	1:46.310	18.738	33.056	21.897	32.619	267.8
12	1:46.057	18.669	32.975	21.903	32.510	269.1
13	1:46.298	18.660	33.104	21.896	32.638	270.4
14	1:46.522	18.728	33.036	21.949	32.809	271.1
15	1:47.765	18.662	33.807	22.472	32.824	271.1
16	1:46.264	18.562	33.105	21.891	32.706	273.2
17	1:46.892	18.660	33.263	21.911	33.058	272.5
18	2:06.506B	19.439	36.162	22.269	48.636	271.8
19	3:42.712B	1:44.864	36.766	25.265	55.817	162.5

43 Simon JESPERSEN DEN						
YAMAHA TEAM SCANDINAVIA YAMAHA						
Lap	Time	Sector 1	Sector 2	Sector 3	Sector 4	T.Sp
1	2:06.864	34.548	35.025	23.428	33.863	191.4
2	1:48.540	19.176	34.122	22.339	32.903	273.2
3	1:46.605	18.845	32.998	22.048	32.714	271.8
4	1:46.313	18.714	33.014	22.119	32.466	271.1
5	1:46.104	18.726	33.057	21.893	32.428	270.4
6	1:47.031	18.829	33.505	22.113	32.584	272.5
7	1:46.738	18.894	33.237	22.004	32.603	268.4
8	1:46.176	18.702	33.009	22.077	32.388	269.8
9	2:01.797B	19.095	33.963	23.315	45.424	269.1
10	7:36.655	6:06.700	34.336	22.620	32.999	187.4
11	1:47.284	18.917	34.030	22.238	32.617	275.2
12	1:46.660	18.917	33.112	22.101	32.530	269.1
13	1:46.441	18.749	33.029	21.997	32.666	269.8
14	1:46.363	18.759	33.176	21.935	32.493	270.4
15	1:52.252	18.736	36.673	23.881	32.962	271.8
16	1:46.281	18.749	33.026	22.128	32.378	273.9
17	1:46.556	18.847	33.168	21.971	32.570	273.2

47 Tibor Erik VARGA HUN						
MDR COMPETICION YAMAHA						
Lap	Time	Sector 1	Sector 2	Sector 3	Sector 4	T.Sp
1	2:18.191	41.737	36.995	24.220	35.239	187.1
2	1:53.014	20.046	35.129	23.385	34.454	263.9
3	1:52.215	19.948	34.854	23.239	34.174	268.4
4	1:52.490	20.575	34.684	23.080	34.151	269.8
5	1:51.528	19.562	34.751	23.110	34.105	265.8
6	1:59.800B	19.444	34.877	23.389	42.090	266.5
7	4:31.386	2:59.036	34.956	23.318	34.076	170.1
8	1:50.215	19.504	34.228	22.745	33.738	263.9
9	1:49.860	19.623	34.173	22.622	33.442	263.2
10	1:50.184	19.462	34.285	22.715	33.722	265.2
11	1:50.056	19.448	34.138	22.705	33.765	264.5
12	1:49.724	19.482	33.950	22.625	33.667	262.6
13	1:52.258	19.659	35.477	23.307	33.815	265.2
14	1:50.908	19.441	34.465	22.814	34.188	265.2
15	1:50.254	19.499	34.251	22.751	33.753	262.0
16	1:54.861	19.622	36.111	23.620	35.508	262.6
17	1:51.173	19.865	34.447	22.873	33.988	267.8
18	1:50.215	19.550	34.267	22.719	33.679	267.8

52 Guillem ERILL ESP						
DEZA-BOX 77 RACING TEAM KAWASAKI						
Lap	Time	Sector 1	Sector 2	Sector 3	Sector 4	T.Sp
1	2:08.743	34.149	36.089	23.932	34.573	183.0
2	1:50.411	19.627	34.268	23.001	33.515	268.4
3	1:49.987	19.386	34.218	22.864	33.519	270.4
4	1:49.624	19.515	33.947	22.824	33.338	265.2
5	1:49.128	19.332	33.914	22.727	33.155	267.8
6	1:48.960	19.373	33.714	22.722	33.151	266.5
7	1:56.220B	19.193	33.709	22.803	40.515	267.1
8	9:24.817	7:52.740	35.634	22.999	33.444	148.7
9	1:49.381	19.356	33.940	22.828	33.257	264.5
10	1:48.908	19.297	33.841	22.625	33.145	271.8
11	1:49.559	19.226	33.749	22.626	33.958	267.1
12	1:48.790	19.188	33.847	22.625	33.130	265.2
13	1:48.655	19.239	33.643	22.481	33.292	265.8





# Supersport NG

## RFME ESBK 2023

### Entrenamiento Libre 2

### Sector Analysis

— Invalidated Lap    ■ Personal Best    ■ Session Best    B Crossing the pit lane

Lap	Time	Sector 1	Sector 2	Sector 3	Sector 4	T.SpD	Lap	Time	Sector 1	Sector 2	Sector 3	Sector 4	T.SpD
14	1:48.442	19.127	33.696	22.498	33.121	265.8	3	1:48.712	19.197	33.774	22.394	33.347	272.5
15	1:48.463	19.135	33.725	22.450	33.153	265.2	4	1:48.483	18.953	33.697	22.411	33.422	273.2

<b>53</b>	<b>Charly MALTERRE</b>	FRA				
ILUSION RACING YAMAHA						
1	3:56.059 B	2:03.907	37.179	24.835	50.138	170.7
2	27:37.328	...	35.577	23.672	34.760	150.8
3	1:52.378	19.916	34.702	23.476	34.284	260.1
4	1:51.780	19.850	34.556	23.372	34.002	260.7

<b>54</b>	<b>Jesus RIOS</b>	ESP				
MRE TALENT						
1	2:19.896	47.304	35.673	23.077	33.842	170.9
2	1:49.672	19.486	34.131	22.662	33.393	263.9
3	1:49.024	19.144	33.985	22.460	33.435	269.1
4	2:02.528 B	19.094	34.137	22.677	46.620	268.4
5	7:09.006	5:38.316	34.943	22.545	33.202	125.3

<b>55</b>	<b>Alessandro SCIARRETTA</b>	ITA				
ZPM RACING TEAM						
1	2:37.344	1:05.922	34.661	22.831	33.930	194.8
2	1:49.837	19.230	33.939	22.740	33.928	269.8
3	1:49.679	19.125	34.151	22.576	33.827	275.9
4	1:49.482	19.177	34.020	22.615	33.670	269.8
5	2:00.113 B	19.219	34.013	23.830	43.051	271.1
6	8:16.985	6:44.183	34.435	22.657	35.710	195.2
7	1:50.069	19.521	34.017	22.726	33.805	262.0
8	1:49.698	19.285	33.997	22.569	33.847	270.4
9	1:49.475	19.137	34.310	22.501	33.527	269.1
10	1:49.544	19.130	34.044	22.457	33.913	273.2
11	1:49.730	19.350	34.110	22.568	33.702	268.4
12	1:49.509	19.131	34.103	22.505	33.770	271.1
13	1:51.421	19.327	34.310	22.611	35.173	271.1
14	1:49.557	19.174	34.071	22.546	33.766	275.9
15	1:50.160	19.313	34.170	22.638	34.039	271.1
16	1:50.357	19.274	34.372	22.689	34.022	269.1

<b>57</b>	<b>Daniel MUÑOZ</b>	ESP				
SP57 RACING TEAM YAMAHA						
1	1:55.078	24.371	34.647	22.709	33.351	191.1
2	1:48.674	19.303	33.795	22.443	33.133	265.8
3	1:48.251	19.090	33.658	22.341	33.162	268.4
4	1:48.203	18.992	33.734	22.357	33.120	266.5
5	1:56.532 B	19.086	34.609	23.169	39.668	266.5
6	7:33.397	6:03.442	34.128	22.584	33.243	193.5
7	1:47.523	19.153	33.461	22.157	32.752	265.2
8	1:47.521	18.916	33.392	22.361	32.852	273.9
9	1:47.639	19.017	33.381	22.300	32.941	265.2
10	2:00.633 B	19.003	33.412	25.052	43.166	265.2
11	8:15.325	6:45.201	34.437	22.524	33.163	192.8
12	1:48.395	19.380	33.705	22.376	32.934	263.9
13	1:48.325	19.145	33.590	22.514	33.076	262.0

<b>63</b>	<b>Niccolo ANTONELLI</b>	ITA				
ALTHEA RACING						
1	3:04.202	1:29.463	36.986	23.411	34.342	165.2
2	1:50.129	19.573	34.399	22.662	33.495	269.8

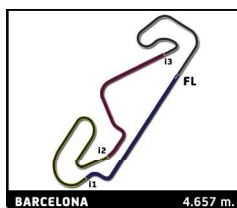
5	1:48.200	18.999	33.733	22.373	33.095	274.5
6	1:48.041	19.033	33.685	22.274	33.049	273.2
7	1:50.090	19.089	34.446	23.045	33.510	272.5
8	1:48.235	19.039	33.668	22.263	33.265	270.4
9	2:04.422 B	19.637	34.528	22.606	47.651	269.1
10	7:52.855	6:17.446	39.306	22.666	33.437	153.8
11	1:47.639	19.071	33.562	22.151	32.855	273.2
12	1:47.192	18.856	33.411	22.024	32.901	274.5
13	1:48.050	18.834	33.410	22.578	33.228	274.5
14	1:49.123	18.883	33.551	23.028	33.661	273.9
15	1:47.523	18.907	33.582	22.082	32.952	272.5
16	1:48.744	18.890	33.655	22.529	33.670	271.1

<b>67</b>	<b>Carlos VALLE</b>	ESP				
GV RACING						
1	2:34.866	1:02.554	35.716	23.032	33.564	195.9
2	1:48.788	19.293	34.027	22.469	32.999	275.9
3	1:48.044	18.910	33.800	22.446	32.888	276.6
4	1:48.628	18.843	33.705	22.465	33.615	273.9
5	1:48.176	18.902	33.729	22.382	33.163	273.2
6	2:05.223 B	22.855	36.215	23.700	42.453	274.5
7	8:51.349	7:19.877	34.387	23.209	33.876	197.3
8	1:48.326	18.958	33.712	22.595	33.061	272.5
9	1:48.436	18.989	33.704	22.608	33.135	270.4
10	2:10.379 B	21.390	43.658	23.022	42.309	271.8
11	6:43.530	5:03.987	38.666	27.024	33.853	191.4
12	1:49.175	19.091	34.145	22.649	33.290	273.2

<b>68</b>	<b>Carter J. BROWN</b>	GBR				
CF MOTORSPORT YAMAHA						
1	2:01.070	25.238	36.846	24.160	34.826	184.6
2	1:51.371	19.952	34.563	23.170	33.686	264.5
3	1:50.453	19.712	34.308	22.880	33.553	263.9
4	2:05.421 B	19.477	34.357	22.934	48.653	270.4
5	10:48.796	9:14.878	36.152	23.537	34.229	139.0
6	1:51.018	20.211	34.243	22.859	33.705	260.7
7	1:54.203	19.703	36.350	24.201	33.949	263.2
8	1:50.543	19.884	34.252	22.876	33.531	259.5
9	1:50.005	19.595	34.315	22.720	33.375	265.8
10	1:50.093	19.579	34.464	22.671	33.379	262.0
11	1:50.257	19.657	34.206	22.863	33.531	261.3
12	2:00.442	20.954	40.379	23.867	35.242	258.9
13	1:52.647	19.354	33.973	22.796	36.524	262.6
14	1:49.693	19.439	33.933	22.856	33.465	264.5

<b>69</b>	<b>Sviatoslav PYLYPENKO</b>	UKR				
ANDOTRANS TEAM TORRENTÓ YAMAHA						
1	2:06.032	30.769	36.872	23.585	34.806	185.8
2	1:51.649	19.928	34.746	22.970	34.005	260.1
3	1:51.389	19.912	34.577	22.932	33.968	263.9
4	2:10.612 B	20.091	37.673	23.841	49.007	260.7
5	5:29.599	3:56.401	35.611	23.365	34.222	149.1
6	1:51.610	19.740	34.700	23.158	34.012	262.0
7	1:52.418	19.974	34.803	23.312	34.329	259.5
8	1:51.694	19.926	34.722	23.005	34.041	258.9





# Supersport NG

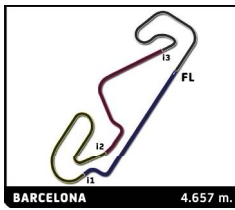
## RFME ESBK 2023

### Entrenamiento Libre 2

### Sector Analysis

— Invalidated Lap    ■ Personal Best    ■ Session Best    B Crossing the pit lane

Lap	Time	Sector 1	Sector 2	Sector 3	Sector 4	T.Sp	Lap	Time	Sector 1	Sector 2	Sector 3	Sector 4	T.Sp	
<b>90</b>	<b>Jassim G. AL THANI</b>						QAT	13	1:49.264	19.297	33.464	22.480	34.023	265.8
	VRC TEAM						YAMAHA	14	1:47.821	19.429	33.376	22.250	32.766	267.1
1	2:10.521	31.695	37.270	25.227	36.329	178.8	15	1:47.914	19.200	<b>33.161</b>	<b>22.139</b>	33.414	264.5	
2	1:57.870	20.770	36.120	25.147	35.833	255.2								
3	1:57.071	21.430	<b>35.526</b>	24.643	<b>35.472</b>	255.8								
4	<b>1:56.217</b>	<b>20.632</b>	35.556	<b>24.511</b>	35.518	255.8								
5	2:13.159 B	20.835	36.496	24.884	50.944	252.8								
<b>92</b>	<b>Nil ROIG</b>						ESP							
	MOTAP RACING TEAM						YAMAHA							
1	2:09.184	35.654	35.665	23.337	34.528	183.0								
2	1:51.437	19.999	34.804	22.887	33.747	266.5								
3	1:50.797	19.719	34.624	22.813	33.641	262.6								
4	1:50.649	19.571	34.623	22.746	33.709	263.2								
5	1:57.417	19.496	34.805	24.291	38.825	267.1								
6	1:55.489	21.002	37.278	23.318	33.891	253.4								
7	1:57.308 B	19.489	34.733	22.918	40.168	260.7								
8	13:07.239	...	35.456	22.612	33.407	188.7								
9	<b>1:49.131</b>	19.343	<b>33.848</b>	<b>22.549</b>	<b>33.391</b>	263.2								
10	1:49.629	19.277	34.165	22.695	33.492	262.0								
11	1:50.025	19.347	34.161	22.588	33.929	258.9								
12	1:49.641	<b>19.264</b>	34.323	22.630	33.424	258.2								
13	1:49.796	19.474	34.235	22.660	33.427	258.9								
<b>93</b>	<b>Leungo K. GAOREKWE</b>						RSA							
	I+DENT RACING TEAM													
1	2:33.524	55.083	39.637	23.743	35.061	160.8								
2	1:53.110	20.015	35.100	23.374	34.621	259.5								
3	1:53.461	20.047	35.101	23.465	34.848	257.0								
4	1:53.220	20.031	35.095	23.413	34.681	255.8								
5	1:52.952	20.108	34.915	23.343	34.586	254.6								
6	2:19.741 B	23.631	41.907	26.465	47.738	252.8								
7	5:39.646	4:06.104	35.732	23.332	34.478	146.5								
8	1:52.154	19.941	34.776	23.109	34.328	255.2								
9	1:51.426	19.914	34.441	<b>22.817</b>	34.254	254.0								
10	1:51.354	<b>19.725</b>	34.539	22.932	34.158	258.2								
11	<b>1:51.163</b>	19.850	<b>34.350</b>	22.919	<b>34.044</b>	257.6								
12	1:51.558	19.796	34.477	23.164	34.121	255.8								
13	1:53.198	19.881	34.479	22.913	35.925	256.4								
14	2:32.873 B	21.377	52.009	28.681	50.806	252.3								
15	3:53.269	2:17.288	37.832	23.442	34.707	157.8								
<b>96</b>	<b>Jose L. ARMARIO</b>						ESP							
	SUPERHUGO 44 TEAM						YAMAHA							
1	2:57.727	1:25.132	36.076	22.923	33.596	150.0								
2	1:48.670	19.704	33.675	22.352	32.939	263.9								
3	1:48.045	19.309	33.430	22.332	32.974	265.8								
4	1:47.766	19.195	33.325	22.519	32.727	266.5								
5	1:47.491	19.306	33.345	22.168	32.672	265.8								
6	<b>1:47.351</b>	<b>19.158</b>	33.243	22.298	<b>32.652</b>	264.5								
7	2:02.417 B	20.877	34.555	22.637	44.348	261.3								
8	9:13.142	7:40.376	34.543	22.671	35.552	172.3								
9	2:01.664 B	19.765	33.775	22.496	45.628	263.2								
10	2:13.288	42.761	34.139	22.648	33.740	144.6								
11	1:47.703	19.256	33.312	22.276	32.859	266.5								
12	1:51.535	19.271	34.040	22.619	35.605	268.4								



# Supersport NG

## RFME ESBK 2023

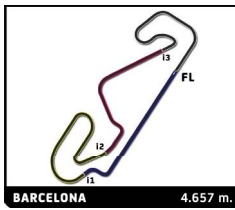
### Entrenamiento Libre 2

### Slow Sector Analysis

■ Personal Best ■ Session Best B Crossing the pit lane

Lap	Time	Sector 1	Sector 2	Sector 3	Sector 4	Elapsed	Lap	Time	Sector 1	Sector 2	Sector 3	Sector 4	Elapsed	
<b>3</b>	<b>Filip REHACEK</b> CZE							16	1:57.458	23.422	37.530	22.747	33.759	33:35.854
	NEW2 PROJECT YAMAHA							17	<b>1:49.848</b>	<b>19.334</b>	34.074	<b>22.721</b>	33.719	35:25.702
1	1:57.543	24.640	35.787	22.966	34.150	1:57.543								
2	1:49.636	19.453	34.114	22.713	33.356	3:47.179								
3	1:48.937	19.299	33.851	22.500	33.287	5:36.116								
4	1:48.743	19.217	33.778	22.527	33.221	7:24.859								
5	1:49.022	19.217	33.920	22.385	33.500	9:13.881								
6	1:48.867	19.228	33.857	22.439	33.343	11:02.748								
7	1:48.727	19.169	33.997	<b>22.379</b>	<b>33.182</b>	12:51.475								
8	1:49.384	<b>19.080</b>	33.952	22.765	33.587	14:40.859								
9	1:49.119	19.177	34.019	22.576	33.347	16:29.978								
10	2:05.378 B	19.349	34.154	22.924	48.951	18:35.356								
11	5:51.818	4:20.365	35.215	22.728	33.510	24:27.174								
12	1:51.023	19.738	35.061	22.863	33.361	26:18.197								
13	1:48.840	19.181	<b>33.711</b>	22.476	33.472	28:07.037								
14	1:49.448	19.225	34.159	22.641	33.423	29:56.485								
15	<b>1:48.724</b>	19.084	33.766	22.514	33.360	31:45.209								
16	1:49.225	19.200	33.803	22.500	33.722	33:34.434								
17	1:49.099	19.121	33.813	22.637	33.528	35:23.533								
<b>4</b>	<b>Eric FERNANDEZ</b> ESP							<b>8</b>	<b>Abdulla N. AL-QUBAISI</b> QAT					
	TEAM SPEED RACING								ANDOTRANS TEAM TORRENTÓ YAMAHA					
1	2:32.677	1:00.940	34.807	22.475	34.455	2:32.677	1	2:06.905	32.345	36.778	23.676	34.106	2:06.905	
2	1:47.561	19.281	33.544	22.014	32.722	4:20.238	2	1:51.548	19.956	34.642	23.111	<b>33.839</b>	3:58.453	
3	2:01.901	28.531	38.053	22.363	32.954	6:22.139	3	1:51.797	19.893	34.872	23.057	33.975	5:50.250	
4	1:46.695	18.778	33.313	21.920	32.684	8:08.834	4	1:51.561	19.730	34.653	23.092	34.086	7:41.811	
5	1:58.693 B	19.469	33.832	22.531	42.861	10:07.527	5	1:51.639	<b>19.613</b>	34.587	23.160	34.279	9:33.450	
6	8:06.175	6:37.069	34.482	21.980	32.644	18:13.702	6	2:13.688 B	20.434	42.114	29.565	41.575	11:47.138	
7	1:46.527	18.929	33.226	21.874	32.498	20:00.229	7	6:48.943	5:14.590	35.665	23.883	34.805	18:36.081	
8	1:46.156	18.738	33.191	21.857	<b>32.370</b>	21:46.385	8	1:51.971	19.883	34.745	23.030	34.313	20:28.052	
9	1:46.171	18.712	33.019	21.954	32.486	23:32.556	9	1:52.547	20.035	34.933	23.296	34.283	22:20.599	
10	1:45.944	18.689	32.948	21.823	32.484	25:18.500	10	1:51.891	19.959	34.851	23.106	33.975	24:12.490	
11	<b>1:45.688</b>	<b>18.581</b>	<b>32.916</b>	<b>21.748</b>	32.443	27:04.188	11	1:51.882	19.887	34.664	23.139	34.192	26:04.372	
12	1:46.446	18.778	33.128	21.886	32.654	28:50.634	12	1:51.308	19.690	34.660	23.014	33.944	27:55.680	
13	1:46.472	18.652	33.251	21.915	32.654	30:37.106	13	<b>1:51.080</b>	19.779	<b>34.411</b>	<b>22.958</b>	33.932	29:46.760	
14	1:46.272	18.592	33.132	21.875	32.673	32:23.378	14	1:51.424	19.738	34.555	23.204	33.927	31:38.184	
15	1:46.293	18.654	33.171	21.852	32.616	34:09.671	15	1:59.472	19.960	34.500	23.542	41.470	33:37.656	
16	1:46.746	18.766	33.413	21.802	32.765	35:56.417	16	1:51.245	19.857	34.439	23.038	33.911	35:28.901	
<b>7</b>	<b>Manuel ROCCA</b> ITA							<b>9</b>	<b>Javier DEL OLMO</b> ESP					
	ZIVI MOTOR CORSE YAMAHA								KAWASAKI PALMETO PL RACING KAWASAKI					
1	2:12.711	37.794	35.970	23.654	35.293	2:12.711	1	2:08.692	33.469	36.025	24.443	34.755	2:08.692	
2	1:52.164	19.594	35.081	23.213	34.276	4:04.875	2	1:52.340	20.249	34.628	23.197	34.266	4:01.032	
3	2:03.639 B	19.638	34.623	23.187	46.191	6:08.514	3	<b>1:51.078</b>	<b>19.543</b>	34.524	23.168	33.843	5:52.110	
4	4:58.284	3:26.084	34.625	22.949	34.626	11:06.798	4	1:51.495	19.604	34.643	23.291	33.957	7:43.605	
5	1:50.493	19.465	34.237	22.925	33.866	12:57.291	5	1:51.399	19.660	34.501	23.211	34.027	9:35.004	
6	1:50.124	19.400	<b>34.066</b>	22.873	33.785	14:47.415	6	1:51.744	19.764	34.778	23.218	33.984	11:26.748	
7	1:50.223	19.595	34.195	22.775	33.658	16:37.638	7	2:16.218 B	23.704	43.021	23.229	46.264	13:42.966	
8	2:00.661	19.549	34.067	25.378	41.667	18:38.299	8	7:06.353	5:32.872	35.792	23.450	34.239	20:49.319	
9	1:50.303	19.462	34.325	22.886	33.630	20:28.602	9	1:51.331	19.737	34.657	<b>22.987</b>	33.950	22:40.650	
10	1:53.022	19.581	36.291	23.430	33.720	22:21.624	10	1:51.553	19.757	34.805	23.122	33.869	24:32.203	
11	1:49.895	19.336	34.098	22.735	33.726	24:11.519	11	1:51.078	19.658	<b>34.455</b>	23.133	<b>33.832</b>	26:23.281	
12	1:50.078	19.429	34.218	22.827	<b>33.604</b>	26:01.597	12	2:04.151 B	19.722	34.539	23.069	46.821	28:27.432	
13	1:55.921	21.878	36.233	23.251	34.559	27:57.518								
14	1:50.059	19.399	34.195	22.792	33.673	29:47.577								
15	1:50.819	19.388	34.428	23.079	33.924	31:38.396								
<b>16</b>	<b>Alvaro FUERTES</b> ESP							<b>17</b>	<b>Ruben ROMERO</b> ESP					
	FUERTES TEAM YAMAHA								ILUSION RACING					
1	1:54.381	24.002	34.321	22.742	33.316	1:54.381	1	2:33.516	59.103	36.423	23.274	34.716	2:33.516	
2	1:48.742	19.213	33.693	22.515	33.321	3:43.123	2	1:49.461	19.393	34.170	22.805	33.093	4:22.977	
3	1:49.020	19.282	33.964	22.517	33.257	5:32.143								
4	1:48.315	19.048	33.748	22.581	32.938	7:20.458								
5	1:58.781 B	18.983	34.441	22.965	42.392	9:19.239								
6	9:17.965	7:45.189	36.031	23.117	33.628	18:37.204								
7	1:48.178	19.181	33.483	22.654	32.860	20:25.382								
8	<b>1:47.676</b>	18.982	33.458	22.456	<b>32.780</b>	22:13.058								
9	1:47.988	<b>18.952</b>	<b>33.455</b>	22.593	32.988	24:01.046								
10	1:59.530	20.356	39.077	23.940	36.157	26:00.576								
11	1:48.215	19.078	33.558	<b>22.423</b>	33.156	27:48.791								
12	2:12.707 B	21.807	37.938	26.291	46.671	30:01.498								
13	5:15.070	3:34.569	38.738	25.519	36.244	35:16.568								





# Supersport NG

## RFME ESBK 2023

### Entrenamiento Libre 2

### Slow Sector Analysis

Personal Best Session Best B Crossing the pit lane

Lap	Time	Sector 1	Sector 2	Sector 3	Sector 4	Elapsed	Lap	Time	Sector 1	Sector 2	Sector 3	Sector 4	Elapsed
3	1:49.319	19.288	34.073	22.941	33.017	6:12.296	11	1:49.059	18.922	33.616	23.145	33.376	20:12.694
4	1:50.287	19.290	33.994	23.529	33.474	8:02.583	12	1:48.156	19.148	33.740	22.345	32.923	22:00.850
5	2:05.227 B	20.474	37.309	23.256	44.188	10:07.810	13	1:48.021	19.011	33.575	22.304	33.131	23:48.871
6	9:09.096	7:37.932	34.971	22.950	33.243	19:16.906	14	1:47.926	19.013	33.680	22.353	32.880	25:36.797
7	1:48.886	19.189	34.026	22.615	33.056	21:05.792	15	1:49.745	19.104	34.819	22.690	33.132	27:26.542
8	1:49.357	19.317	34.132	22.702	33.206	22:55.149	16	1:48.617	19.139	33.962	22.430	33.086	29:15.159
9	2:11.747 B	19.677	38.226	22.796	51.048	25:06.896	17	1:48.667	19.147	33.888	22.487	33.145	31:03.826
10	6:54.340	5:19.272	38.311	23.239	33.518	32:01.236	18	2:04.709 B	20.759	36.981	23.226	43.743	33:08.535
11	1:50.135	19.358	34.593	22.731	33.453	33:51.371	19	3:00.351	1:18.285	41.372	25.589	35.105	36:08.886
12	1:51.294	19.508	34.736	23.173	33.877	35:42.665							

### 18 Cesar PARRILLA

ESP  
FAU55 RACING - FAMILY CASH YAMAHA

1	2:12.855	35.427	37.354	24.203	35.871	2:12.855
2	1:53.849	20.212	35.413	23.705	34.519	4:06.704
3	1:51.988	20.013	34.811	23.163	34.001	5:58.692
4	1:51.328	19.605	34.474	23.166	34.083	7:50.020
5	1:55.614	22.813	35.175	23.182	34.444	9:45.634
6	1:51.112	19.659	34.471	23.144	33.838	11:36.746
7	1:51.425	19.817	34.617	22.955	34.036	13:28.171
8	1:51.099	19.708	34.403	23.105	33.883	15:19.270
9	2:03.812 B	20.621	35.588	23.741	43.862	17:23.082
10	8:07.709	6:29.875	36.484	23.230	38.120	25:30.791
11	2:34.889			23.571	34.637	28:05.680
12	1:52.536	20.452	34.846	23.156	34.082	29:58.216
13	1:51.019	19.776	34.542	22.870	33.831	31:49.235
14	1:50.726	19.723	34.251	22.925	33.827	33:39.961
15	1:50.899	19.905	34.351	22.980	33.663	35:30.860

### 19 Joan DIAZ

ESP  
I+DENT RACING TEAM

1	2:14.741	41.389	36.098	23.140	34.114	2:14.741
2	1:50.983	19.497	34.556	23.209	33.721	4:05.724
3	2:02.343 B	19.338	34.257	22.805	45.943	6:08.067
4	3:12.962	1:40.742	35.414	22.828	33.978	9:21.029
5	1:50.246	19.339	34.465	22.627	33.815	11:11.275
6	1:50.004	19.173	34.441	22.489	33.901	13:01.279
7	1:57.430 B	19.272	34.354	22.473	41.331	14:58.709
8	10:31.806	8:55.680	37.031	24.860	34.235	25:30.515
9	1:48.757	19.067	33.865	22.493	33.332	27:19.272
10	1:56.319 B	19.026	34.013	22.354	40.926	29:15.591
11	3:13.490	1:42.049	35.659	22.511	33.271	32:29.081
12	1:48.723	19.216	33.672	22.449	33.386	34:17.804
13	1:47.843	18.900	33.591	22.318	33.034	36:05.647

### 21 Demis MIHAILA

ITA  
MOTOXRACINGTEAM YAMAHA

1	2:07.454	30.335	38.443	24.021	34.655	2:07.454
2	1:51.050	20.110	34.772	22.607	33.561	3:58.504
3	1:48.639	19.456	33.897	22.465	32.821	5:47.143
4	1:48.205	19.416	33.519	22.272	32.998	7:35.348
5	1:48.699	19.164	33.812	22.281	33.442	9:24.047
6	1:47.809	19.069	33.614	22.167	32.959	11:11.856
7	1:47.758	19.042	33.536	22.339	32.841	12:59.614
8	1:47.923	19.199	33.527	22.335	32.862	14:47.537
9	1:47.593	19.033	33.582	22.195	32.783	16:35.130
10	1:48.505	19.267	33.624	22.378	33.236	18:23.635

### 25 Andy VERDOIA

FRA  
ARCO YAMAHA MOTOR UNIVERSITY YAMAHA

1	4:12.974	2:36.343	35.973	23.212	37.446	4:12.974
2	1:50.457	19.264	34.306	22.898	33.989	6:03.431
3	1:48.797	19.141	34.019	22.455	33.182	7:52.228
4	1:57.966 B	18.973	34.299	22.425	42.269	9:50.194
5	13:09.501	...	35.682	22.735	33.044	22:59.695
6	1:46.627	18.965	33.228	21.943	32.491	24:46.322
7	1:50.802	21.273	34.905	22.059	32.565	26:37.124
8	1:46.056	18.796	33.044	21.959	32.257	28:23.180
9	1:46.206	18.645	33.227	21.890	32.444	30:09.386
10	1:45.902	18.694	33.028	21.803	32.377	31:55.288
11	1:46.004	18.640	33.166	21.845	32.353	33:41.292
12	1:48.651	18.764	34.272	22.724	32.891	35:29.943

### 26 Francisco J. RUIZ

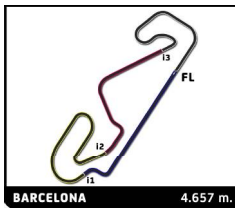
ESP  
MDR COMPETICION YAMAHA

1	2:00.794	27.161	35.571	23.501	34.561	2:00.794
2	1:51.311	19.529	34.494	23.367	33.921	3:52.105
3	1:50.685	19.524	34.374	22.982	33.805	5:42.790
4	1:50.666	19.274	34.486	22.984	33.922	7:33.456
5	1:50.566	19.385	34.497	22.824	33.860	9:24.022
6	2:01.253 B	19.751	34.628	23.068	43.806	11:25.275
7	9:19.602	7:47.776	34.836	23.166	33.824	20:44.877
8	1:49.833	19.619	34.198	22.643	33.373	22:34.710
9	1:49.105	19.179	33.927	22.600	33.399	24:23.815
10	1:49.945	19.188	34.188	22.845	33.724	26:13.760
11	1:55.006	20.208	36.352	23.035	35.411	28:08.766
12	1:49.924	19.337	34.124	22.938	33.525	29:58.690
13	1:58.138	19.928	36.960	24.312	36.938	31:56.828
14	1:51.494	19.500	34.312	23.358	34.324	33:48.322
15	1:55.491	20.107	37.594	23.521	34.269	35:43.813

### 27 Benedetto RASA

ITA  
YAMAHA GV STRATOS YAMAHA

1	2:47.397	1:11.362	36.500	24.399	35.136	2:47.397
2	1:54.426	20.445	35.219	24.030	34.732	4:41.823
3	1:53.744	20.035	35.067	23.790	34.852	6:35.567
4	1:53.016	19.958	34.994	23.628	34.436	8:28.583
5	1:52.592	19.913	34.977	23.494	34.208	10:21.175
6	1:53.452	19.771	35.058	23.672	34.951	12:14.627
7	2:14.618 B	22.958	38.373	24.693	48.594	14:29.245
8	10:06.517	8:32.583	35.588	23.799	34.547	24:35.762
9	1:52.760	19.867	35.314	23.342	34.237	26:28.522
10	1:52.416	19.847	34.793	23.523	34.253	28:20.938
11	1:52.338	19.925	34.985	23.376	34.052	30:13.276
12	1:55.372	19.893	37.025	23.563	34.891	32:08.648



# Supersport NG

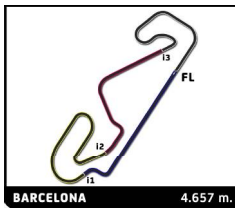
## RFME ESBK 2023

### Entrenamiento Libre 2

### Slow Sector Analysis

Personal Best Session Best B Crossing the pit lane

Lap	Time	Sector 1	Sector 2	Sector 3	Sector 4	Elapsed	Lap	Time	Sector 1	Sector 2	Sector 3	Sector 4	Elapsed
13	1:51.292	19.681	34.506	23.178	33.927	33:59.940	43	Simon JESPERSEN					DEN
14	1:51.303	19.661	34.395	23.210	34.037	35:51.243		YAMAHA TEAM SCANDINAVIA					YAMAHA
<b>34</b>	<b>Harry KHOURI</b>					AUS	1	2:06.864	34.548	35.025	23.428	33.863	2:06.864
	ANDOTRANS TEAM TORRENTÓ					YAMAHA	2	1:48.540	19.176	34.122	22.339	32.903	3:55.404
1	2:06.167	30.779	37.224	23.454	34.710	2:06.167	3	1:46.605	18.845	32.998	22.048	32.714	5:42.009
2	1:50.256	19.652	34.230	22.861	33.513	3:56.423	4	1:46.313	18.714	33.014	22.119	32.466	7:28.322
3	1:49.452	19.413	33.803	22.749	33.487	5:45.875	5	1:46.104	18.726	33.057	21.893	32.428	9:14.426
4	1:49.073	19.401	33.876	22.544	33.252	7:34.948	6	1:47.031	18.829	33.505	22.113	32.584	11:01.457
5	1:49.166	19.330	33.735	22.502	33.599	9:24.114	7	1:46.738	18.894	33.237	22.004	32.603	12:48.195
6	1:48.724	19.475	33.833	22.484	32.932	11:12.838	8	1:46.176	18.702	33.009	22.077	32.388	14:34.371
7	1:48.503	19.282	33.750	22.451	33.020	13:01.341	9	2:01.797	19.095	33.963	23.315	45.424	16:36.168
8	1:48.244	19.110	33.602	22.407	33.125	14:49.585	10	7:36.655	6:06.700	34.336	22.620	32.999	24:12.823
9	1:48.353	19.274	33.671	22.316	33.092	16:37.938	11	1:47.284	18.399	34.030	22.238	32.617	26:00.107
10	2:02.105	19.924	34.941	23.204	44.036	18:40.043	12	1:46.660	18.917	33.112	22.101	32.530	27:46.767
11	8:08.625	6:36.754	35.026	22.938	33.907	26:48.668	13	1:46.441	18.749	33.029	21.997	32.666	29:33.208
12	1:49.200	19.375	33.663	22.755	33.407	28:37.868	14	1:46.363	18.759	33.176	21.935	32.493	31:19.571
13	1:48.360	19.206	33.685	22.287	33.182	30:26.228	15	1:52.252	18.736	36.673	23.881	32.962	33:11.823
14	1:48.295	19.069	33.805	22.375	33.046	32:14.523	16	1:46.281	18.749	33.026	22.128	32.378	34:58.104
15	1:49.725	19.423	34.129	22.587	33.586	34:04.248	17	1:46.556	18.847	33.168	21.971	32.570	36:44.660
16	1:48.332	19.183	33.690	22.402	33.057	35:52.580	<b>47</b>	<b>Tibor Erik VARGA</b>					HUN
<b>37</b>	<b>Mauro GONZALEZ</b>					ESP		MDR COMPETICION					YAMAHA
	TEAM SPEED RACING						1	2:18.191	41.737	36.995	24.220	35.239	2:18.191
1	2:44.414	1:01.211	35.479	23.952	43.772	2:44.414	2	1:53.014	20.046	35.129	23.385	34.454	4:11.205
2	13:08.470	...	35.955	23.241	33.902	15:52.884	3	1:52.215	19.948	34.854	23.239	34.174	6:03.420
3	1:56.598	19.521	34.315	22.300	40.462	17:49.482	4	1:52.490	20.575	34.684	23.080	34.151	7:55.910
4	4:14.186	2:38.753	36.565	25.539	33.329	22:03.668	5	1:51.528	19.562	34.751	23.110	34.105	9:47.438
5	1:48.001	18.889	33.810	22.258	33.044	23:51.669	6	1:59.800	19.444	34.877	23.389	42.090	11:47.238
6	1:55.328	18.927	33.539	22.100	40.762	25:46.997	7	4:31.386	2:59.036	34.956	23.318	34.076	16:18.624
7	5:25.445	3:56.196	33.948	22.271	33.030	31:12.442	8	1:50.215	19.504	34.228	22.745	33.738	18:08.839
8	1:46.912	18.875	33.161	22.020	32.856	32:59.354	9	1:49.860	19.623	34.173	22.622	33.442	19:58.699
9	1:47.410	18.616	33.272	22.058	33.464	34:46.764	10	1:50.184	19.462	34.285	22.715	33.722	21:48.883
10	1:49.314	18.716	33.283	21.970	35.345	36:36.078	11	1:50.056	19.448	34.138	22.705	33.765	23:38.939
<b>42</b>	<b>Jorge NAVARRO</b>					ESP	12	1:49.724	19.482	33.950	22.625	33.667	25:28.663
	WRP						13	1:52.258	19.659	35.477	23.307	33.815	27:20.921
1	1:52.150	23.105	34.116	22.261	32.668	1:52.150	14	1:50.908	19.441	34.465	22.814	34.188	29:11.829
2	1:45.957	18.846	32.880	21.840	32.391	3:38.107	15	1:50.254	19.499	34.251	22.751	33.753	31:02.083
3	1:45.844	18.804	32.819	21.903	32.318	5:23.951	16	1:54.861	19.622	36.111	23.620	35.508	32:56.944
4	1:45.871	18.664	32.960	21.954	32.293	7:09.822	17	1:51.173	19.865	34.447	22.873	33.988	34:48.117
5	1:46.008	18.690	32.989	21.946	32.383	8:55.830	18	1:50.215	19.550	34.267	22.719	33.679	36:38.332
6	1:46.020	18.733	32.930	21.928	32.429	10:41.850	<b>52</b>	<b>Guillem ERILL</b>					ESP
7	1:45.846	18.676	32.834	21.978	32.358	12:27.696		DEZA-BOX 77 RACING TEAM					KAWASAKI
8	1:46.241	18.651	32.989	22.036	32.565	14:13.937	1	2:08.743	34.149	36.089	23.932	34.573	2:08.743
9	1:46.240	18.629	33.043	21.859	32.709	16:00.177	2	1:50.411	19.627	34.268	23.001	33.515	3:59.154
10	1:46.496	18.791	33.072	21.911	32.722	17:46.673	3	1:49.987	19.386	34.218	22.864	33.519	5:49.141
11	1:46.310	18.738	33.056	21.897	32.619	19:32.983	4	1:49.624	19.515	33.947	22.824	33.338	7:38.765
12	1:46.057	18.669	32.975	21.903	32.510	21:19.040	5	1:49.128	19.332	33.914	22.727	33.155	9:27.893
13	1:46.298	18.660	33.104	21.896	32.638	23:05.338	6	1:48.960	19.373	33.714	22.722	33.151	11:16.853
14	1:46.522	18.728	33.036	21.949	32.809	24:51.860	7	1:56.220	19.193	33.709	22.803	40.515	13:13.073
15	1:47.765	18.662	33.807	22.472	32.824	26:39.625	8	9:24.817	7:52.740	35.634	22.999	33.444	22:37.890
16	1:46.264	18.562	33.105	21.891	32.706	28:25.889	9	1:49.381	19.356	33.940	22.828	33.257	24:27.271
17	1:46.892	18.660	33.263	21.911	33.058	30:12.781	10	1:48.908	19.297	33.841	22.625	33.145	26:16.179
18	2:06.506	19.439	36.162	22.269	48.636	32:19.287	11	1:49.559	19.226	33.749	22.626	33.958	28:05.738
19	3:42.712	1:44.864	36.766	25.265	55.817	36:01.999	12	1:48.790	19.188	33.847	22.625	33.130	29:54.528
							13	1:48.655	19.239	33.643	22.481	33.292	31:43.183



# Supersport NG

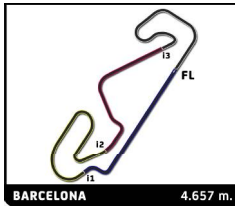
## RFME ESBK 2023

### Entrenamiento Libre 2

### Slow Sector Analysis

■ Personal Best ■ Session Best B Crossing the pit lane

Lap	Time	Sector 1	Sector 2	Sector 3	Sector 4	Elapsed	Lap	Time	Sector 1	Sector 2	Sector 3	Sector 4	Elapsed
14	1:48.442	19.127	33.696	22.498	33.121	33:31.625	3	1:48.712	19.197	33.774	22.394	33.347	6:43.043
15	1:48.463	19.135	33.725	22.450	33.153	35:20.088	4	1:48.483	18.953	33.697	22.411	33.422	8:31.526
<b>53</b>	<b>Charly MALTERRE</b>					FRA	5	1:48.200	18.999	33.733	22.373	33.095	10:19.726
	ILUSION RACING					YAMAHA	6	1:48.041	19.033	33.685	22.274	33.049	12:07.767
1	3:56.059 B	2:03.907	37.179	24.835	50.138	3:56.059	7	1:50.090	19.089	34.446	23.045	33.510	13:57.857
2	27:37.328	...	35.577	23.672	34.760	31:33.387	8	1:48.235	19.039	33.668	22.263	33.265	15:46.092
3	1:52.378	19.916	34.702	23.476	34.284	33:25.765	9	2:04.422 B	19.637	34.528	22.606	47.651	17:50.514
4	1:51.780	19.850	34.556	23.372	34.002	35:17.545	10	7:52.855	6:17.446	39.306	22.666	33.437	25:43.369
<b>54</b>	<b>Jesus RIOS</b>					ESP	11	1:47.639	19.071	33.562	22.151	32.855	27:31.008
	MRE TALENT						12	1:47.192	18.856	33.411	22.024	32.901	29:18.200
1	2:19.896	47.304	35.673	23.077	33.842	2:19.896	13	1:48.050	18.834	33.410	22.578	33.228	31:06.250
2	1:49.672	19.486	34.131	22.662	33.393	4:09.568	14	1:49.123	18.883	33.551	23.028	33.661	32:55.373
3	1:49.024	19.144	33.985	22.460	33.435	5:58.592	15	1:47.523	18.907	33.582	22.082	32.952	34:42.896
4	2:02.528 B	19.094	34.137	22.677	46.620	8:01.120	16	1:48.744	18.890	33.655	22.529	33.670	36:31.640
5	7:09.006	5:38.316	34.943	22.545	33.202	15:10.126	<b>67</b>	<b>Carlos VALLE</b>					ESP
<b>55</b>	<b>Alessandro SCIARRETTA</b>					ITA		GV RACING					
	ZPM RACING TEAM						1	2:34.866	1:02.554	35.716	23.032	33.564	2:34.866
1	2:37.344	1:05.922	34.661	22.831	33.930	2:37.344	2	1:48.788	19.293	34.027	22.469	32.999	4:23.654
2	1:49.837	19.230	33.939	22.740	33.928	4:27.181	3	1:48.044	18.910	33.800	22.446	32.888	6:11.698
3	1:49.679	19.125	34.151	22.576	33.827	6:16.860	4	1:48.628	18.843	33.705	22.465	33.615	8:00.326
4	1:49.482	19.177	34.020	22.615	33.670	8:06.342	5	1:48.176	18.902	33.729	22.382	33.163	9:48.502
5	2:00.113 B	19.219	34.013	23.830	43.051	10:06.455	6	2:05.223 B	22.855	36.215	23.700	42.453	11:53.725
6	8:16.985	6:44.183	34.435	22.657	35.710	18:23.440	7	8:51.349	7:19.877	34.387	23.209	33.876	20:45.074
7	1:50.069	19.521	34.017	22.726	33.805	20:13.509	8	1:48.326	18.958	33.712	22.595	33.061	22:33.400
8	1:49.698	19.285	33.997	22.569	33.847	22:03.207	9	1:48.436	18.989	33.704	22.608	33.135	24:21.836
9	1:49.475	19.137	34.310	22.501	33.527	23:52.682	10	2:10.379 B	21.390	43.658	23.022	42.309	26:32.215
10	1:49.544	19.130	34.044	22.457	33.913	25:42.226	11	6:43.530	5:03.987	38.666	27.024	33.853	33:15.745
11	1:49.730	19.350	34.110	22.568	33.702	27:31.956	12	1:49.175	19.091	34.145	22.649	33.290	35:04.920
12	1:49.509	19.131	34.103	22.505	33.770	29:21.465	<b>68</b>	<b>Carter J. BROWN</b>					GBR
13	1:51.421	19.327	34.310	22.611	35.173	31:12.886		CF MOTORSPORT					YAMAHA
14	1:49.557	19.174	34.071	22.546	33.766	33:02.443	1	2:01.070	25.238	36.846	24.160	34.826	2:01.070
15	1:50.160	19.313	34.170	22.638	34.039	34:52.603	2	1:51.371	19.952	34.563	23.170	33.686	3:52.441
16	1:50.357	19.274	34.372	22.689	34.022	36:42.960	3	1:50.453	19.712	34.308	22.880	33.553	5:42.894
<b>57</b>	<b>Daniel MUÑOZ</b>					ESP	4	2:05.421 B	19.477	34.357	22.934	48.653	7:48.315
	SP57 RACING TEAM					YAMAHA	5	10:48.796	9:14.878	36.152	23.537	34.229	18:37.111
1	1:55.078	24.371	34.647	22.709	33.351	1:55.078	6	1:51.018	20.211	34.243	22.859	33.705	20:28.129
2	1:48.674	19.303	33.795	22.443	33.133	3:43.752	7	1:54.203	19.703	36.350	24.201	33.949	22:22.332
3	1:48.251	19.090	33.658	22.341	33.162	5:32.003	8	1:50.543	19.884	34.252	22.876	33.531	24:12.875
4	1:48.203	18.992	33.734	22.357	33.120	7:20.206	9	1:50.005	19.595	34.315	22.720	33.375	26:02.880
5	1:56.532 B	19.086	34.609	23.169	39.668	9:16.738	10	1:50.093	19.579	34.464	22.671	33.379	27:52.973
6	7:33.397	6:03.442	34.128	22.584	33.243	16:50.135	11	1:50.257	19.657	34.206	22.863	33.531	29:43.230
7	1:47.523	19.153	33.461	22.157	32.752	18:37.658	12	2:00.442	20.954	40.379	23.867	35.242	31:43.672
8	1:47.521	18.916	33.392	22.361	32.852	20:25.179	13	1:52.647	19.354	33.973	22.796	36.524	33:36.319
9	1:47.639	19.017	33.381	22.300	32.941	22:12.818	14	1:49.693	19.439	33.933	22.856	33.465	35:26.012
10	2:00.633 B	19.003	33.412	25.052	43.166	24:13.451	<b>69</b>	<b>Sviatoslav PYLYPENKO</b>					UKR
11	8:15.325	6:45.201	34.437	22.524	33.163	32:28.776		ANDOTRANS TEAM TORRENTÓ					YAMAHA
12	1:48.395	19.380	33.705	22.376	32.934	34:17.171	1	2:06.032	30.769	36.872	23.585	34.806	2:06.032
13	1:48.325	19.145	33.590	22.514	33.076	36:05.496	2	1:51.649	19.928	34.746	22.970	34.005	3:57.681
<b>63</b>	<b>Niccolo ANTONELLI</b>					ITA	3	1:51.389	19.912	34.577	22.932	33.968	5:49.070
	ALTHEA RACING						4	2:10.612 B	20.091	37.673	23.841	49.007	7:59.682
1	3:04.202	1:29.463	36.986	23.411	34.342	3:04.202	5	5:29.599	3:56.401	35.611	23.365	34.222	13:29.281
2	1:50.129	19.573	34.399	22.662	33.495	4:54.331	6	1:51.610	19.740	34.700	23.158	34.012	15:20.891
							7	1:52.418	19.974	34.803	23.312	34.329	17:13.309
							8	1:51.694	19.926	34.722	23.005	34.041	19:05.003



# Supersport NG

## RFME ESBK 2023

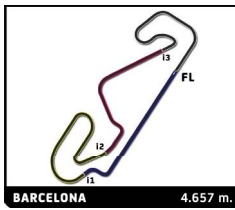
### Entrenamiento Libre 2

### Slow Sector Analysis

Personal Best Session Best B Crossing the pit lane

Lap	Time	Sector 1	Sector 2	Sector 3	Sector 4	Elapsed	Lap	Time	Sector 1	Sector 2	Sector 3	Sector 4	Elapsed
9	1:51.222	19.690	34.615	22.880	34.037	20:56.225	16	1:46.699	<b>18.651</b>	33.129	22.336	32.583	34:57.682
10	1:50.967	19.579	34.675	22.846	33.867	22:47.192	17	1:46.709	18.734	33.237	<b>22.041</b>	32.697	36:44.391
11	1:50.657	<b>19.547</b>	34.480	22.901	<b>33.729</b>	24:37.849	<b>78</b> Marco GARCIA						
12	1:59.482 B	19.619	34.621	23.061	42.181	26:37.331	EASYPACE TEAM						
13	6:18.701	4:45.470	35.744	23.514	33.973	32:56.032	1	2:07.727	31.825	37.507	24.361	34.034	2:07.727
14	<b>1:50.526</b>	19.615	34.335	<b>22.785</b>	33.791	34:46.558	2	1:50.256	19.846	34.386	22.644	33.380	3:57.983
15	1:50.574	19.683	<b>34.294</b>	22.898	33.759	36:37.132	3	1:48.821	19.237	33.863	22.484	33.237	5:46.804
<b>70</b> John MCPHEE GBR							4	1:48.475	19.314	<b>33.549</b>	<b>22.434</b>	33.178	7:35.279
WRP							5	1:49.242	19.510	33.778	22.765	33.189	9:24.521
1	2:21.257 B	38.768	35.887	23.861	42.741	2:21.257	6	1:49.654	19.416	33.858	23.261	33.119	11:14.175
2	6:28.497 B	4:44.087	34.392	22.668	47.350	8:49.754	7	<b>1:48.473</b>	19.195	33.665	22.496	33.117	13:02.648
3	4:03.868	2:32.325	35.159	22.743	33.641	12:53.622	8	1:48.784	19.415	33.579	22.474	33.316	14:51.432
4	1:48.176	19.201	33.635	22.302	33.038	14:41.798	9	2:05.631 B	19.345	34.373	23.405	48.508	16:57.063
5	1:48.417	18.859	33.733	22.774	33.051	16:30.215	10	8:07.624	6:35.843	35.402	22.841	33.538	25:04.687
6	1:47.375	<b>18.759</b>	33.313	22.241	33.062	18:17.590	11	1:54.244	19.466	34.498	23.121	37.159	26:58.931
7	1:47.314	18.893	33.369	22.216	<b>32.836</b>	20:04.904	12	1:49.063	19.270	33.822	22.531	33.440	28:47.994
8	1:47.739	19.135	33.280	22.103	33.221	21:52.643	13	1:49.114	19.294	33.868	22.557	33.395	30:37.108
9	1:54.674 B	18.887	33.218	<b>22.095</b>	40.474	23:47.317	14	1:48.520	<b>19.069</b>	33.614	22.741	<b>33.096</b>	32:25.628
10	7:34.803	6:01.892	37.148	22.453	33.310	31:22.120	15	1:48.775	19.215	33.696	22.526	33.338	34:14.403
11	1:47.951	18.917	33.376	22.354	33.304	33:10.071	16	1:48.839	19.174	33.830	22.634	33.201	36:03.242
12	1:48.943	18.903	33.314	23.611	33.115	34:59.014	<b>81</b> Joan SANTOS ESP						
13	<b>1:47.018</b>	18.811	<b>33.171</b>	22.099	32.937	36:46.032	YAMAHA GV STRATOS YAMAHA						
<b>73</b> Alessio GUARNIERI ITA							1	2:47.531	1:12.424	36.331	23.815	34.961	2:47.531
FIFTY MOTORSPORT YAMAHA							2	1:52.099	19.522	34.721	23.404	34.452	4:39.630
1	2:12.618	32.313	40.107	24.380	35.818	2:12.618	3	1:52.074	19.773	34.780	23.213	34.308	6:31.704
2	1:55.092	20.267	35.745	23.742	35.338	4:07.710	4	1:51.986	19.683	34.883	23.415	34.005	8:23.690
3	1:53.903	20.160	35.451	23.274	35.018	6:01.613	5	1:51.727	19.497	34.775	23.246	34.209	10:15.417
4	2:11.328 B	21.983	41.091	24.425	43.829	8:12.941	6	1:51.488	19.569	34.655	23.108	34.156	12:06.905
5	6:11.530	4:36.623	35.996	23.783	35.128	14:24.471	7	1:51.701	19.492	34.734	23.288	34.187	13:58.606
6	1:54.058	20.444	35.585	23.336	34.693	16:18.529	8	1:51.848	19.537	34.780	23.253	34.278	15:50.454
7	2:00.635 B	20.219	34.966	23.300	42.150	18:19.164	9	2:04.461 B	20.142	35.284	23.572	45.463	17:54.915
8	6:48.361	5:15.263	35.437	23.179	34.482	25:07.525	10	8:50.640	7:18.034	35.246	23.180	34.180	26:45.555
9	1:52.914	19.873	35.129	23.395	34.517	27:00.439	11	1:50.729	19.377	34.656	22.981	<b>33.715</b>	28:36.284
10	<b>1:51.769</b>	19.754	<b>34.634</b>	23.161	<b>34.220</b>	28:52.208	12	1:50.728	19.401	34.443	23.078	33.806	30:27.012
11	1:51.988	<b>19.729</b>	34.788	23.091	34.380	30:44.196	13	<b>1:50.085</b>	<b>19.252</b>	<b>34.159</b>	<b>22.953</b>	33.721	32:17.097
12	2:01.877 B	19.894	34.781	<b>23.007</b>	44.195	32:46.073	14	1:50.902	19.473	34.452	23.038	33.939	34:07.999
13	4:08.819	2:33.903	36.044	23.762	35.110	36:54.892	15	1:51.133	19.533	34.770	22.997	33.833	35:59.132
<b>77</b> Piotr BIESIEKIRSKI POL							<b>83</b> Juan RODRIGUEZ ESP						
FAU55 RACING - EUVIC YAMAHA							I+DENT RACING TEAM						
1	2:33.076	1:01.278	34.734	22.838	34.226	2:33.076	1	1:53.446	22.637	34.996	22.545	33.268	1:53.446
2	1:48.326	19.148	33.662	22.553	32.963	4:21.402	2	1:48.053	19.130	33.543	22.387	32.993	3:41.499
3	1:47.600	18.891	33.434	22.311	32.964	6:09.002	3	1:47.691	18.890	33.459	22.314	33.028	5:29.190
4	1:47.814	19.086	33.497	22.345	32.886	7:56.816	4	1:47.571	18.957	33.511	22.194	32.909	7:16.761
5	1:47.993	18.853	33.664	22.285	33.191	9:44.809	5	1:47.669	19.113	33.467	22.210	32.879	9:04.430
6	1:47.244	18.782	33.407	22.296	32.759	11:32.053	6	1:57.053 B	19.230	33.944	22.491	41.388	11:01.483
7	1:47.303	18.847	33.409	22.204	32.843	13:19.356	7	10:34.546	9:04.425	34.249	22.561	33.311	21:36.029
8	1:47.185	18.758	33.327	22.261	32.839	15:06.541	8	1:46.833	18.873	33.123	22.092	32.745	23:22.862
9	1:47.168	18.738	33.348	22.315	32.767	16:53.709	9	1:46.550	18.954	<b>33.042</b>	22.098	32.456	25:09.412
10	2:00.445 B	19.183	34.957	22.747	43.558	18:54.154	10	1:48.712	18.807	34.302	22.546	33.057	26:58.124
11	7:10.216	5:41.623	33.588	22.209	32.796	26:04.370	11	1:46.385	18.784	33.106	<b>22.071</b>	32.424	28:44.509
12	1:47.244	19.048	33.397	22.224	32.575	27:51.614	12	1:49.414	19.631	34.431	22.495	32.857	30:33.923
13	1:46.423	18.685	33.157	22.134	<b>32.447</b>	29:38.037	13	1:50.570	20.862	35.061	22.197	32.450	32:24.493
14	<b>1:46.406</b>	18.662	33.143	22.087	32.514	31:24.443	14	<b>1:46.223</b>	<b>18.749</b>	33.094	22.115	<b>32.265</b>	34:10.716
15	1:46.540	18.759	<b>33.074</b>	22.154	32.553	33:10.983	15	1:46.851	18.824	33.129	22.489	32.409	35:57.567





## Supersport NG

### RFME ESBK 2023

### Entrenamiento Libre 2

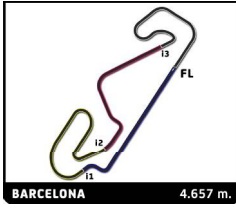
### Slow Sector Analysis

Personal Best

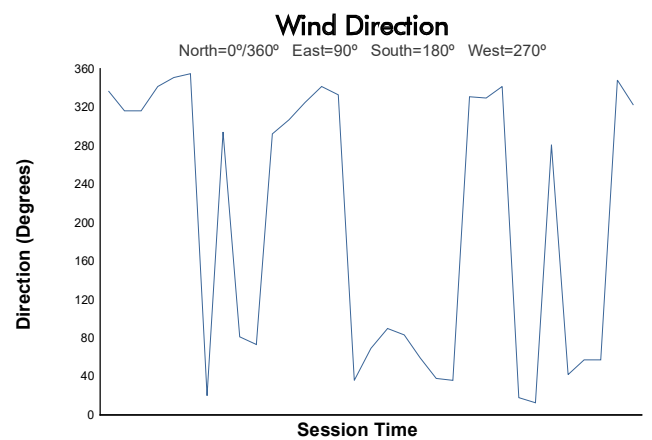
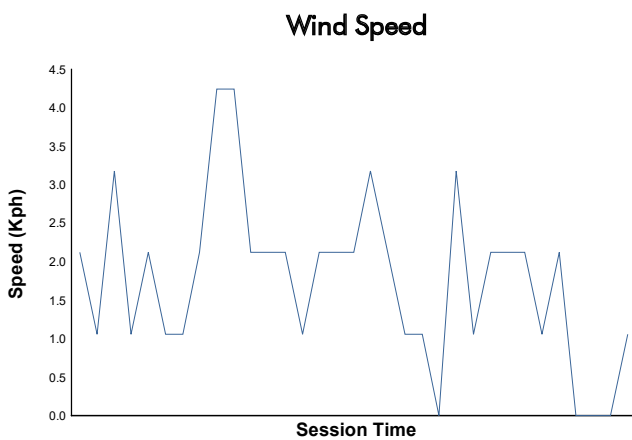
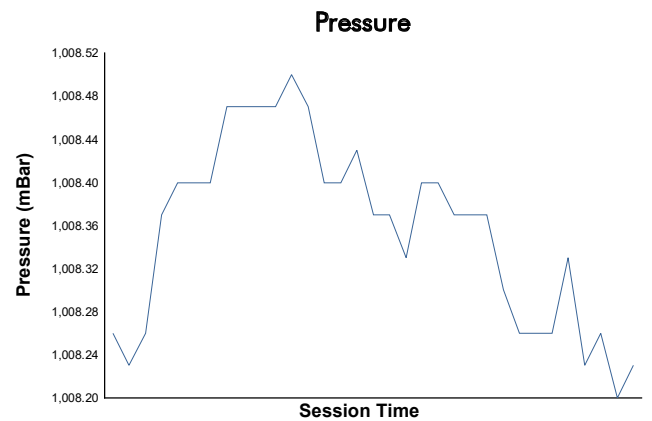
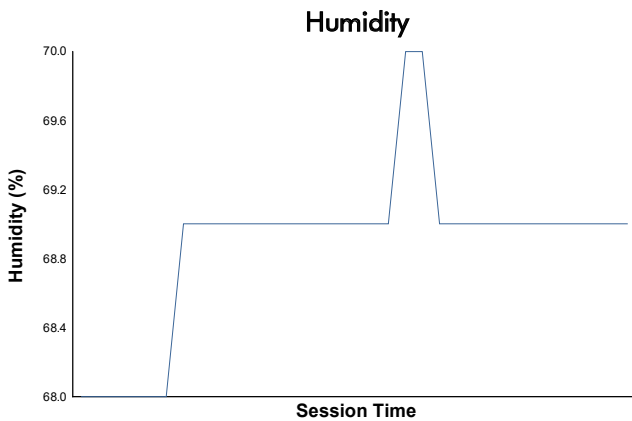
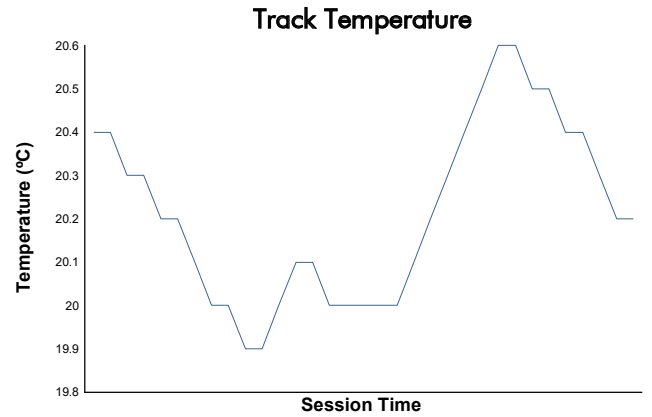
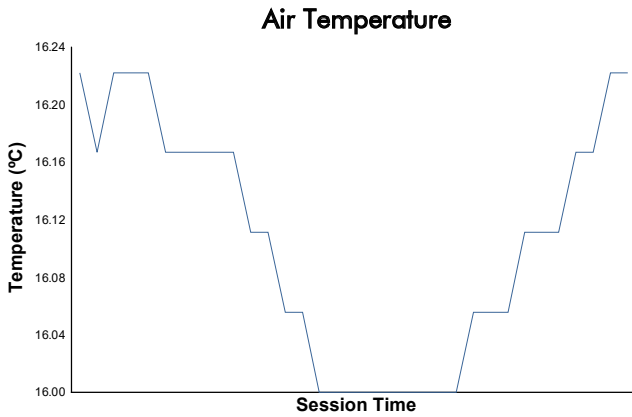
Session Best

B Crossing the pit lane

Lap	Time	Sector 1	Sector 2	Sector 3	Sector 4	Elapsed	Lap	Time	Sector 1	Sector 2	Sector 3	Sector 4	Elapsed		
<b>90</b>	<b>Jassim G. AL THANI</b>						QAT	13	1:49.264	19.297	33.464	22.480	34.023	32:56.063	
	VRC TEAM						YAMAHA	14	1:47.821	19.429	33.376	22.250	32.766	34:43.884	
1	2:10.521	31.695	37.270	25.227	36.329	2:10.521	15	1:47.914	19.200	<b>33.161</b>	<b>22.139</b>	33.414	36:31.798		
2	1:57.870	20.770	36.120	25.147	35.833	4:08.391									
3	1:57.071	21.430	<b>35.526</b>	24.643	<b>35.472</b>	6:05.462									
4	<b>1:56.217</b>	<b>20.632</b>	35.556	<b>24.511</b>	35.518	8:01.679									
5	2:13.159 <b>B</b>	20.835	36.496	24.884	50.944	10:14.838									
<b>92</b>	<b>Nil ROIG</b>						ESP	<b>99</b>	<b>Luca OTTAVIANI</b>						ITA
	MOTAP RACING TEAM						YAMAHA		EXTREME RACING SERVICE						
1	2:09.184	35.654	35.665	23.337	34.528	2:09.184	1	2:21.999	44.942	36.297	25.103	35.657	2:21.999		
2	1:51.437	19.999	34.804	22.887	33.747	4:00.621	2	1:51.757	19.418	34.329	22.717	35.293	4:13.756		
3	1:50.797	19.719	34.624	22.813	33.641	5:51.418	3	1:49.939	18.953	33.999	23.025	33.962	6:03.695		
4	1:50.649	19.571	34.623	22.746	33.709	7:42.067	4	1:48.785	19.075	33.981	22.531	33.198	7:52.480		
5	1:57.417	19.496	34.805	24.291	38.825	9:39.484	5	1:48.155	18.927	33.632	22.542	33.054	9:40.635		
6	1:55.489	21.002	37.278	23.318	33.891	11:34.973	6	1:53.107	19.626	37.398	22.825	33.258	11:33.742		
7	1:57.308 <b>B</b>	19.489	34.733	22.918	40.168	13:32.281	7	1:48.217	19.090	33.630	22.491	33.006	13:21.959		
8	13:07.239	...	35.456	22.612	33.407	26:39.520	8	2:05.632 <b>B</b>	20.155	34.810	24.070	46.597	15:27.591		
9	<b>1:49.131</b>	19.343	<b>33.848</b>	<b>22.549</b>	<b>33.391</b>	28:28.651	9	8:11.745	6:38.529	33.780	22.486	36.950	23:39.336		
10	1:49.629	19.277	34.165	22.695	33.492	30:18.280	10	1:49.427	19.424	33.942	22.637	33.424	25:28.763		
11	1:50.025	19.347	34.161	22.588	33.929	32:08.305	11	1:48.151	19.384	33.473	22.391	32.903	27:16.914		
12	1:49.641	<b>19.264</b>	34.323	22.630	33.424	33:57.946	12	1:47.754	19.031	33.570	22.270	<b>32.883</b>	29:04.668		
13	1:49.796	19.474	34.235	22.660	33.427	35:47.742	13	<b>1:47.516</b>	<b>18.906</b>	<b>33.390</b>	22.300	32.920	30:52.184		
<b>93</b>	<b>Leungo K. GAOREKWE</b>						RSA	14	1:51.478	20.145	34.872	22.887	33.574	32:43.662	
	I+DENT RACING TEAM							15	1:47.629	19.038	33.403	<b>22.266</b>	32.922	34:31.291	
1	2:33.524	55.083	39.637	23.743	35.061	2:33.524	16	2:01.480	22.013	35.964	25.153	38.350	36:32.771		
2	1:53.110	20.015	35.100	23.374	34.621	4:26.634									
3	1:53.461	20.047	35.101	23.465	34.848	6:20.095									
4	1:53.220	20.031	35.095	23.413	34.681	8:13.315									
5	1:52.952	20.108	34.915	23.343	34.586	10:06.267									
6	2:19.741 <b>B</b>	23.631	41.907	26.465	47.738	12:26.008									
7	5:39.646	4:06.104	35.732	23.332	34.478	18:05.654									
8	1:52.154	19.941	34.776	23.109	34.328	19:57.808									
9	1:51.426	19.914	34.441	<b>22.817</b>	34.254	21:49.234									
10	1:51.354	<b>19.725</b>	34.539	22.932	34.158	23:40.588									
11	<b>1:51.163</b>	19.850	<b>34.350</b>	22.919	<b>34.044</b>	25:31.751									
12	1:51.558	19.796	34.477	23.164	34.121	27:23.309									
13	1:53.198	19.881	34.479	22.913	35.925	29:16.507									
14	2:32.873 <b>B</b>	21.377	52.009	28.681	50.806	31:49.380									
15	3:53.269	2:17.288	37.832	23.442	34.707	35:42.649									
<b>96</b>	<b>Jose L. ARMARIO</b>						ESP								
	SUPERHUGO 44 TEAM						YAMAHA								
1	2:57.727	1:25.132	36.076	22.923	33.596	2:57.727									
2	1:48.670	19.704	33.675	22.352	32.939	4:46.397									
3	1:48.045	19.309	33.430	22.332	32.974	6:34.442									
4	1:47.766	19.195	33.325	22.519	32.727	8:22.208									
5	1:47.491	19.306	33.345	22.168	32.672	10:09.699									
6	<b>1:47.351</b>	<b>19.158</b>	33.243	22.298	<b>32.652</b>	11:57.050									
7	2:02.417 <b>B</b>	20.877	34.555	22.637	44.348	13:59.467									
8	9:13.142	7:40.376	34.543	22.671	35.552	23:12.609									
9	2:01.664 <b>B</b>	19.765	33.775	22.496	45.628	25:14.273									
10	2:13.288	42.761	34.139	22.648	33.740	27:27.561									
11	1:47.703	19.256	33.312	22.276	32.859	29:15.264									
12	1:51.535	19.271	34.040	22.619	35.605	31:06.799									



**RFME ESBK 2023**  
Supersport NG  
Entrenamiento Libre 2  
Weather Report



Track Status: **DRY**