

Supersport NG RFME ESBK 2023 Entrenamiento Cronometrado

Classification

No	Rider	Nat	Team	Bike	Tires	Cl.	Time	Lap Total	Gap	Kph
1	25 Andy VERDOIA	FRA	ARCO YAMAHA MOTOR UNIVERSITY TEAM	YAMAHA	Pirelli	SSNG	1:44.173	9 11	-	160.9
2	4 Eric FERNANDEZ	ESP	TEAM SPEED RACING		Pirelli	SSNG	1:44.879	11 14	+0.706 +0.706	159.9
3	42 Jorge NAVARRO	ESP	WRP		Pirelli	SSNG	1:45.182	5 12	+1.009 +0.303	159.4
4	43 Simon JESPERSEN	DNK	YAMAHA TEAM SCANDINAVIA	YAMAHA		SSNG	1:45.702	12 15	+1.529 +0.520	158.6
5	70 John MCPHEE	GBR	WRP		Pirelli	SSNG	1:45.979	4 12	+1.806 +0.277	158.2
6	77 Piotr BIESIEKIRSKI	POL	ALTHEA RACING	YAMAHA	Dunlop	SSNG	1:46.086	12 14	+1.913 +0.107	158.0
7	37 Mauro GONZALEZ	ESP	TEAM SPEED RACING		Pirelli	SSNG	1:46.129	12 13	+1.956 +0.043	158.0
8	83 Juan RODRIGUEZ	ESP	I+DENT RACING TEAM		Dunlop	SSNG	1:46.375	11 13	+2.202 +0.246	157.6
9	21 Demis MIHAILA	ITA	MOTOXRACINGTEAM	YAMAHA	Pirelli	SSNG	1:46.440	10 12	+2.267 +0.065	157.5
10	57 Daniel MUÑOZ	ESP	SP57 RACING TEAM	YAMAHA	Dunlop	SSNG	1:46.504	11 11	+2.331 +0.064	157.4
11	67 Carlos VALLE	ESP	GV RACING			SSNG	1:46.601	12 12	+2.428 +0.097	157.3
12	63 Niccolo ANTONELLI	ITA	ALTHEA RACING		Pirelli	SSNG	1:46.779	10 12	+2.606 +0.178	157.0
13	99 Luca OTTAVIANI	ITA	EXTREME RACING SERVICE		Pirelli	SSNG	1:46.908	10 14	+2.735 +0.129	156.8
14	52 Guillem ERILL	ESP	DEZA-BOX 77 RACING TEAM	KAWASAKI	Pirelli	SSNG	1:47.088	12 14	+2.915 +0.180	156.6
15	19 Joan DIAZ	ESP	I+DENT RACING TEAM		Pirelli	SSNG	1:47.118	9 11	+2.945 +0.030	156.5
16	16 Alvaro FUERTES	ESP	FUERTES TEAM	YAMAHA	Dunlop	STCK600	1:47.367	3 11	+3.194 +0.249	156.1
17	54 Jesus RIOS	ESP	MRE TALENT			STCK600	1:47.432	11 13	+3.259 +0.065	156.1
18	96 Jose L. ARMARIO	ESP	SUPERHUGO 44 TEAM	YAMAHA	Dunlop	STCK600	1:47.510	7 11	+3.337 +0.078	155.9
19	78 Marco GARCIA	ESP	EASYRACE TEAM			STCK600	1:47.748	12 14	+3.575 +0.238	155.6
20	3 Filip REHACEK	CZE	NEW2 PROJECT	YAMAHA	Pirelli	SSNG	1:47.800	3 14	+3.627 +0.052	155.5
21	34 Harry KHOURI	AUS	ANDOTRANS TEAM TORRENTÓ	YAMAHA	Dunlop	SSNG	1:48.174	5 8	+4.001 +0.374	155.0
22	17 Ruben ROMERO	ESP	ILUSION RACING			STCK600	1:48.436	8 14	+4.263 +0.262	154.6
23	55 Alessandro SCIARRETTA	ITA	ZPM RACING TEAM			SSNG	1:48.897	3 12	+4.724 +0.461	154.0
24	47 Tibor Erik VARGA	HUN	MDR COMPETICION	YAMAHA	Pirelli	STCK600	1:49.015	7 12	+4.842 +0.118	153.8
25	7 Manuel ROCCA	ITA	ZIVI MOTOR CORSE	YAMAHA	Pirelli	STCK600	1:49.079	10 14	+4.906 +0.064	153.7
26	26 Francisco J. RUIZ	ESP	MDR COMPETICION	YAMAHA		STCK600	1:49.200	10 12	+5.027 +0.121	153.5
27	18 Cesar PARRILLA	ESP	FAU55 RACING - FAMILY CASH	YAMAHA	Dunlop	STCK600	1:49.475	11 14	+5.302 +0.275	153.1
28	92 Nil ROIG	ESP	MOTAP RACING TEAM	YAMAHA		SSNG	1:49.480	8 10	+5.307 +0.005	153.1
29	68 Carter J. BROWN	GBR	CF MOTORSPORT	YAMAHA		STCK600	1:49.662	4 9	+5.489 +0.182	152.9
30	53 Charly MALTERRE	FRA	ILUSION RACING	YAMAHA	Dunlop	STCK600	1:49.987	10 13	+5.814 +0.325	152.4
31	8 Abdulla N. AL-QUBAISI	QAT	ANDOTRANS TEAM TORRENTÓ	YAMAHA	Dunlop	SSNG	1:50.165	8 11	+5.992 +0.178	152.2
32	81 Joan SANTOS	ESP	YAMAHA GV STRATOS	YAMAHA		STCK600	1:50.183	10 14	+6.010 +0.018	152.2
33	93 Leungo K. GAOREKWE	ZAF	I+DENT RACING TEAM		Pirelli	STCK600	1:50.214	8 13	+6.041 +0.031	152.1
34	9 Javier DEL OLMO	ESP	KAWASAKI PALMETO PL RACING	KAWASAKI	Dunlop	STCK600	1:50.293	11 14	+6.120 +0.079	152.0
35	27 Benedetto RASA	ITA	YAMAHA GV STRATOS	YAMAHA		STCK600	1:50.388	7 8	+6.215 +0.095	151.9
36	73 Alessio GUARNIERI	ITA	FIFTY MOTORSPORT	YAMAHA	Pirelli	STCK600	1:50.674	11 13	+6.501 +0.286	151.5
37	69 Sviatoslav PYLYPENKO	UKR	ANDOTRANS TEAM TORRENTÓ	YAMAHA	Dunlop	SSNG	1:50.730	3 7	+6.557 +0.056	151.4

Max. qual. time: 1:54.590

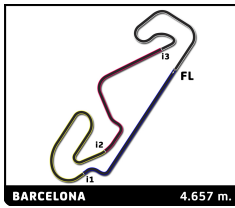
22	Brett A. ROBERTS	ZAF	EASYRACE TEAM	YAMAHA	Dunlop	SSNG
64	Davide FABBRIO	ITA	I+DENT RACING TEAM	YAMAHA	Dunlop	SSNG

Fastest Lap: Lap 9 Andy VERDOIA 1:44.173 160.9 Kph

Track Status: **DRY**

Published at:

Race Director:	Timekeeper:
-----------------------	--------------------



Supersport NG

RFME ESBK 2023

Entrenamiento Cronometrado

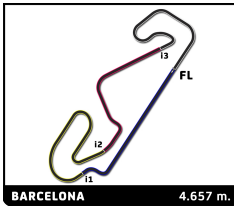
Classification by Class

No Rider	Nat	Team	Bike	Time	Lap Total	Gap	Kph	
SSNG								
1	25	Andy VERDOIA	FRA	ARCO YAMAHA MOTOR UNIVERSITY TEAM	YAMAHA	1:44.173	9 11	160.9
2	4	Eric FERNANDEZ	ESP	TEAM SPEED RACING		1:44.879	11 14	+0.706 +0.706 159.9
3	42	Jorge NAVARRO	ESP	WRP		1:45.182	5 12	+1.009 +0.303 159.4
4	43	Simon JESPERSEN	DNK	YAMAHA TEAM SCANDINAVIA	YAMAHA	1:45.702	12 15	+1.529 +0.520 158.6
5	70	John MCPHEE	GBR	WRP		1:45.979	4 12	+1.806 +0.277 158.2
6	77	Piotr BIESIEKIRSKI	POL	ALTHEA RACING	YAMAHA	1:46.086	12 14	+1.913 +0.107 158.0
7	37	Mauro GONZALEZ	ESP	TEAM SPEED RACING		1:46.129	12 13	+1.956 +0.043 158.0
8	83	Juan RODRIGUEZ	ESP	I+-DENT RACING TEAM		1:46.375	11 13	+2.202 +0.246 157.6
9	21	Demis MIHAILA	ITA	MOTOXRACINGTEAM	YAMAHA	1:46.440	10 12	+2.267 +0.065 157.5
10	57	Daniel MUÑOZ	ESP	SP57 RACING TEAM	YAMAHA	1:46.504	11 11	+2.331 +0.064 157.4
11	67	Carlos VALLE	ESP	GV RACING		1:46.601	12 12	+2.428 +0.097 157.3
12	63	Niccolo ANTONELLI	ITA	ALTHEA RACING		1:46.779	10 12	+2.606 +0.178 157.0
13	99	Luca OTTAVIANI	ITA	EXTREME RACING SERVICE		1:46.908	10 14	+2.735 +0.129 156.8
14	52	Guillem ERILL	ESP	DEZA-BOX 77 RACING TEAM	KAWASAKI	1:47.088	12 14	+2.915 +0.180 156.6
15	19	Joan DIAZ	ESP	I+-DENT RACING TEAM		1:47.118	9 11	+2.945 +0.030 156.5
16	3	Filip REHACEK	CZE	NEW2 PROJECT	YAMAHA	1:47.800	3 14	+3.627 +0.682 155.5
17	34	Harry KHOURI	AUS	ANDOTRANS TEAM TORRENTÓ	YAMAHA	1:48.174	5 8	+4.001 +0.374 155.0
18	55	Alessandro SCIARRETTA	ITA	ZPM RACING TEAM		1:48.897	3 12	+4.724 +0.723 154.0
19	92	Nil ROIG	ESP	MOTAP RACING TEAM	YAMAHA	1:49.480	8 10	+5.307 +0.583 153.1
20	8	Abdulla N. AL-QUBAISI	QAT	ANDOTRANS TEAM TORRENTÓ	YAMAHA	1:50.165	8 11	+5.992 +0.685 152.2
21	69	Sviatoslav PYLYPENKO	UKR	ANDOTRANS TEAM TORRENTÓ	YAMAHA	1:50.730	3 7	+6.557 +0.565 151.4
■ Max. qual. time: 1:54.590								
22	Brett A. ROBERTS	ZAF	EASYRACE TEAM	YAMAHA				
64	Davide FABBRI	ITA	I+-DENT RACING TEAM	YAMAHA				
STCK600								
1	16	Alvaro FUERTES	ESP	FUERTES TEAM	YAMAHA	1:47.367	3 11	156.1
2	54	Jesus RIOS	ESP	MRE TALENT		1:47.432	11 13	+0.065 +0.065 156.1
3	96	Jose L. ARMARIO	ESP	SUPERHUGO 44 TEAM	YAMAHA	1:47.510	7 11	+0.143 +0.078 155.9
4	78	Marco GARCIA	ESP	EASYRACE TEAM		1:47.748	12 14	+0.381 +0.238 155.6
5	17	Ruben ROMERO	ESP	ILUSION RACING		1:48.436	8 14	+1.069 +0.688 154.6
6	47	Tibor Erik VARGA	HUN	MDR COMPETICION	YAMAHA	1:49.015	7 12	+1.648 +0.579 153.8
7	7	Manuel ROCCA	ITA	ZIVI MOTOR CORSE	YAMAHA	1:49.079	10 14	+1.712 +0.064 153.7
8	26	Francisco J. RUIZ	ESP	MDR COMPETICION	YAMAHA	1:49.200	10 12	+1.833 +0.121 153.5
9	18	Cesar PARRILLA	ESP	FAU55 RACING - FAMILY CASH	YAMAHA	1:49.475	11 14	+2.108 +0.275 153.1
10	68	Carter J. BROWN	GBR	CF MOTORSPORT	YAMAHA	1:49.662	4 9	+2.295 +0.187 152.9
11	53	Charly MALTERRE	FRA	ILUSION RACING	YAMAHA	1:49.987	10 13	+2.620 +0.325 152.4
12	81	Joan SANTOS	ESP	YAMAHA GV STRATOS	YAMAHA	1:50.183	10 14	+2.816 +0.196 152.2
13	93	Leungo K. GAOREKWE	ZAF	I+-DENT RACING TEAM		1:50.214	8 13	+2.847 +0.031 152.1
14	9	Javier DEL OLMO	ESP	KAWASAKI PALMETO PL RACING	KAWASAKI	1:50.293	11 14	+2.926 +0.079 152.0
15	27	Benedetto RASA	ITA	YAMAHA GV STRATOS	YAMAHA	1:50.388	7 8	+3.021 +0.095 151.9
16	73	Alessio GUARNIERI	ITA	FIFTY MOTORSPORT	YAMAHA	1:50.674	11 13	+3.307 +0.286 151.5

Published at:

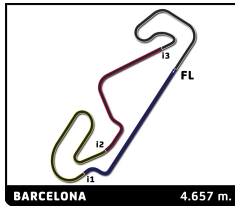
Track Status: **DRY**

Race Director:	Timekeeper:
----------------	-------------



Supersport NG
RFME ESBK 2023
Entrenamiento Cronometrado
Best Sector Times

Sector 1			Sector 2			Sector 3			Ideal Lap	Best Lap	
Pos	No Rider	Time	No Rider	Time	No Rider	Time	Pos	No Rider			
1	4 E.FERNANDEZ	18.423	25 A.VERDOIA	32.320	25 A.VERDOIA	21.525	1	25 A.VERDOIA	1:44.173	1:44.173	(1)
2	37 M.GONZALEZ	18.514	4 E.FERNANDEZ	32.577	4 E.FERNANDEZ	21.550	2	4 E.FERNANDEZ	1:44.669	1:44.879	(2)
3	43 S.JESPERSEN	18.537	42 J.NAVARRO	32.608	37 M.GONZALEZ	21.632	3	42 J.NAVARRO	1:44.962	1:45.182	(3)
4	42 J.NAVARRO	18.570	70 J.MCPHEE	32.754	42 J.NAVARRO	21.686	4	37 M.GONZALEZ	1:45.550	1:46.129	(7)
5	25 A.VERDOIA	18.578	37 M.GONZALEZ	32.848	43 S.JESPERSEN	21.789	5	43 S.JESPERSEN	1:45.555	1:45.702	(4)
6	70 J.MCPHEE	18.728	43 S.JESPERSEN	32.935	67 C.VALLE	21.790	6	70 J.MCPHEE	1:45.789	1:45.979	(5)
7	77 P.BIESIEKIRSKI	18.729	77 P.BIESIEKIRSKI	32.977	70 J.MCPHEE	21.829	7	77 P.BIESIEKIRSKI	1:46.051	1:46.086	(6)
8	83 J.RODRIGUEZ	18.758	52 G.ERILL	32.988	21 D.MIHAILA	21.913	8	21 D.MIHAILA	1:46.268	1:46.440	(9)
9	67 C.VALLE	18.778	21 D.MIHAILA	33.117	77 P.BIESIEKIRSKI	21.916	9	83 J.RODRIGUEZ	1:46.312	1:46.375	(8)
10	63 N.ANTONELLI	18.803	83 J.RODRIGUEZ	33.117	63 N.ANTONELLI	21.933	10	67 C.VALLE	1:46.373	1:46.601	(11)
11	99 L.OTTAVIANI	18.805	57 D.MUÑOZ	33.118	83 J.RODRIGUEZ	21.981	11	57 D.MUÑOZ	1:46.504	1:46.504	(10)
12	21 D.MIHAILA	18.812	99 L.OTTAVIANI	33.203	99 L.OTTAVIANI	22.011	12	99 L.OTTAVIANI	1:46.596	1:46.908	(13)
13	19 J.DIAZ	18.939	63 N.ANTONELLI	33.237	57 D.MUÑOZ	22.014	13	63 N.ANTONELLI	1:46.703	1:46.779	(12)
14	57 D.MUÑOZ	18.958	16 A.FUERTES	33.250	54 J.RIOS	22.089	14	52 G.ERILL	1:46.773	1:47.088	(14)
15	3 F.REHACEK	18.997	67 C.VALLE	33.263	19 J.DIAZ	22.128	15	19 J.DIAZ	1:47.110	1:47.118	(15)
16	52 G.ERILL	19.006	96 J.ARMARIO	33.279	52 G.ERILL	22.136	16	16 A.FUERTES	1:47.147	1:47.367	(16)
17	55 A.SCIARRETTA	19.061	54 J.RIOS	33.341	96 J.ARMARIO	22.163	17	96 J.ARMARIO	1:47.314	1:47.510	(18)
18	16 A.FUERTES	19.063	19 J.DIAZ	33.354	16 A.FUERTES	22.181	18	54 J.RIOS	1:47.316	1:47.432	(17)
19	78 M.GARCIA	19.133	78 M.GARCIA	33.475	34 H.KHOURI	22.216	19	78 M.GARCIA	1:47.587	1:47.748	(19)
20	26 F.RUIZ	19.195	3 F.REHACEK	33.492	78 M.GARCIA	22.222	20	3 F.REHACEK	1:47.800	1:47.800	(20)
21	54 J.RIOS	19.207	68 C.BROWN	33.582	17 R.ROMERO	22.332	21	34 H.KHOURI	1:48.058	1:48.174	(21)
22	47 T.VARGA	19.257	34 H.KHOURI	33.588	55 A.SCIARRETTA	22.341	22	17 R.ROMERO	1:48.262	1:48.436	(22)
23	34 H.KHOURI	19.263	17 R.ROMERO	33.688	3 F.REHACEK	22.389	23	55 A.SCIARRETTA	1:48.656	1:48.897	(23)
24	69 S.PYLYPENKO	19.294	7 M.ROCCA	33.722	47 T.VARGA	22.488	24	7 M.ROCCA	1:48.792	1:49.079	(25)
25	7 M.ROCCA	19.301	47 T.VARGA	33.761	7 M.ROCCA	22.549	25	47 T.VARGA	1:48.842	1:49.015	(24)
26	17 R.ROMERO	19.310	55 A.SCIARRETTA	33.788	92 N.ROIG	22.555	26	26 F.RUIZ	1:48.876	1:49.200	(26)
27	96 J.ARMARIO	19.346	18 C.PARRILLA	33.855	26 F.RUIZ	22.568	27	68 C.BROWN	1:48.978	1:49.662	(29)
28	92 N.ROIG	19.396	26 F.RUIZ	33.867	68 C.BROWN	22.580	28	69 S.PYLYPENKO	1:49.289	1:50.730	(37)
29	53 C.MALTERRE	19.465	93 L.GAOREKWE	33.970	69 S.PYLYPENKO	22.621	29	92 N.ROIG	1:49.315	1:49.480	(28)
30	9 J.DEL OLMO	19.497	53 C.MALTERRE	33.977	18 C.PARRILLA	22.626	30	18 C.PARRILLA	1:49.344	1:49.475	(27)
31	27 B.RASA	19.547	92 N.ROIG	34.027	73 A.GUARNIERI	22.687	31	53 C.MALTERRE	1:49.561	1:49.987	(30)
32	18 C.PARRILLA	19.564	69 S.PYLYPENKO	34.084	93 L.GAOREKWE	22.702	32	81 J.SANTOS	1:49.861	1:50.183	(32)
33	81 J.SANTOS	19.569	81 J.SANTOS	34.125	53 C.MALTERRE	22.715	33	8 A.AL-QUBAISI	1:50.025	1:50.165	(31)
34	68 C.BROWN	19.604	9 J.DEL OLMO	34.132	8 A.AL-QUBAISI	22.717	34	9 J.DEL OLMO	1:50.055	1:50.293	(34)
35	73 A.GUARNIERI	19.669	8 A.AL-QUBAISI	34.150	81 J.SANTOS	22.721	35	27 B.RASA	1:50.124	1:50.388	(35)
36	8 A.AL-QUBAISI	19.685	27 B.RASA	34.198	9 J.DEL OLMO	22.819	36	93 L.GAOREKWE	1:50.177	1:50.214	(33)
37	93 L.GAOREKWE	19.751	73 A.GUARNIERI	34.331	27 B.RASA	22.905	37	73 A.GUARNIERI	1:50.376	1:50.674	(36)



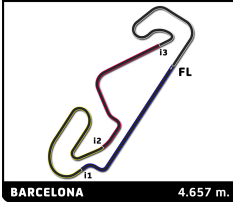
Supersport NG

RFME ESBK 2023

Entrenamiento Cronometrado

Best Top Speed

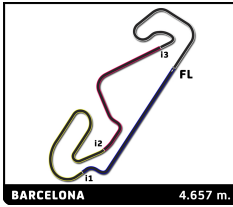
No Rider	Team	Class	Top 1		Top 2		Top 3		Top 4		Top 5		Avg
			Kph	Lap	Kph	Lap	Kph	Lap	Kph	Lap	Kph	Lap	
70 John MCPHEE	WRP	SSNG	283.9	2	277.3	9	275.2	3	274.5	10	273.2	11	276.8
37 Mauro GONZALEZ	TEAM SPEED RACING	SSNG	283.1	11	282.4	13	282.4	3	281.7	4	277.3	12	281.4
25 Andy VERDOIA	ARCO YAMAHA MOTOR UNIVERSITY TEAM	SSNG	282.4	3	274.5	2	271.8	11	270.4	9	269.8	10	273.8
67 Carlos VALLE	GV RACING	SSNG	279.5	11	278.1	7	277.3	3	275.9	10	275.9	2	277.3
3 Filip REHACEK	NEW2 PROJECT	SSNG	278.8	3	274.5	2	273.9	4	273.2	14	271.8	5	274.4
4 Eric FERNANDEZ	TEAM SPEED RACING	SSNG	278.1	12	277.3	14	277.3	13	277.3	11	277.3	9	277.5
19 Joan DIAZ	I+DENT RACING TEAM	SSNG	278.1	11	276.6	9	275.2	10	270.4	2	269.8	7	274.0
77 Piotr BIESIEKIRSKI	ALTHEA RACING	SSNG	278.1	2	276.6	3	274.5	5	274.5	4	273.2	6	275.4
43 Simon JESPERSEN	YAMAHA TEAM SCANDINAVIA	SSNG	276.6	3	275.9	13	275.2	4	274.5	15	272.5	6	274.9
83 Juan RODRIGUEZ	I+DENT RACING TEAM	SSNG	276.6	12	275.9	13	275.9	5	275.2	10	274.5	6	275.6
55 Alessandro SCIARRETTA	ZPM RACING TEAM	SSNG	275.9	12	273.2	3	272.5	4	271.8	2	271.1	5	272.9
21 Demis MIHAILA	MOTOXRACINGTEAM	SSNG	273.9	12	272.5	6	272.5	2	271.8	5	269.8	11	272.1
16 Alvaro FUERTES	FUERTES TEAM	STCK600	273.2	5	271.8	3	269.1	4	269.1	2	264.5	8	269.5
57 Daniel MUÑOZ	SP57 RACING TEAM	SSNG	273.2	2	268.4	11	267.1	3	264.5	7	263.9	5	267.4
99 Luca OTTAVIANI	EXTREME RACING SERVICE	SSNG	273.2	5	272.5	12	272.5	9	272.5	3	270.4	13	272.2
26 Francisco J. RUIZ	MDR COMPETICION	STCK600	271.1	3	267.8	2	266.5	11	266.5	8	266.5	4	267.7
63 Niccolo ANTONELLI	ALTHEA RACING	SSNG	271.1	10	271.1	4	270.4	11	270.4	6	269.8	12	270.6
52 Guillem ERILL	DEZA-BOX 77 RACING TEAM	SSNG	271.1	4	267.8	2	267.1	14	267.1	11	267.1	3	268.0
42 Jorge NAVARRO	WRP	SSNG	270.4	11	270.4	5	269.8	10	269.8	9	269.8	6	270.0
47 Tibor Erik VARGA	MDR COMPETICION	STCK600	270.4	10	267.8	9	267.8	7	267.1	11	265.2	12	267.7
78 Marco GARCIA	EASYRACE TEAM	STCK600	269.8	13	267.8	12	267.8	9	267.8	3	266.5	11	267.9
17 Ruben ROMERO	ILUSION RACING	STCK600	268.4	14	267.1	4	266.5	12	266.5	11	265.8	13	266.9
7 Manuel ROCCA	ZIVI MOTOR CORSE	STCK600	267.8	4	267.1	5	265.2	6	264.5	10	264.5	2	265.8
54 Jesus RIOS	MRE TALENT	STCK600	267.8	3	265.2	12	265.2	11	265.2	10	265.2	9	265.7
27 Benedetto RASA	YAMAHA GV STRATOS	STCK600	267.1	4	265.8	6	263.9	7	263.2	5	258.9	8	263.8
73 Alessio GUARNIERI	FIFTY MOTORSPORT	STCK600	267.1	6	263.2	8	262.0	11	262.0	10	261.3	5	263.1
8 Abdulla N. AL-QUBAISI	ANDOTRANS TEAM TORRENTÓ	SSNG	266.5	6	266.5	4	266.5	2	265.8	3	265.2	8	266.1
18 Cesar PARRILLA	FAU55 RACING - FAMILY CASH	STCK600	266.5	14	263.2	3	261.3	4	260.7	13	260.1	12	262.4
53 Charly MALTERRE	ILUSION RACING	STCK600	266.5	11	263.2	13	263.2	3	262.6	12	262.6	9	263.6
69 Sviatoslav PYLYPENKO	ANDOTRANS TEAM TORRENTÓ	SSNG	266.5	4	266.5	5	263.9	2	263.9	6	263.2	3	264.8
9 Javier DEL OLMO	KAWASAKI PALMETO PL RACING	STCK600	265.2	2	265.2	3	264.5	9	263.9	11	263.9	4	264.5
34 Harry KHOURI	ANDOTRANS TEAM TORRENTÓ	SSNG	265.2	5	264.5	3	264.5	4	263.2	2	263.2	6	264.1
68 Carter J. BROWN	CF MOTORSPORT	STCK600	265.2	2	262.0	3	262.0	4	260.7	5	258.2	9	261.6
92 Nil ROIG	MOTAP RACING TEAM	SSNG	265.2	10	262.0	8	258.2	9	257.0	6	257.0	5	259.9
81 Joan SANTOS	YAMAHA GV STRATOS	STCK600	263.9	7	263.9	3	263.2	10	263.2	9	262.6	4	263.4
96 Jose L. ARMARIO	SUPERHUGO 44 TEAM	STCK600	262.6	4	262.0	3	261.3	5	261.3	2	260.1	10	261.5
93 Leungo K. GAOREKWE	I+DENT RACING TEAM	STCK600	258.9	2	256.4	4	255.8	5	255.2	3	254.6	12	256.2
22 Brett A. ROBERTS	EASYRACE TEAM	SSNG											
64 Davide FABRI	I+DENT RACING TEAM	SSNG											



Supersport NG
RFME ESBK 2023
Entrenamiento Cronometrado

Fastest Lap Sequence

Elapsed	No Rider	Team	Bike	Class	Time	Kph	Lap
3:41.030	42 Jorge NAVARRO	WRP		SSNG	1:46.132	158.0	2
5:26.506	42 Jorge NAVARRO	WRP		SSNG	1:45.476	158.9	3
6:08.970	25 Andy VERDOIA	ARCO YAMAHA MOTOR UNIVERSITY TEAM	YAMAHA	SSNG	1:45.331	159.2	2
7:11.830	42 Jorge NAVARRO	WRP		SSNG	1:45.324	159.2	4
8:57.012	42 Jorge NAVARRO	WRP		SSNG	1:45.182	159.4	5
15:58.568	25 Andy VERDOIA	ARCO YAMAHA MOTOR UNIVERSITY TEAM	YAMAHA	SSNG	1:44.837	159.9	5
17:43.190	25 Andy VERDOIA	ARCO YAMAHA MOTOR UNIVERSITY TEAM	YAMAHA	SSNG	1:44.622	160.2	6
27:02.921	25 Andy VERDOIA	ARCO YAMAHA MOTOR UNIVERSITY TEAM	YAMAHA	SSNG	1:44.173	160.9	9



Supersport NG

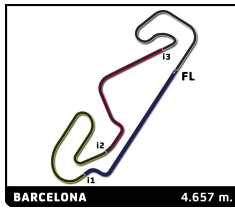
RFME ESBK 2023

Entrenamiento Cronometrado

Sector Analysis

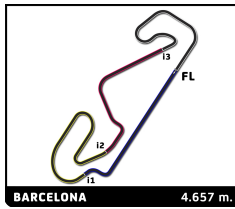
Invalidated Lap Personal Best Session Best Crossing the pit lane

Lap	Time	Sector 1	Sector 2	Sector 3	Sector 4	T.Spd	Lap	Time	Sector 1	Sector 2	Sector 3	Sector 4	T.Spd
25 Andy VERDOIA FRA							9 1:46.230 18.843 33.044 21.963 32.380 268.4						
ARCO YAMAHA MOTOR UNIVERSITY YAMAHA							10 1:46.011 18.827 33.013 21.877 32.294 267.8						
1	4:23.639	2:46.812	36.870	25.772	34.185	123.3	11	1:45.982	18.697	33.031	21.796	32.458	269.8
2	1:45.331	18.798	32.852	21.727	31.954	274.5	12	1:45.702	18.671	32.935	21.789	32.307	270.4
3	1:56.108B	18.750	34.151	22.190	41.017	282.4	13	1:45.835	18.537	33.037	21.902	32.359	275.9
4	6:08.653	4:38.266	35.632	22.262	32.493	159.9	14	1:52.952	19.145	39.086	22.121	32.600	271.8
5	1:44.837	18.773	32.556	21.649	31.859	267.8	15	1:47.026	18.972	33.310	21.953	32.791	274.5
6	1:44.622	18.592	32.480	21.582	31.968	269.8	70 John MCPHEE GBR						
7	1:56.344B	19.158	33.395	22.448	41.343	269.8	WRP						
8	5:39.214	4:08.940	35.403	22.290	32.581	156.2	1	1:55.918	24.574	35.340	22.869	33.135	202.8
9	1:44.173	18.578	32.320	21.525	31.750	270.4	2	1:46.216	18.748	32.936	22.035	32.497	283.9
10	1:48.130	19.024	33.897	22.661	32.548	269.8	3	1:45.994	18.744	32.773	21.843	32.634	275.2
11	1:46.192	18.737	33.260	21.928	32.267	271.8	4	1:45.979	18.736	32.807	21.851	32.585	273.2
4 Eric FERNANDEZ ESP							5 1:46.094 18.728 32.899 21.882 32.585 272.5						
TEAM SPEED RACING							6 1:58.584B 19.627 34.079 22.291 42.587 272.5						
1	2:33.527	1:02.182	35.395	22.428	33.522	177.6	7	10:10.249	8:19.675	43.542	27.893	39.139	117.8
2	1:47.738	19.136	33.491	22.181	32.930	274.5	8	1:56.095	18.825	32.754	27.511	37.005	273.2
3	1:46.946	18.744	33.277	22.064	32.861	275.9	9	1:51.026	18.756	34.623	23.293	34.354	277.3
4	2:02.698B	20.840	34.501	22.200	45.157	274.5	10	1:47.677	18.761	32.802	21.829	34.285	274.5
5	4:45.605	3:15.826	33.940	21.785	34.054	168.0	11	1:51.733	21.333	35.548	22.178	32.674	273.2
6	1:45.671	18.861	32.740	21.788	32.282	273.9	12	1:46.467	18.941	33.025	22.023	32.478	271.1
7	1:45.130	18.725	32.710	21.570	32.125	274.5	77 Piotr BIESIEKIRSKI POL						
8	1:45.848	18.605	33.122	21.798	32.323	273.9	ALTHEA RACING YAMAHA						
9	1:59.523B	18.555	33.108	22.082	45.778	277.3	1	1:57.912	28.562	34.356	22.324	32.670	197.3
10	3:53.366	2:23.967	34.402	22.074	32.923	127.3	2	1:47.844	19.133	33.573	22.511	32.627	278.1
11	1:44.879	18.633	32.577	21.550	32.119	277.3	3	1:46.639	18.859	33.249	22.032	32.499	276.6
12	1:46.371	18.423	33.131	21.572	33.245	278.1	4	1:46.629	18.818	33.060	22.105	32.646	274.5
13	1:45.663	18.463	32.962	21.575	32.663	277.3	5	1:46.525	18.878	33.193	21.947	32.507	274.5
14	1:47.791	18.820	33.480	22.034	33.457	277.3	6	1:46.447	18.758	33.132	22.066	32.491	273.2
42 Jorge NAVARRO ESP							7 1:46.841 19.154 33.232 21.919 32.536 271.8						
WRP							8 1:46.876 18.919 33.211 22.059 32.687 271.1						
1	1:54.898	23.715	35.292	22.824	33.067	189.1	9	2:00.333B	18.920	33.347	22.120	45.946	272.5
2	1:46.132	18.937	32.983	21.904	32.308	267.8	10	7:11.030	5:43.005	33.363	22.195	32.467	179.4
3	1:45.476	18.733	32.691	21.874	32.178	269.1	11	1:46.420	18.860	33.068	22.048	32.444	272.5
4	1:45.324	18.752	32.673	21.801	32.098	269.8	12	1:46.086	18.764	32.977	21.916	32.429	272.5
5	1:45.182	18.570	32.695	21.686	32.231	270.4	13	1:46.449	18.861	33.094	21.943	32.551	271.8
6	1:59.291B	18.663	32.818	21.744	46.066	269.8	14	1:46.426	18.729	33.159	21.958	32.580	272.5
7	8:31.361	7:02.885	33.848	22.010	32.618	165.5	37 Mauro GONZALEZ ESP						
8	1:45.486	18.654	32.608	21.759	32.465	268.4	TEAM SPEED RACING						
9	1:56.289	18.664	32.831	22.205	42.589	269.8	1	2:33.649	1:03.642	34.274	22.386	33.347	199.5
10	1:46.286	18.823	33.004	21.848	32.611	269.8	2	1:47.866	19.264	33.493	22.122	32.987	272.5
11	2:01.742B	18.902	34.210	22.940	45.690	270.4	3	1:47.070	18.808	33.278	22.057	32.927	282.4
12	3:23.519	1:41.666	34.624	23.785	43.444	170.4	4	1:56.433B	18.972	33.351	22.185	41.925	281.7
43 Simon JESPERSEN DNK							5 6:52.633 5:22.927 34.325 22.036 33.345 191.7						
YAMAHA TEAM SCANDINAVIA YAMAHA							6 1:47.935 19.206 33.570 22.162 32.997 273.2						
1	1:55.462	22.722	34.992	22.851	34.897	192.1	7	1:46.941	19.021	33.298	21.929	32.693	273.2
2	1:46.935	19.292	33.119	22.039	32.485	270.4	8	1:53.461B	18.825	33.218	21.928	39.490	274.5
3	1:46.063	18.800	32.938	21.968	32.357	276.6	9	3:38.530	2:10.582	33.402	21.990	32.556	193.5
4	1:46.557	18.811	33.162	22.134	32.450	275.2	10	1:46.674	18.823	32.848	21.771	33.232	275.2
5	1:46.330	18.838	33.116	21.878	32.498	272.5	11	1:46.245	18.514	33.157	21.632	32.942	283.1
6	1:46.367	18.734	33.184	21.984	32.465	272.5	12	1:46.129	18.633	33.084	21.795	32.617	277.3
7	2:03.723B	19.557	34.972	22.868	46.326	268.4	13	1:47.121	18.608	33.657	21.911	32.945	282.4
8	5:50.124	4:20.540	34.310	22.147	33.127	178.2							



Supersport NG
RFME ESBK 2023
Entrenamiento Cronometrado
Sector Analysis

_ Invalidated Lap							■ Personal Best							■ Session Best							B Crossing the pit lane						
Lap	Time	Sector 1	Sector 2	Sector 3	Sector 4	T.Sp	Lap	Time	Sector 1	Sector 2	Sector 3	Sector 4	T.Sp	Lap	Time	Sector 1	Sector 2	Sector 3	Sector 4	T.Sp	Lap	Time	Sector 1	Sector 2	Sector 3	Sector 4	T.Sp
83 Juan RODRIGUEZ ESP																											
I+DENT RACING TEAM																											
1	1:59.772	22.942	35.112	22.821	38.897	185.8	10	1:53.258	18.844	33.263	21.870	39.281	275.9														
2	1:47.660	19.191	33.346	22.362	32.761	269.1	11	2:02.231	26.605	39.370	22.818	33.438	279.5														
3	1:46.819	19.046	33.283	22.021	32.469	269.1	12	1:46.601	18.942	33.327	21.790	32.542	273.2														
4	1:46.620	18.918	33.146	22.035	32.521	272.5																					
5	1:46.594	18.800	33.194	22.063	32.537	275.9																					
6	1:56.870B	19.034	33.776	22.263	41.797	274.5																					
7	2:28.649	7:58.167	34.639	22.727	33.116	139.7																					
8	1:47.366	19.082	33.238	22.448	32.598	267.8																					
9	1:46.804	18.972	33.273	22.031	32.528	270.4																					
10	1:46.456	18.758	33.117	22.014	32.567	275.2																					
11	1:46.375	18.803	33.135	21.981	32.456	273.9																					
12	1:47.037	18.893	33.210	22.064	32.870	276.6																					
13	1:47.407	19.011	33.430	22.270	32.696	275.9																					
63 Niccolo ANTONELLI ITA																											
ALTHEA RACING																											
1	3:08.419	1:34.277	36.420	23.352	34.370	164.5																					
2	1:49.450	19.592	34.204	22.428	33.226	269.1																					
3	1:47.887	19.111	33.736	22.152	32.888	269.8																					
4	1:47.366	18.964	33.432	22.074	32.896	271.1																					
5	1:48.199	18.964	33.451	22.600	33.184	269.8																					
6	1:47.133	18.908	33.380	22.060	32.785	270.4																					
7	2:02.224B	19.572	34.473	22.508	45.671	268.4																					
8	8:37.720	7:08.052	34.302	22.323	33.043	148.1																					
9	1:48.748	19.021	34.059	22.416	33.252	269.8																					
10	1:46.779	18.803	33.268	21.978	32.730	271.1																					
11	1:46.812	18.845	33.237	21.933	32.797	270.4																					
12	1:50.509	19.558	34.682	22.729	33.540	269.8																					
99 Luca OTTAVIANI ITA																											
EXTREME RACING SERVICE																											
1	2:20.934	38.831	36.317	27.291	38.495	158.7																					
2	1:47.835	19.094	33.545	22.286	32.910	269.8																					
3	1:48.214	18.841	33.493	22.413	33.467	272.5																					
4	2:01.012	19.243	38.127	26.894	36.748	269.8																					
5	1:47.088	18.858	33.225	22.208	32.797	273.2																					
6	2:06.602B	20.278	34.603	22.495	49.226	240.5																					
7	6:22.132	4:45.371	35.037	25.625	36.099	152.3																					
8	1:47.436	19.119	33.442	22.178	32.697	267.1																					
9	1:54.101	20.032	36.041	22.728	35.300	272.5																					
10	1:46.908	18.980	33.203	22.148	32.577	270.4																					
11	1:50.564	18.828	33.376	22.071	36.289	268.4																					
12	1:54.052	19.309	36.116	25.681	32.946	272.5																					
13	1:49.580	18.805	33.475	24.124	33.176	270.4																					
14	1:46.949	18.954	33.368	22.011	32.616	266.5																					
52 Guillem ERILL ESP																											
DEZA-BOX 77 RACING TEAM KAWASAKI																											
1	2:24.128	51.494	35.628	23.334	33.672	171.2																					
2	1:48.978	19.367	33.681	22.837	33.093	267.8																					
3	1:48.210	19.188	33.581	22.458	32.983	267.1																					
4	1:48.396	19.300	33.452	22.429	33.215	271.1																					
5	1:48.409	19.286	33.701	22.363	33.059	266.5																					
6	1:48.306	19.237	33.534	22.629	32.906	265.8																					
7	1:47.422	19.114	33.344	22.314	32.650	264.5																					
8	1:57.303B	19.326	33.807	22.780	41.390	263.2																					
9	5:56.634	4:25.313	35.412	22.528	33.381	140.3																					
10	1:47.476	19.006	32.988	22.136	33.346	266.5																					
11	1:47.964	19.303	33.374	22.230	33.057	267.1																					
12	1:47.088	19.066	33.181	22.182	32.659	265.8																					
13	1:47.319	19.080	33.146	22.153	32.940	266.5																					
14	1:47.204	19.121	33.179	22.261	32.643	267.1																					
19 Joan DIAZ ESP																											
I+DENT RACING TEAM																											
1	2:28.002	54.161	36.033	23.177	34.631	191.4																					
2	1:50.900	19.679	34.644	22.702	33.875	270.4																					



Supersport NG
RFME ESBK 2023
Entrenamiento Cronometrado
Sector Analysis

Invalidated Lap Personal Best Session Best Crossing the pit lane

Lap	Time	Sector 1	Sector 2	Sector 3	Sector 4	T.Sp	Lap	Time	Sector 1	Sector 2	Sector 3	Sector 4	T.Sp
3	2:02.154	19.478	34.349	26.119	42.208	269.8	2	1:49.743	19.732	34.052	22.671	33.288	263.9
4	8:00.689	6:28.944	35.402	22.801	33.542	157.1	3	1:49.453	19.232	34.083	22.500	33.638	267.8
5	1:48.610	19.319	33.778	22.377	33.136	269.8	4	1:50.245	19.645	34.808	22.483	33.309	265.8
6	1:48.112	19.169	33.745	22.128	33.070	268.4	5	1:48.696	19.285	33.757	22.357	33.297	265.2
7	2:00.053	19.470	33.992	22.450	44.141	269.8	6	1:49.065	19.420	33.860	22.675	33.110	263.9
8	5:53.662	4:18.676	36.324	22.567	36.095	145.7	7	2:05.099	19.668	35.629	22.667	47.135	263.2
9	1:47.118	18.939	33.354	22.136	32.689	276.6	8	6:39.706	5:07.239	36.158	22.863	33.446	174.8
10	1:48.296	19.053	33.445	22.361	33.437	275.2	9	1:48.075	19.133	33.501	22.269	33.172	267.8
11	1:48.361	19.097	33.672	22.219	33.373	278.1	10	1:48.216	19.293	33.475	22.264	33.184	266.5

16 **Alvaro FUERTES** ESP
FUERTES TEAM YAMAHA

1	1:56.171	23.867	35.361	22.929	34.014	190.1
2	1:48.114	19.268	33.361	22.355	33.130	269.1
3	1:47.367	19.110	33.355	22.249	32.653	271.8
4	1:47.471	19.072	33.392	22.267	32.740	269.1
5	1:47.486	19.063	33.250	22.181	32.992	273.2
6	1:59.181	19.479	35.299	23.119	41.284	264.5
7	9:03.411	7:34.008	33.756	22.480	33.167	187.4
8	1:57.469	19.115	33.382	22.365	42.607	264.5
9	3:25.618	1:52.259	36.375	23.408	33.576	186.2
10	1:48.449	19.353	33.570	22.457	33.069	263.2
11	2:09.383	21.275	37.265	25.470	45.373	259.5

54 **Jesus RIOS** ESP
MRE TALENT

1	2:36.472	1:04.546	35.271	22.870	33.785	187.4
2	1:50.110	20.235	34.270	22.407	33.198	264.5
3	1:48.921	19.482	33.931	22.362	33.146	267.8
4	1:48.191	19.401	33.716	22.216	32.858	263.2
5	1:48.610	19.484	33.683	22.348	33.095	263.9
6	2:02.657	19.848	34.891	23.044	44.874	264.5
7	7:21.195	5:46.584	36.262	24.507	33.842	151.2
8	1:48.204	19.407	33.690	22.217	32.890	263.2
9	1:47.649	19.335	33.368	22.267	32.679	265.2
10	1:49.846	19.652	34.344	22.649	33.201	265.2
11	1:47.432	19.207	33.341	22.126	32.758	265.2
12	1:47.561	19.256	33.394	22.089	32.822	265.2
13	1:48.492	19.224	33.450	22.403	33.415	264.5

96 **Jose L. ARMARIO** ESP
SUPERHUGO 44 TEAM YAMAHA

1	2:48.827	1:17.424	34.616	23.006	33.781	160.4
2	1:50.219	19.763	34.247	23.062	33.147	261.3
3	1:48.378	19.638	33.557	22.401	32.782	262.0
4	1:47.863	19.480	33.279	22.235	32.869	262.6
5	1:56.695	19.409	33.329	22.341	41.616	261.3
6	7:44.717	6:15.297	33.835	22.543	33.042	173.1
7	1:47.510	19.538	33.283	22.163	32.526	259.5
8	1:47.636	19.346	33.395	22.233	32.662	259.5
9	1:47.781	19.378	33.430	22.270	32.703	258.9
10	1:56.880	19.467	33.628	22.448	41.337	260.1
11	2:33.223	1:03.501	34.426	22.314	32.982	163.7

78 **Marco GARCIA** ESP
EASYPACE TEAM

1	2:17.716	45.624	35.129	23.032	33.931	191.4
---	----------	--------	--------	--------	--------	-------

3 **Filip REHACEK** CZE
NEW2 PROJECT YAMAHA

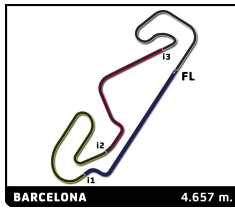
1	1:57.490	24.316	36.033	23.157	33.984	191.1
2	1:48.557	19.287	33.718	22.586	32.966	274.5
3	1:47.800	18.997	33.492	22.389	32.922	278.8
4	1:49.242	19.105	34.101	22.625	33.411	273.9
5	2:04.450	19.245	34.030	22.460	48.715	271.8
6	7:08.030	5:36.484	35.205	22.768	33.573	176.5
7	1:48.602	19.268	33.631	22.665	33.038	268.4
8	1:48.882	19.260	33.683	22.455	33.484	270.4
9	1:48.631	19.186	33.830	22.487	33.128	270.4
10	1:48.865	19.161	33.749	22.465	33.490	271.1
11	1:48.922	19.175	33.844	22.549	33.354	270.4
12	1:51.080	19.196	34.087	23.687	34.110	270.4
13	1:55.916	19.279	34.077	22.659	39.901	269.1
14	1:54.216	19.575	36.766	23.385	34.490	273.2

34 **Harry KHOURI** AUS
ANDOTRANS TEAM TORRENTÓ YAMAHA

1	2:05.723	34.071	35.173	22.843	33.636	190.1
2	1:49.286	19.435	33.804	22.647	33.400	263.2
3	1:48.961	19.524	33.662	22.572	33.203	264.5
4	1:48.338	19.478	33.588	22.281	32.991	264.5
5	1:48.174	19.263	33.629	22.216	33.066	265.2
6	2:45.341	19.513	1:16.447	25.346	44.035	263.2
7	7:54.744	6:18.454	37.032	23.296	35.962	181.2
8	2:23.102	22.798	1:01.931	24.639	33.734	261.3

17 **Ruben ROMERO** ESP
ILUSION RACING

1	2:22.974	49.597	35.939	23.367	34.071	186.2
2	1:49.337	19.594	34.104	22.636	33.003	265.8
3	1:48.702	19.398	33.939	22.433	32.932	265.2
4	2:00.058	19.422	35.192	22.709	42.735	267.1
5	4:51.760	3:20.720	34.813	22.853	33.374	190.7
6	1:49.274	19.680	34.128	22.495	32.971	263.2
7	1:48.624	19.356	33.688	22.636	32.944	263.9
8	1:48.436	19.310	33.747	22.332	33.047	264.5
9	2:05.282	21.328	35.985	22.769	45.200	264.5
10	3:31.482	1:58.067	36.898	22.985	33.532	176.8
11	1:49.301	19.319	34.117	22.561	33.304	266.5
12	1:51.938	19.715	35.033	22.741	34.449	266.5
13	1:51.026	19.562	34.238	22.959	34.267	265.8



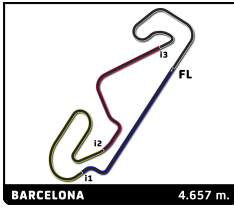
Supersport NG

RFME ESBK 2023

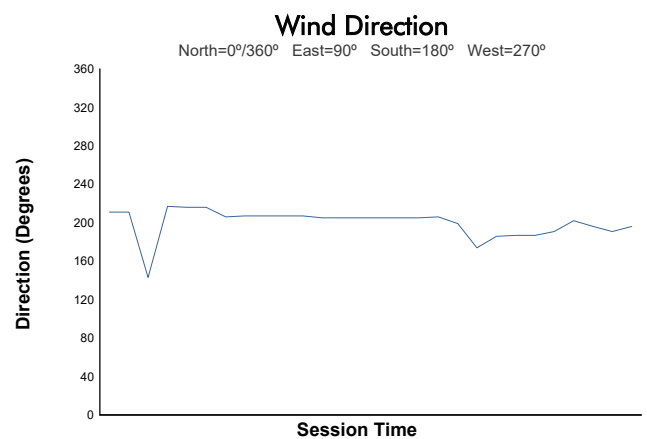
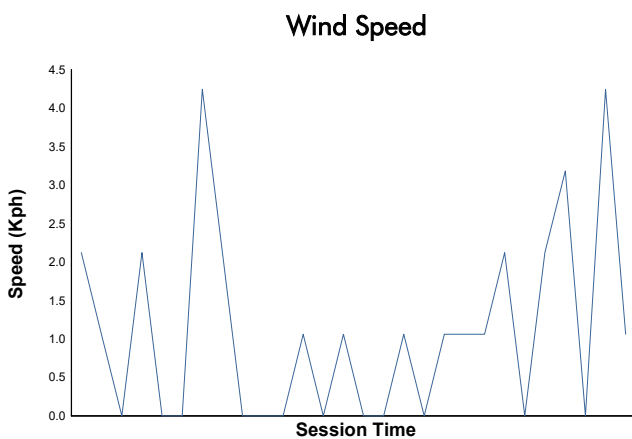
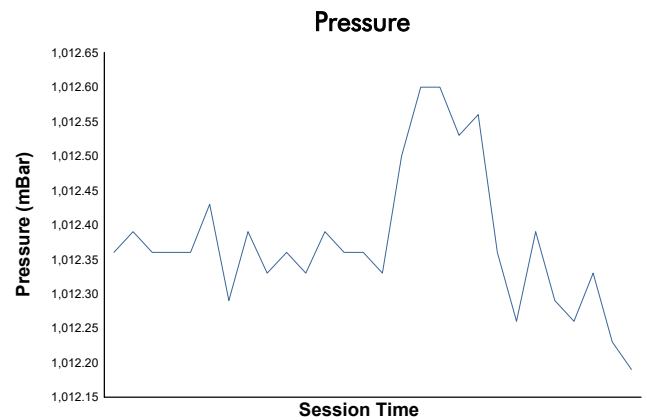
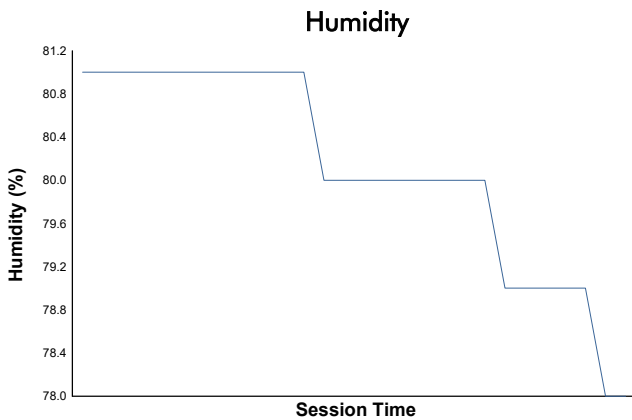
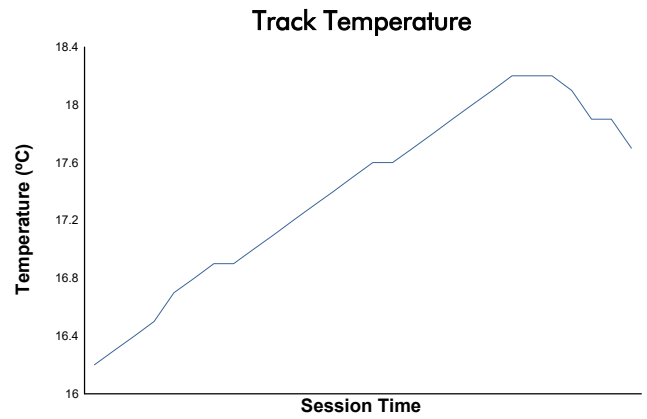
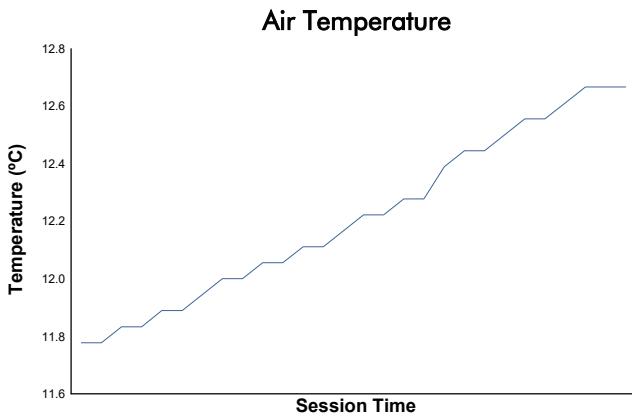
Entrenamiento Cronometrado

Sector Analysis

_ Invalidated Lap							■ Personal Best							■ Session Best							B Crossing the pit lane						
Lap	Time	Sector 1	Sector 2	Sector 3	Sector 4	T.Sp	Lap	Time	Sector 1	Sector 2	Sector 3	Sector 4	T.Sp	Lap	Time	Sector 1	Sector 2	Sector 3	Sector 4	T.Sp	Lap	Time	Sector 1	Sector 2	Sector 3	Sector 4	T.Sp
8 Abdulla N. AL-QUBAIS QAT																											
ANDOTRANS TEAM TORRENTÓ YAMAHA																											
7	7:23.651	5:51.683	34.926	23.238	33.804	178.5	1	2:08.611	34.654	36.312	23.445	34.200	191.7	1	2:08.611	34.654	36.312	23.445	34.200	191.7	1	2:08.611	34.654	36.312	23.445	34.200	191.7
8	1:50.258	19.675	34.033	23.021	33.529	262.0	2	1:51.371	19.594	34.544	22.999	34.234	265.2	2	1:51.371	19.594	34.544	22.999	34.234	265.2	2	1:51.371	19.594	34.544	22.999	34.234	265.2
9	1:50.368	19.650	34.158	22.911	33.649	262.6	3	1:52.958	19.622	34.340	22.897	36.099	265.2	3	1:52.958	19.622	34.340	22.897	36.099	265.2	3	1:52.958	19.622	34.340	22.897	36.099	265.2
10	1:49.987	19.592	33.977	22.898	33.520	262.0	4	1:50.939	19.609	34.358	22.918	34.054	263.9	4	1:50.939	19.609	34.358	22.918	34.054	263.9	4	1:50.939	19.609	34.358	22.918	34.054	263.9
11	1:49.997	19.465	34.249	22.810	33.473	266.5	5	2:02.052 B	19.801	34.305	22.999	44.947	262.0	5	2:02.052 B	19.801	34.305	22.999	44.947	262.0	5	2:02.052 B	19.801	34.305	22.999	44.947	262.0
12	1:50.005	19.704	34.182	22.715	33.404	262.6	6	6:34.665	5:01.911	35.300	23.379	34.075	90.1	6	6:34.665	5:01.911	35.300	23.379	34.075	90.1	6	6:34.665	5:01.911	35.300	23.379	34.075	90.1
13	1:56.864	20.067	36.461	26.519	33.817	263.2	7	1:52.287	20.121	34.751	23.296	34.119	256.4	7	1:52.287	20.121	34.751	23.296	34.119	256.4	7	1:52.287	20.121	34.751	23.296	34.119	256.4
							8	1:51.186	19.885	34.492	22.925	33.884	258.9	8	1:51.186	19.885	34.492	22.925	33.884	258.9	8	1:51.186	19.885	34.492	22.925	33.884	258.9
							9	1:50.698	19.697	34.366	22.819	33.816	264.5	9	1:50.698	19.697	34.366	22.819	33.816	264.5	9	1:50.698	19.697	34.366	22.819	33.816	264.5
							10	1:51.099	19.871	34.412	23.092	33.724	257.0	10	1:51.099	19.871	34.412	23.092	33.724	257.0	10	1:51.099	19.871	34.412	23.092	33.724	257.0
							11	1:50.293	19.718	34.132	22.836	33.607	263.9	11	1:50.293	19.718	34.132	22.836	33.607	263.9	11	1:50.293	19.718	34.132	22.836	33.607	263.9
							12	1:50.545	19.497	34.426	22.881	33.741	262.6	12	1:50.545	19.497	34.426	22.881	33.741	262.6	12	1:50.545	19.497	34.426	22.881	33.741	262.6
							13	2:04.648	19.888	34.616	23.125	47.019	262.6	13	2:04.648	19.888	34.616	23.125	47.019	262.6	13	2:04.648	19.888	34.616	23.125	47.019	262.6
							14	2:03.506 B	19.846	34.556	23.015	46.089	261.3	14	2:03.506 B	19.846	34.556	23.015	46.089	261.3	14	2:03.506 B	19.846	34.556	23.015	46.089	261.3
27 Benedetto RASA ITA																											
YAMAHA GV STRATOS YAMAHA																											
1	2:07.814	35.050	35.628	23.143	33.993	195.9	1	3:39.968 B	41.691	1:08.318	47.152	1:02.807	122.8	1	3:39.968 B	41.691	1:08.318	47.152	1:02.807	122.8	1	3:39.968 B	41.691	1:08.318	47.152	1:02.807	122.8
2	1:50.724	19.979	34.376	22.763	33.606	266.5	2	15:30.477	...	35.692	24.114	34.079	117.7	2	15:30.477	...	35.692	24.114	34.079	117.7	2	15:30.477	...	35.692	24.114	34.079	117.7
3	1:50.517	19.869	34.304	22.795	33.549	265.8	3	1:52.065	20.144	34.597	23.601	33.723	258.2	3	1:52.065	20.144	34.597	23.601	33.723	258.2	3	1:52.065	20.144	34.597	23.601	33.723	258.2
4	2:10.304 B	19.807	34.284	23.580	52.633	266.5	4	1:51.084	19.916	34.589	22.972	33.607	267.1	4	1:51.084	19.916	34.589	22.972	33.607	267.1	4	1:51.084	19.916	34.589	22.972	33.607	267.1
5	12:01.532	...	36.725	23.523	35.871	167.5	5	1:51.071	19.714	34.543	22.966	33.848	263.2	5	1:51.071	19.714	34.543	22.966	33.848	263.2	5	1:51.071	19.714	34.543	22.966	33.848	263.2
6	1:58.270	22.994	38.550	22.852	33.874	266.5	6	1:50.401	19.547	34.404	22.905	33.545	265.8	6	1:50.401	19.547	34.404	22.905	33.545	265.8	6	1:50.401	19.547	34.404	22.905	33.545	265.8
7	1:51.288	19.867	34.656	22.886	33.879	264.5	7	1:50.388	19.578	34.198	23.138	33.474	263.9	7	1:50.388	19.578	34.198	23.138	33.474	263.9	7	1:50.388	19.578	34.198	23.138	33.474	263.9
8	1:50.165	19.697	34.278	22.717	33.473	265.2	8	1:53.062	21.036	35.254	23.223	33.549	258.9	8	1:53.062	21.036	35.254	23.223	33.549	258.9	8	1:53.062	21.036	35.254	23.223	33.549	258.9
9	1:50.596	19.864	34.379	22.774	33.579	264.5																					
10	1:50.378	19.685	34.150	22.728	33.815	264.5																					
11	2:16.745	31.324	45.665	23.628	36.128	210.3																					
81 Joan SANTOS ESP																											
YAMAHA GV STRATOS YAMAHA																											
1	2:13.846	38.327	36.985	23.832	34.702	163.7																					
2	1:52.599	19.965	35.265	23.284	34.085	260.1																					
3	1:51.893	19.901	35.041	22.923	34.028	263.9																					
4	1:51.347	19.619	34.752	22.975	34.001	262.6																					
5	2:00.665 B	19.790	34.855	23.075	42.945	259.5																					
6	7:10.482	5:38.210	35.160	23.197	33.915	156.9																					
7	1:50.333	19.890	34.125	22.858	33.460	263.9																					
8	1:50.270	19.799	34.186	22.734	33.551	260.1																					
9	1:50.511	19.812	34.163	23.081	33.455	263.2																					
10	1:50.183	19.678	34.338	22.721	33.446	263.2																					
11	1:50.227	19.569	34.149	22.861	33.648	261.3																					
12	1:50.394	19.650	34.330	22.850	33.564	258.2																					
13	1:51.065	19.959	34.552	22.890	33.664	258.2																					
14	1:50.310	19.719	34.301	22.767	33.523	258.9																					
93 Leungo K. GAOREKWE ZAF																											
I+DENT RACING TEAM																											
1	2:33.506	58.295	36.490	23.610	35.111	165.0																					
2	1:52.721	20.163	34.790	23.281	34.487	258.9																					
3	1:51.462	19.958	34.508	22.957	34.039	255.2																					
4	1:58.498	19.888	34.676	23.073	40.861	256.4																					
5	1:52.009	19.875	34.872	23.073	34.189	255.8																					
6	2:07.141 B	20.126	34.770	23.165	49.080	252.8																					
7	5:44.184	4:08.765	36.439	23.003	35.977	156.9																					
8	1:50.214	19.788	33.970	22.702	33.754	254.0																					
9	1:51.093	19.879	34.235	22.981	33.998	253.4																					
10	1:51.118	19.823	34.429	23.040	33.826	252.3																					
11	1:54.720	19.751	36.904	23.829	34.236	252.8																					
12	1:54.850	19.788	34.471	23.025	37.566	254.6																					
13	2:06.865 B	20.334	34.644	23.013	48.874	254.0																					
9 Javier DEL OLMO ESP																											
KAWASAKI PALMETO PL RACING																											



RFME ESBK 2023
Supersport NG
Entrenamiento Cronometrado
Weather Report



Track Status: **DRY**