

Supersport NG
RFME ESBK 2023
Carrera 2 (16 Laps, 74.5 km.)

Revised

Starting Grid

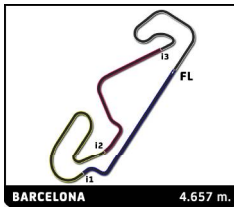
69 S. PYLYPENKO	36	73 A. GUARNIERI	35	27 B. RASA	34	12
9 J. DEL OLMO	33	93 L. GAOREKWE	32	81 J. SANTOS	31	11
8 A. AL-QUBAISI	30	53 C. MALTERRE	29	68 C. BROWN	28	10
18 C. PARRILLA	27	26 F. RUIZ	26	7 M. ROCCA	25	9
47 T. VARGA	24	55 A. SCIARRETTA	23	17 R. ROMERO	22	8
34 H. KHOURI	21	3 F. REHACEK	20	78 M. GARCIA	19	7
54 J. RIOS	18	16 A. FUERTES	17	19 J. DIAZ	16	6
52 G. FRILL	15	63 N. ANTONELLI	14	21 D. MIHAILA	13	5
37 M. GONZALEZ	12	77 P. BIESIEKIRSKI	11	70 J. MCPHEE	10	4
96 J. ARMARIO	9	99 L. OTTAVIANI	8	57 D. MUÑOZ	7	3
67 C. VALLE	6	83 J. RODRIGUEZ	5	25 A. VERDOIA	4	2
4 E. FERNANDEZ	3	42 J. NAVARRO	2	43 S. JESPERSEN	1	1



Pole

Race Director:
Rafa Vilarrúbias

Timekeeper:
Yaiza Bonet



Supersport NG

RFME ESBK 2023

Carrera 2 (16 Laps, 74.5 km.)

Classification

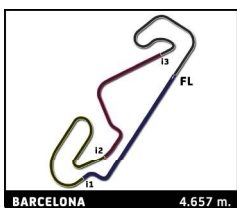
No	Rider	Nat	Team	Bike	Tires	Cl.	Laps	Total Time	Gap	Kph	Best Lap			
											Lap	Time	Kph	
1	43 Simon JESPERSEN	DNK	YAMAHA TEAM SCANDINAVIA	YAMAHA		SSNG	16	28:26.418	-	157.2	3	1:45.954	158.2	
2	57 Daniel MUÑOZ	ESP	SP57 RACING TEAM	YAMAHA	Dunlop	SSNG	16	28:26.589	+0.171	157.2	5	1:45.965	158.2	
3	70 John MCPHEE	GBR	WRP		Pirelli	SSNG	16	28:27.104	+0.686	157.1	3	1:45.529	158.9	
4	4 Eric FERNANDEZ	ESP	TEAM SPEED RACING		Pirelli	SSNG	16	28:27.430	+1.012	157.1	5	1:45.945	158.2	
5	42 Jorge NAVARRO	ESP	WRP		Pirelli	SSNG	16	28:28.584	+2.166	157.0	2	1:46.106	158.0	
6	99 Luca OTTAVIANI	ITA	EXTREME RACING SERVICE		Pirelli	SSNG	16	28:39.065	+12.647	156.0	5	1:46.075	158.1	
7	67 Carlos VALLE	ESP	GV RACING			SSNG	16	28:40.427	+14.009	155.9	6	1:46.601	157.3	
8	77 Piotr BIESIEKIRSKI	POL	ALTHEA RACING	YAMAHA	Dunlop	SSNG	16	28:46.177	+19.759	155.4	3	1:46.606	157.3	
9	25 Andy VERDOIA	FRA	ARCO YAMAHA MOTOR UNIVERSITY TEAM	YAMAHA		Pirelli	SSNG	16	28:46.540	+20.122	155.4	3	1:46.350	157.6
10	21 Demis MIHAILA	ITA	MOTOXRACINGTEAM	YAMAHA		Pirelli	SSNG	16	28:48.062	+21.644	155.2	4	1:46.989	156.7
11	54 Jesus RIOS	ESP	MRE TALENT			STCK600	16	28:50.179	+23.761	155.0	5	1:47.530	155.9	
12	96 Jose L. ARMARIO	ESP	SUPERHUGO 44 TEAM	YAMAHA	Dunlop	STCK600	16	28:50.231	+23.813	155.0	6	1:47.037	156.6	
13	52 Guillem ERILL	ESP	DEZA-BOX 77 RACING TEAM	KAWASAKI		Pirelli	SSNG	16	28:50.332	+23.914	155.0	2	1:47.288	156.3
14	55 Alessandro SCIARRETTA	ITA	ZPM RACING TEAM			SSNG	16	28:51.668	+25.250	154.9	4	1:47.029	156.6	
15	78 Marco GARCIA	ESP	EASYRACE TEAM			STCK600	16	28:56.100	+29.682	154.5	12	1:47.794	155.5	
16	17 Ruben ROMERO	ESP	ILUSION RACING			STCK600	16	28:56.132	+29.714	154.5	4	1:47.631	155.8	
17	34 Harry KHOURI	AUS	ANDOTRANS TEAM TORRENTÓ	YAMAHA	Dunlop	SSNG	16	28:58.827	+32.409	154.3	13	1:47.950	155.3	
18	63 Niccolo ANTONELLI	ITA	ALTHEA RACING			Pirelli	SSNG	16	29:08.738	+42.320	153.4	5	1:46.844	156.9
19	3 Filip REHACEK	CZE	NEW2 PROJECT	YAMAHA		Pirelli	SSNG	16	29:08.843	+42.425	153.4	5	1:48.388	154.7
20	7 Manuel ROCCA	ITA	ZIVI MOTOR CORSE	YAMAHA		Pirelli	STCK600	16	29:09.170	+42.752	153.4	3	1:48.304	154.8
21	19 Joan DIAZ	ESP	I+-DENT RACING TEAM			Pirelli	SSNG	16	29:09.746	+43.328	153.3	5	1:48.254	154.9
22	68 Carter J. BROWN	GBR	CF MOTORSPORT	YAMAHA		STCK600	16	29:09.956	+43.538	153.3	9	1:48.251	154.9	
23	47 Tibor Erik VARGA	HUN	MDR COMPETICION	YAMAHA		Pirelli	STCK600	16	29:16.177	+49.759	152.7	3	1:48.669	154.3
24	18 Cesar PARRILLA	ESP	FAU55 RACING - FAMILY CASH	YAMAHA	Dunlop	STCK600	16	29:19.412	+52.994	152.5	6	1:48.952	153.9	
25	8 Abdulla N. AL-QUBAISI	QAT	ANDOTRANS TEAM TORRENTÓ	YAMAHA	Dunlop	SSNG	16	29:23.629	+57.211	152.1	5	1:49.065	153.7	
26	81 Joan SANTOS	ESP	YAMAHA GV STRATOS	YAMAHA		STCK600	16	29:23.826	+57.408	152.1	10	1:48.927	153.9	
27	69 Sviatoslav PYLYPENKO	UKR	ANDOTRANS TEAM TORRENTÓ	YAMAHA	Dunlop	SSNG	16	29:23.919	+57.501	152.1	16	1:48.794	154.1	
28	9 Javier DEL OLMO	ESP	KAWASAKI PALMETO FL RACING	KAWASAKI	Dunlop	STCK600	16	29:30.473	+1:04.055	151.5	6	1:49.225	153.5	
29	53 Charly MALTERRE	FRA	ILUSION RACING	YAMAHA	Dunlop	STCK600	16	29:33.136	+1:06.718	151.3	14	1:49.778	152.7	
30	26 Francisco J. RUIZ	ESP	MDR COMPETICION	YAMAHA		STCK600	16	29:33.682	+1:07.264	151.2	4	1:49.171	153.6	
31	27 Benedetto RASA	ITA	YAMAHA GV STRATOS	YAMAHA		STCK600	16	29:55.019	+1:28.601	149.4	3	1:50.195	152.1	
32	93 Leungo K. GAOREKWE	ZAF	I+-DENT RACING TEAM			Pirelli	STCK600	16	30:07.985	+1:41.567	148.4	4	1:50.596	151.6
Not classified														
16	Alvaro FUERTES	ESP	FUERTES TEAM	YAMAHA	Dunlop	STCK600	13	24:46.980			2	1:48.143	155.0	
83	Juan RODRIGUEZ	ESP	I+-DENT RACING TEAM			Dunlop	SSNG	11	27:56.825		5	1:46.703	157.1	
73	Alessio GUARNIERI	ITA	FIFTY MOTORSPORT	YAMAHA		Pirelli	STCK600	3	5:40.286		3	1:50.292	152.0	
37	Mauro GONZALEZ	ESP	TEAM SPEED RACING			Pirelli	SSNG	2	3:38.895		2	1:46.796	157.0	

Pole Position:	Simon JESPERSEN		
Fastest Lap:	Lap3	John MCPHEE	1:45.529 158.9 Kph

Published at:

Track Status: **DRY**

Race Director: Rafa Vilarrúbias	Timekeeper: Yaiza Bonet
---	-----------------------------------



Supersport NG

RFME ESBK 2023

Carrera 2 (16 Laps, 74.5 km.)

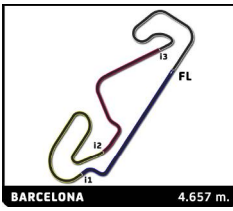
Classification by Class

No	Rider	Nat	Team	Bike	Laps	Total Time	Gap	Kph	Best Lap			
									Lap	Time	Kph	
SSNG												
1	43 Simon JESPERSEN	DNK	YAMAHA TEAM SCANDINAVIA	YAMAHA	16	28:26.418		157.2	3	1:45.954	158.2	
2	57 Daniel MUÑOZ	ESP	SP57 RACING TEAM	YAMAHA	16	28:26.589	+0.171	157.2	5	1:45.965	158.2	
3	70 John MCPHEE	GBR	WRP		16	28:27.104	+0.686	157.1	3	1:45.529	158.9	
4	4 Eric FERNANDEZ	ESP	TEAM SPEED RACING		16	28:27.430	+1.012	157.1	5	1:45.945	158.2	
5	42 Jorge NAVARRO	ESP	WRP		16	28:28.584	+2.166	157.0	2	1:46.106	158.0	
6	99 Luca OTTAVIANI	ITA	EXTREME RACING SERVICE		16	28:39.065	+12.647	156.0	5	1:46.075	158.1	
7	67 Carlos VALLE	ESP	GV RACING		16	28:40.427	+14.009	155.9	6	1:46.601	157.3	
8	77 Piotr BIESIEKIRSKI	POL	ALTHEA RACING	YAMAHA	16	28:46.177	+19.759	155.4	3	1:46.606	157.3	
9	25 Andy VERDOIA	FRA	ARCO YAMAHA MOTOR UNIVERSITY TEAM	YAMAHA	16	28:46.540	+20.122	155.4	3	1:46.350	157.6	
10	21 Demis MIHAILA	ITA	MOTOXRACINGTEAM	YAMAHA	16	28:48.062	+21.644	155.2	4	1:46.989	156.7	
11	52 Guillem ERILL	ESP	DEZA-BOX 77 RACING TEAM	KAWASAKI	16	28:50.332	+23.914	155.0	2	1:47.288	156.3	
12	55 Alessandro SCIARRETTA	ITA	ZPM RACING TEAM		16	28:51.668	+25.250	154.9	4	1:47.029	156.6	
13	34 Harry KHOURI	AUS	ANDOTRANS TEAM TORRENTÓ	YAMAHA	16	28:58.827	+32.409	154.3	13	1:47.950	155.3	
14	63 Niccolo ANTONELLI	ITA	ALTHEA RACING		16	29:08.738	+42.320	153.4	5	1:46.844	156.9	
15	3 Filip REHACEK	CZE	NEW2 PROJECT	YAMAHA	16	29:08.843	+42.425	153.4	5	1:48.388	154.7	
16	19 Joan DIAZ	ESP	I+DENT RACING TEAM		16	29:09.746	+43.328	153.3	5	1:48.254	154.9	
17	8 Abdulla N. AL-QUBAISI	QAT	ANDOTRANS TEAM TORRENTÓ	YAMAHA	16	29:23.629	+57.211	152.1	5	1:49.065	153.7	
18	69 Sviatoslav PLYPENKO	UKR	ANDOTRANS TEAM TORRENTÓ	YAMAHA	16	29:23.919	+57.501	152.1	16	1:48.794	154.1	
Not classified												
83	Juan RODRIGUEZ	ESP	I+DENT RACING TEAM		11	27:56.825	5 Laps		5	1:46.703	157.1	
37	Mauro GONZALEZ	ESP	TEAM SPEED RACING		2	3:38.895	14 Laps		2	1:46.796	157.0	
STCK600												
1	54 Jesus RIOS	ESP	MRE TALENT		16	28:50.179		155.0	5	1:47.530	155.9	
2	96 Jose L. ARMARIO	ESP	SUPERHUGO 44 TEAM	YAMAHA	16	28:50.231	+0.052	155.0	6	1:47.037	156.6	
3	78 Marco GARCIA	ESP	EASYRACE TEAM		16	28:56.100	+5.921	154.5	12	1:47.794	155.5	
4	17 Ruben ROMERO	ESP	ILUSION RACING		16	28:56.132	+5.953	154.5	4	1:47.631	155.8	
5	7 Manuel ROCCA	ITA	ZIVI MOTOR CORSE	YAMAHA	16	29:09.170	+18.991	153.4	3	1:48.304	154.8	
6	68 Carter J. BROWN	GBR	CF MOTORSPORT	YAMAHA	16	29:09.956	+19.777	153.3	9	1:48.251	154.9	
7	47 Tibor Erik VARGA	HUN	MDR COMPETICION	YAMAHA	16	29:16.177	+25.998	152.7	3	1:48.669	154.3	
8	18 Cesar PARRILLA	ESP	FAU55 RACING - FAMILY CASH	YAMAHA	16	29:19.412	+29.233	152.5	6	1:48.952	153.9	
9	81 Joan SANTOS	ESP	YAMAHA GV STRATOS	YAMAHA	16	29:23.826	+33.647	152.1	10	1:48.927	153.9	
10	9 Javier DEL OLMO	ESP	KAWASAKI PALMETO PL RACING	KAWASAKI	16	29:30.473	+40.294	151.5	6	1:49.225	153.5	
11	53 Charly MALTERRE	FRA	ILUSION RACING	YAMAHA	16	29:33.136	+42.957	151.3	14	1:49.778	152.7	
12	26 Francisco J. RUIZ	ESP	MDR COMPETICION	YAMAHA	16	29:33.682	+43.503	151.2	4	1:49.171	153.6	
13	27 Benedetto RASA	ITA	YAMAHA GV STRATOS	YAMAHA	16	29:55.019	+104.840	149.4	3	1:50.195	152.1	
14	93 Leungo K. GAOREKWE	ZAF	I+DENT RACING TEAM		16	30:07.985	+117.806	148.4	4	1:50.596	151.6	
Not classified												
16	Alvaro FUERTES	ESP	FUERTES TEAM	YAMAHA	13	24:46.980	3 Laps		2	1:48.143	155.0	
73	Alessio GUARNIERI	ITA	FIFTY MOTORSPORT	YAMAHA	3	5:40.286	13 Laps		3	1:50.292	152.0	

Published at:

Track Status: **DRY**

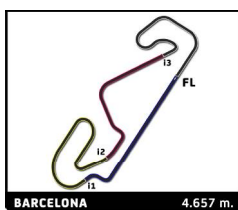
Race Director: Rafa Vilarrúbias	Timekeeper: Yaiza Bonet
---	-----------------------------------



Supersport NG
RFME ESBK 2023
Carrera 2

Lap Chart

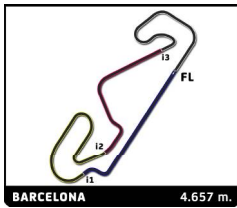
No	Pos	Grid	Lap															
			1	2	3	4	5	6	7	8	9	10	11	12	13	14	15	16
43	1	43	42	42	42	42	42	42	70	42	42	42	42	42	43	43	43	43
42	2	42	43	43	43	43	43	43	42	43	70	70	70	43	42	70	57	57
4	3	4	57	57	4	70	70	70	43	70	57	57	43	57	57	57	70	70
25	4	25	4	4	57	4	4	4	57	57	43	43	57	70	70	42	4	4
83	5	83	67	77	70	57	57	57	4	4	4	4	4	4	4	4	42	42
67	6	67	77	67	77	77	77	77	77	77	77	77	77	99	99	99	99	99
57	7	57	70	70	67	67	67	67	67	99	99	99	99	77	67	67	67	67
99	8	99	83	83	25	25	25	25	99	99	67	67	67	77	77	77	77	77
96	9	96	25	37	83	99	99	99	25	25	25	25	25	25	25	25	25	25
70	10	70	37	25	99	83	83	83	83	21	21	21	21	21	21	21	21	21
77	11	77	54	21	21	21	21	21	52	52	52	52	52	52	52	52	52	54
37	12	37	21	99	54	55	55	54	54	54	54	54	54	54	54	54	54	96
21	13	21	99	54	55	54	54	55	52	55	55	96	96	96	96	96	96	52
63	14	63	55	55	52	52	52	52	55	96	96	55	55	55	55	55	55	55
52	15	52	52	52	96	96	96	96	96	78	78	17	17	17	17	17	17	78
19	16	19	34	34	34	34	17	17	78	17	78	78	78	78	78	78	78	17
16	17	16	96	16	78	17	78	78	17	34	34	34	34	34	34	34	34	34
54	18	54	16	96	17	78	34	34	19	3	3	3	19	3	3	7	63	
78	19	78	78	78	3	3	3	3	19	3	19	19	19	3	19	7	3	3
3	20	3	17	17	19	19	19	19	3	7	7	7	7	7	7	19	63	7
34	21	34	47	19	47	47	7	47	7	47	47	47	68	68	68	19	19	19
17	22	17	19	3	7	7	47	7	47	68	68	68	47	47	63	63	68	68
55	23	55	3	47	18	68	68	68	68	18	18	63	63	63	47	47	47	47
47	24	47	18	7	68	18	18	18	18	8	63	18	18	18	18	18	18	18
7	25	7	7	68	81	26	26	26	9	9	8	8	81	81	81	81	81	8
26	26	26	68	18	26	81	81	81	81	81	81	81	8	8	8	8	8	81
18	27	18	81	81	9	9	9	9	8	63	9	9	9	9	9	69	69	69
68	28	68	9	26	8	8	8	8	26	26	26	26	69	69	69	9	9	9
53	29	53	26	9	53	53	53	53	63	69	69	69	26	26	26	26	26	53
8	30	8	53	53	69	69	69	69	53	53	53	53	53	53	53	53	53	26
81	31	81	93	8	73	27	93	63	69	27	27	27	27	27	27	27	27	27
93	32	93	8	69	27	93	27	27	27	93	93	93	93	16	93	93	93	93
9	33	9	69	73	93	63	63	93	93	16	16	16	16	93	16			
27	34	27	73	93	63	16	16	16	83	83	83	83						
73	35	73	27	27	16													
69	36	69	63	63														



Supersport NG
RFME ESBK 2023
Carrera 2

Best Sector Times

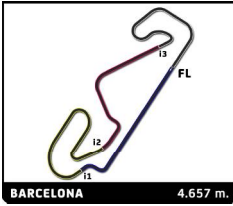
Sector 1			Sector 2			Sector 3			Ideal Lap	Best Lap	
Pos	No Rider	Time	No Rider	Time	No Rider	Time	Pos	No Rider			
1	70 J.MCPHEE	18.547	70 J.MCPHEE	32.774	57 D.MUÑOZ	21.826	1	70 J.MCPHEE	1:45.412	1:45.529	(1)
2	4 E.FERNANDEZ	18.607	42 J.NAVARRO	32.924	70 J.MCPHEE	21.848	2	42 J.NAVARRO	1:45.629	1:46.106	(6)
3	83 J.RODRIGUEZ	18.617	43 S.JESPERSEN	32.930	42 J.NAVARRO	21.849	3	43 S.JESPERSEN	1:45.803	1:45.954	(3)
4	43 S.JESPERSEN	18.618	4 E.FERNANDEZ	32.953	4 E.FERNANDEZ	21.861	4	57 D.MUÑOZ	1:45.832	1:45.965	(4)
5	67 C.VALLE	18.632	57 D.MUÑOZ	32.993	43 S.JESPERSEN	21.923	5	4 E.FERNANDEZ	1:45.842	1:45.945	(2)
6	25 A.VERDOIA	18.636	77 P.BIESIEKIRSKI	33.006	67 C.VALLE	21.926	6	99 L.OTTAVIANI	1:45.991	1:46.075	(5)
7	42 J.NAVARRO	18.649	99 L.OTTAVIANI	33.015	77 P.BIESIEKIRSKI	21.954	7	25 A.VERDOIA	1:46.167	1:46.350	(7)
8	99 L.OTTAVIANI	18.651	37 M.GONZALEZ	33.068	25 A.VERDOIA	21.958	8	77 P.BIESIEKIRSKI	1:46.254	1:46.606	(9)
9	63 N.ANTONELLI	18.709	25 A.VERDOIA	33.094	99 L.OTTAVIANI	21.986	9	67 C.VALLE	1:46.401	1:46.601	(8)
10	21 D.MIHAILA	18.728	96 J.ARMARIO	33.180	63 N.ANTONELLI	21.993	10	83 J.RODRIGUEZ	1:46.472	1:46.703	(10)
11	57 D.MUÑOZ	18.730	83 J.RODRIGUEZ	33.216	37 M.GONZALEZ	21.994	11	37 M.GONZALEZ	1:46.703	1:46.796	(11)
12	55 A.SCIARRETTA	18.757	21 D.MIHAILA	33.251	55 A.SCIARRETTA	22.090	12	21 D.MIHAILA	1:46.725	1:46.989	(13)
13	77 P.BIESIEKIRSKI	18.774	67 C.VALLE	33.269	83 J.RODRIGUEZ	22.113	13	63 N.ANTONELLI	1:46.763	1:46.844	(12)
14	19 J.DIAZ	18.820	55 A.SCIARRETTA	33.332	96 J.ARMARIO	22.119	14	96 J.ARMARIO	1:46.812	1:47.037	(15)
15	3 F.REHACEK	18.874	63 N.ANTONELLI	33.335	21 D.MIHAILA	22.124	15	55 A.SCIARRETTA	1:46.998	1:47.029	(14)
16	52 G.ERILL	18.920	52 G.ERILL	33.396	17 R.ROMERO	22.156	16	52 G.ERILL	1:47.087	1:47.288	(16)
17	17 R.ROMERO	18.927	54 J.RIOS	33.415	52 G.ERILL	22.165	17	54 J.RIOS	1:47.264	1:47.530	(17)
18	37 M.GONZALEZ	18.933	78 M.GARCIA	33.458	54 J.RIOS	22.204	18	17 R.ROMERO	1:47.334	1:47.631	(18)
19	54 J.RIOS	18.972	17 R.ROMERO	33.526	34 H.KHOURI	22.227	19	78 M.GARCIA	1:47.518	1:47.794	(19)
20	96 J.ARMARIO	19.021	34 H.KHOURI	33.532	78 M.GARCIA	22.246	20	34 H.KHOURI	1:47.786	1:47.950	(20)
21	7 M.ROCCA	19.069	19 J.DIAZ	33.542	68 C.BROWN	22.288	21	19 J.DIAZ	1:47.866	1:48.254	(23)
22	47 T.VARGA	19.082	7 M.ROCCA	33.576	19 J.DIAZ	22.321	22	3 F.REHACEK	1:47.940	1:48.388	(25)
23	16 A.FUERTES	19.084	68 C.BROWN	33.630	3 F.REHACEK	22.341	23	68 C.BROWN	1:47.959	1:48.251	(22)
24	8 A.AL-QUBAISI	19.088	16 A.FUERTES	33.651	7 M.ROCCA	22.410	24	7 M.ROCCA	1:48.117	1:48.304	(24)
25	68 C.BROWN	19.094	47 T.VARGA	33.724	47 T.VARGA	22.428	25	16 A.FUERTES	1:48.143	1:48.143	(21)
26	78 M.GARCIA	19.098	3 F.REHACEK	33.758	16 A.FUERTES	22.446	26	47 T.VARGA	1:48.414	1:48.669	(26)
27	34 H.KHOURI	19.111	9 J.DEL OLMO	33.762	8 A.AL-QUBAISI	22.454	27	8 A.AL-QUBAISI	1:48.430	1:49.065	(30)
28	26 F.RUIZ	19.163	69 S.PYLYPENKO	33.815	81 J.SANTOS	22.502	28	69 S.PYLYPENKO	1:48.738	1:48.794	(27)
29	81 J.SANTOS	19.204	8 A.AL-QUBAISI	33.834	18 C.PARRILLA	22.513	29	18 C.PARRILLA	1:48.875	1:48.952	(29)
30	69 S.PYLYPENKO	19.224	18 C.PARRILLA	33.839	69 S.PYLYPENKO	22.524	30	81 J.SANTOS	1:48.875	1:48.927	(28)
31	18 C.PARRILLA	19.255	81 J.SANTOS	33.938	26 F.RUIZ	22.660	31	26 F.RUIZ	1:48.949	1:49.171	(31)
32	53 C.MALTERRE	19.290	26 F.RUIZ	33.970	9 J.DEL OLMO	22.666	32	9 J.DEL OLMO	1:49.015	1:49.225	(32)
33	9 J.DEL OLMO	19.390	53 C.MALTERRE	34.076	93 L.GAOREKWE	22.706	33	53 C.MALTERRE	1:49.636	1:49.778	(33)
34	27 B.RASA	19.392	27 B.RASA	34.099	73 A.GUARNIERI	22.708	34	27 B.RASA	1:49.936	1:50.195	(34)
35	93 L.GAOREKWE	19.588	93 L.GAOREKWE	34.127	53 C.MALTERRE	22.727	35	93 L.GAOREKWE	1:50.051	1:50.596	(36)
36	73 A.GUARNIERI	19.653	73 A.GUARNIERI	34.132	27 B.RASA	22.961	36	73 A.GUARNIERI	1:50.112	1:50.292	(35)



Supersport NG RFME ESBK 2023 Carrera 2

Best Top Speed

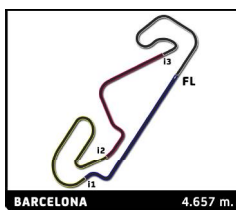
No Rider	Team	Class	Top 1		Top 2		Top 3		Top 4		Top 5			
			Kph	Lap	Kph	Lap	Kph	Lap	Kph	Lap	Kph	Lap	Avg	
25	Andy VERDOIA	ARCO YAMAHA MOTOR UNIVERSITY TEAM	SSNG	283.9	3	280.9	7	280.9	4	280.2	11	280.2	5	281.2
3	Filip REHACEK	NEW2 PROJECT	SSNG	283.1	3	278.1	8	277.3	2	273.9	4	273.2	5	277.1
43	Simon JESPERSEN	YAMAHA TEAM SCANDINAVIA	SSNG	283.1	11	278.1	7	276.6	12	276.6	10	273.9	8	277.7
37	Mauro GONZALEZ	TEAM SPEED RACING	SSNG	282.4	2									282.4
70	John MCPHEE	WRP	SSNG	282.4	3	282.4	2	281.7	4	278.8	13	278.1	16	280.7
67	Carlos VALLE	GV RACING	SSNG	281.7	6	281.7	3	280.9	11	280.9	9	280.9	5	281.2
77	Piotr BIESIEKIRSKI	ALTHEA RACING	SSNG	281.7	2	275.2	4	274.5	5	274.5	3	273.2	14	275.8
55	Alessandro SCIARRETTA	ZPM RACING TEAM	SSNG	280.2	4	278.8	3	278.1	14	277.3	15	277.3	10	278.3
21	Demis MIHAILA	MOTOXRACINGTEAM	SSNG	278.8	2	275.9	5	275.2	8	275.2	4	273.9	6	275.8
4	Eric FERNANDEZ	TEAM SPEED RACING	SSNG	278.1	15	278.1	13	278.1	3	277.3	8	277.3	2	277.8
17	Ruben ROMERO	ILUSION RACING	STCK600	278.1	2	273.9	3	271.8	4	270.4	8	269.1	5	272.7
19	Joan DIAZ	I+DENT RACING TEAM	SSNG	278.1	6	277.3	16	277.3	15	276.6	4	275.9	10	277.0
63	Niccolo ANTONELLI	ALTHEA RACING	SSNG	278.1	7	277.3	6	275.2	15	274.5	14	273.9	9	275.8
57	Daniel MUÑOZ	SP57 RACING TEAM	SSNG	278.1	12	274.5	7	273.9	6	273.9	5	273.2	14	274.7
78	Marco GARCIA	EASYRACE TEAM	STCK600	278.1	2	275.9	3	275.2	5	273.2	7	271.8	6	274.8
83	Juan RODRIGUEZ	I+DENT RACING TEAM	SSNG	277.3	5	276.6	3	275.2	4	273.9	6	273.9	2	275.4
99	Luca OTTAVIANI	EXTREME RACING SERVICE	SSNG	277.3	2	276.6	9	276.6	4	276.6	3	275.9	8	276.6
42	Jorge NAVARRO	WRP	SSNG	275.9	16	274.5	15	271.8	14	270.4	8	267.8	12	272.1
16	Alvaro FUERTES	FUERTES TEAM	STCK600	275.2	2	267.8	3	263.9	12	263.2	11	261.3	10	266.3
34	Harry KHOURI	ANDOTRANS TEAM TORRENTÓ	SSNG	275.2	6	271.1	8	271.1	4	270.4	7	269.8	12	271.5
54	Jesus RIOS	MRE TALENT	STCK600	275.2	3	273.9	2	273.2	5	271.8	6	270.4	15	272.9
9	Javier DEL OLMO	KAWASAKI PALMETO PL RACING	STCK600	274.5	2	269.1	7	269.1	3	267.1	6	267.1	4	269.4
52	Guillem ERILL	DEZA-BOX 77 RACING TEAM	SSNG	274.5	7	273.2	3	272.5	4	271.1	6	269.8	2	272.2
96	Jose L. ARMARIO	SUPERHUGO 44 TEAM	STCK600	273.9	10	273.2	15	273.2	11	272.5	16	272.5	8	273.1
8	Abdulla N. AL-QUBAISI	ANDOTRANS TEAM TORRENTÓ	SSNG	273.2	7	267.8	5	267.1	8	266.5	6	265.2	13	268.0
26	Francisco J. RUIZ	MDR COMPETICION	STCK600	273.2	2	270.4	3	269.1	6	268.4	5	268.4	4	269.9
73	Alessio GUARNIERI	FIFTY MOTORSPORT	STCK600	273.2	2	265.8	3							269.5
81	Joan SANTOS	YAMAHA GV STRATOS	STCK600	271.8	2	270.4	9	270.4	6	270.4	3	266.5	5	269.9
7	Manuel ROCCA	ZIVI MOTOR CORSE	STCK600	271.1	5	269.8	7	269.8	2	268.4	4	267.1	3	269.2
27	Benedetto RASA	YAMAHA GV STRATOS	STCK600	271.1	2	269.8	3	264.5	6	263.9	4	262.6	5	266.4
47	Tibor Erik VARGA	MDR COMPETICION	STCK600	270.4	6	270.4	4	270.4	3	269.8	8	269.1	2	270.0
68	Carter J. BROWN	CF MOTORSPORT	STCK600	269.8	15	269.8	11	269.1	2	267.1	16	265.8	3	268.3
18	Cesar PARRILLA	FAU55 RACING - FAMILY CASH	STCK600	268.4	3	267.1	2	266.5	11	265.8	5	265.2	6	266.6
53	Charly MALTERRE	ILUSION RACING	STCK600	267.8	2	265.8	4	264.5	16	264.5	5	263.9	14	265.3
69	Sviatoslav PYLYPENKO	ANDOTRANS TEAM TORRENTÓ	SSNG	267.8	8	267.1	2	265.2	11	265.2	3	264.5	16	266.0
93	Leungo K. GAOREKWE	I+DENT RACING TEAM	STCK600	263.9	3	263.2	4	262.0	2	261.3	5	260.1	6	262.1



Supersport NG
RFME ESBK 2023
Carrera 2

Fastest Lap Sequence

Elapsed	No Rider	Team	Bike	Class	Time	Kph	Lap
3:35.571	42 Jorge NAVARRO	WRP		SSNG	1:46.106	158.0	2
3:36.019	43 Simon JESPERSEN	YAMAHA TEAM SCANDINAVIA	YAMAHA	SSNG	1:46.071	158.1	2
3:36.716	4 Eric FERNANDEZ	TEAM SPEED RACING		SSNG	1:46.070	158.1	2
5:21.973	43 Simon JESPERSEN	YAMAHA TEAM SCANDINAVIA	YAMAHA	SSNG	1:45.954	158.2	3
5:23.383	70 John MCPHEE	WRP		SSNG	1:45.529	158.9	3



Supersport NG

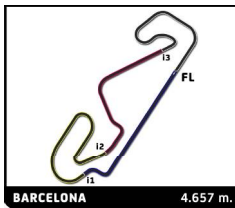
RFME ESBK 2023

Carrera 2

Sector Analysis

— Invalidated Lap ■ Personal Best ■ Session Best B Crossing the pit lane

Lap	Time	Sector 1	Sector 2	Sector 3	Sector 4	T.Sp	Lap	Time	Sector 1	Sector 2	Sector 3	Sector 4	T.Sp	
43	Simon JESPERSEN DNK YAMAHA TEAM SCANDINAVIA YAMAHA							4	Eric FERNANDEZ ESP TEAM SPEED RACING					
1	1:49.948	22.443	33.135	22.038	32.332		1	1:50.646	22.242	33.770	22.082	32.552		
2	1:46.071	18.775	32.962	21.965	32.369	271.1	2	1:46.070	18.723	33.040	21.886	32.421	277.3	
3	1:45.954	18.724	32.930	21.926	32.374	271.1	3	1:46.295	18.775	33.167	21.861	32.492	278.1	
4	1:46.378	18.856	33.060	21.959	32.503	273.9	4	1:46.564	18.836	33.371	21.901	32.456	272.5	
5	1:46.085	18.746	32.966	21.959	32.414	272.5	5	1:45.945	18.607	32.953	21.885	32.500	276.6	
6	1:46.098	18.798	33.011	21.923	32.366	271.8	6	1:46.048	18.657	32.983	21.927	32.481	275.2	
7	1:46.922	18.839	33.326	22.008	32.749	278.1	7	1:46.784	18.759	33.450	21.935	32.640	273.9	
8	1:46.268	18.759	33.116	21.936	32.457	273.9	8	1:46.250	18.647	33.016	21.920	32.667	277.3	
9	1:46.916	18.838	33.658	21.934	32.486	264.5	9	1:46.532	18.715	33.133	22.013	32.671	276.6	
10	1:46.234	18.776	33.081	21.928	32.449	276.6	10	1:46.512	18.760	33.105	22.035	32.612	275.2	
11	1:46.255	18.618	33.074	22.042	32.521	283.1	11	1:46.248	18.692	33.081	22.000	32.475	273.9	
12	1:46.443	18.698	33.164	21.987	32.594	276.6	12	1:46.468	18.679	33.219	21.965	32.605	275.9	
13	1:46.550	18.749	33.249	21.978	32.574	269.8	13	1:46.943	18.683	33.386	22.228	32.646	278.1	
14	1:46.863	18.860	33.287	22.039	32.677	267.1	14	1:46.707	18.673	33.412	21.918	32.704	276.6	
15	1:46.907	18.885	33.259	22.025	32.738	267.1	15	1:46.685	18.619	33.318	21.902	32.846	278.1	
16	1:46.526	18.845	33.075	21.990	32.616	267.1	16	1:46.733	18.760	33.276	21.913	32.784	274.5	
57	Daniel MUÑOZ ESP SP57 RACING TEAM YAMAHA							42	Jorge NAVARRO ESP WRP					
1	1:50.278	22.535	33.361	22.066	32.316		1	1:49.465	22.047	33.285	21.926	32.207		
2	1:46.122	18.847	33.085	21.879	32.311	265.2	2	1:46.106	18.819	32.924	21.989	32.374	265.8	
3	1:46.710	18.897	33.194	22.040	32.579	266.5	3	1:46.132	18.850	32.958	21.933	32.391	267.8	
4	1:46.647	19.121	33.228	21.925	32.373	270.4	4	1:46.256	18.736	33.028	21.919	32.573	267.8	
5	1:45.965	18.730	33.040	21.905	32.290	273.9	5	1:46.125	18.754	32.944	21.928	32.499	267.1	
6	1:46.012	18.749	33.101	21.879	32.283	273.9	6	1:46.222	18.770	33.022	21.895	32.535	267.1	
7	1:46.266	18.831	33.087	21.928	32.420	274.5	7	1:47.038	18.826	33.017	21.946	33.249	267.1	
8	1:46.249	18.761	33.008	22.028	32.452	267.1	8	1:46.213	18.649	32.990	21.964	32.610	270.4	
9	1:46.095	18.778	33.079	21.826	32.412	272.5	9	1:46.413	18.815	33.020	21.938	32.640	266.5	
10	1:46.318	18.873	33.075	21.924	32.446	271.8	10	1:46.203	18.788	33.023	21.849	32.543	267.1	
11	1:46.563	18.963	33.182	22.009	32.409	272.5	11	1:46.536	18.860	33.084	21.931	32.661	267.8	
12	1:46.540	18.876	33.232	22.001	32.431	278.1	12	1:46.776	18.851	33.116	22.031	32.778	267.8	
13	1:47.156	18.901	33.379	22.215	32.661	267.1	13	1:47.355	18.973	33.658	21.957	32.767	265.8	
14	1:46.592	18.869	33.242	21.947	32.534	273.2	14	1:47.096	18.839	33.393	22.043	32.821	271.8	
15	1:46.550	18.822	32.993	21.879	32.856	271.8	15	1:47.119	18.857	33.509	21.918	32.835	274.5	
16	1:46.526	19.082	33.039	21.865	32.540	267.8	16	1:47.529	18.958	33.414	22.040	33.117	275.9	
70	John MCPHEE GBR WRP							99	Luca OTTAVIANI ITA EXTREME RACING SERVICE					
1	1:51.170	23.375	33.252	22.212	32.331		1	1:52.924	23.626	34.181	22.325	32.792		
2	1:46.684	18.849	33.132	22.142	32.561	282.4	2	1:46.951	18.952	33.190	22.219	32.590	277.3	
3	1:45.529	18.664	32.774	21.848	32.243	282.4	3	1:46.427	18.875	33.066	21.986	32.500	276.6	
4	1:45.892	18.717	32.883	21.933	32.359	281.7	4	1:46.844	18.811	33.355	22.151	32.527	276.6	
5	1:45.711	18.681	32.826	21.950	32.254	272.5	5	1:46.075	18.719	33.015	22.002	32.339	269.8	
6	1:45.805	18.622	32.843	21.978	32.362	274.5	6	1:46.211	18.718	33.042	22.073	32.378	271.8	
7	1:46.425	18.686	33.036	21.942	32.761	274.5	7	1:46.403	18.651	33.109	22.030	32.613	273.2	
8	1:46.891	19.193	33.124	22.081	32.493	265.2	8	1:46.891	18.680	33.375	22.125	32.711	275.9	
9	1:46.181	18.637	33.091	21.884	32.569	273.9	9	1:46.927	18.769	33.365	22.116	32.677	276.6	
10	1:46.246	18.753	33.012	22.022	32.459	272.5	10	1:47.420	19.236	33.360	22.102	32.722	270.4	
11	1:46.472	18.773	33.143	21.953	32.603	272.5	11	1:47.675	18.877	33.657	22.139	33.002	269.8	
12	1:47.105	18.963	33.551	22.064	32.527	271.8	12	1:47.559	18.947	33.595	22.214	32.803	269.1	
13	1:46.924	18.726	33.413	22.164	32.621	278.8	13	1:47.312	18.949	33.331	22.165	32.867	266.5	
14	1:46.397	18.547	33.087	22.099	32.664	275.9	14	1:47.664	19.042	33.477	22.167	32.978	265.2	
15	1:46.890	18.747	33.436	21.950	32.757	273.2	15	1:47.819	18.923	33.622	22.241	33.033	265.8	
16	1:46.782	18.725	33.256	22.077	32.724	278.1	16	1:47.963	19.015	33.476	22.303	33.169	265.8	



Supersport NG

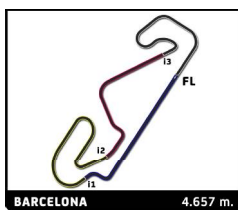
RFME ESBK 2023

Carrera 2

Sector Analysis

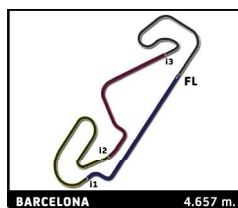
— Invalidated Lap ■ Personal Best ■ Session Best B Crossing the pit lane

Lap	Time	Sector 1	Sector 2	Sector 3	Sector 4	T.Spd	Lap	Time	Sector 1	Sector 2	Sector 3	Sector 4	T.Spd		
67	Carlos VALLE						ESP	21	Demis MIHAILA						ITA
GV RACING							MOTOXRACINGTEAM							YAMAHA	
1	1:50.850	22.777	33.398	22.101	32.574		1	1:52.708	23.521	34.097	22.313	32.777			
2	1:46.949	18.807	33.355	22.011	32.776	280.9	2	1:47.059	18.967	33.251	22.186	32.655	278.8		
3	1:47.180	19.290	33.269	22.022	32.599	281.7	3	1:47.278	19.135	33.321	22.200	32.622	273.9		
4	1:46.621	18.751	33.347	21.926	32.597	280.2	4	1:46.989	18.772	33.402	22.137	32.678	275.2		
5	1:46.761	18.717	33.300	22.056	32.688	280.9	5	1:47.056	18.941	33.336	22.124	32.655	275.9		
6	1:46.601	18.632	33.294	22.046	32.629	281.7	6	1:47.076	18.728	33.369	22.263	32.716	273.9		
7	1:46.635	18.650	33.334	22.048	32.603	280.2	7	1:47.182	18.907	33.378	22.167	32.730	271.8		
8	1:47.031	18.734	33.418	22.046	32.833	272.5	8	1:47.734	18.860	33.595	22.352	32.927	275.2		
9	1:47.403	18.753	33.865	22.019	32.766	280.9	9	1:47.922	19.239	33.575	22.322	32.786	267.8		
10	1:47.533	18.988	33.682	21.979	32.884	280.2	10	1:47.879	19.045	33.519	22.328	32.987	268.4		
11	1:47.480	18.782	33.646	22.084	32.968	280.9	11	1:47.965	18.941	33.702	22.310	33.012	268.4		
12	1:47.966	18.867	33.725	22.264	33.110	277.3	12	1:48.272	19.028	33.640	22.519	33.085	269.1		
13	1:47.545	19.092	33.491	22.097	32.865	277.3	13	1:48.136	19.087	33.731	22.288	33.030	268.4		
14	1:47.597	18.777	33.679	22.029	33.112	278.1	14	1:48.168	19.013	33.792	22.342	33.021	267.8		
15	1:47.627	18.774	33.674	22.055	33.124	278.8	15	1:48.206	19.044	33.702	22.330	33.130	267.8		
16	1:48.648	18.910	33.852	22.247	33.639	278.8	16	1:48.432	19.004	33.832	22.394	33.202	269.1		
77	Piotr BIESIEKIRSKI						POL	54	Jesus RIOS						ESP
ALTHEA RACING							MRE TALENT								
1	1:51.018	22.878	33.375	22.245	32.520		1	1:52.401	23.621	33.877	22.229	32.674			
2	1:46.641	18.805	33.059	22.154	32.623	281.7	2	1:47.931	19.155	33.691	22.335	32.750	273.9		
3	1:46.606	19.009	33.006	21.954	32.637	274.5	3	1:47.608	19.074	33.415	22.336	32.783	275.2		
4	1:46.618	18.809	33.059	22.133	32.617	275.2	4	1:47.538	19.171	33.467	22.204	32.696	270.4		
5	1:46.670	18.807	33.125	22.120	32.618	274.5	5	1:47.530	18.977	33.575	22.305	32.673	273.2		
6	1:46.809	18.846	33.119	22.125	32.719	273.2	6	1:47.677	18.972	33.440	22.342	32.923	271.8		
7	1:46.972	18.842	33.224	22.106	32.800	271.8	7	1:48.018	19.125	33.539	22.402	32.952	268.4		
8	1:47.041	18.774	33.225	22.200	32.842	272.5	8	1:48.701	19.245	33.974	22.471	33.011	266.5		
9	1:47.162	18.823	33.321	22.176	32.842	271.1	9	1:47.973	19.099	33.550	22.387	32.937	269.8		
10	1:47.444	18.860	33.450	22.120	33.014	269.8	10	1:47.803	19.164	33.482	22.293	32.864	268.4		
11	1:47.686	18.839	33.569	22.225	33.053	271.8	11	1:47.949	19.067	33.435	22.410	33.037	269.8		
12	1:48.331	18.913	33.871	22.328	33.219	272.5	12	1:47.726	19.091	33.465	22.328	32.842	267.1		
13	1:48.483	19.216	33.680	22.300	33.287	272.5	13	1:47.783	19.106	33.454	22.311	32.912	269.8		
14	1:48.905	19.034	34.030	22.397	33.444	273.2	14	1:48.153	19.049	33.558	22.442	33.104	267.8		
15	1:49.442	18.994	34.207	22.414	33.827	271.8	15	1:47.626	19.009	33.500	22.252	32.865	270.4		
16	1:50.349	19.285	34.345	22.499	34.220	270.4	16	1:47.762	18.985	33.517	22.223	33.037	269.1		
25	Andy VERDOIA						FRA	96	Jose L. ARMARIO						ESP
ARCO YAMAHA MOTOR UNIVERSITY							SUPERHUGO 44 TEAM							YAMAHA	
1	1:51.721	23.175	33.836	22.231	32.479		1	1:54.457	23.811	34.408	22.783	33.455			
2	1:47.249	19.652	33.094	21.994	32.509	279.5	2	1:48.252	19.548	33.413	22.374	32.917	271.8		
3	1:46.350	18.636	33.239	21.990	32.485	283.9	3	1:47.803	19.295	33.446	22.327	32.735	266.5		
4	1:46.548	18.702	33.347	21.958	32.541	280.9	4	1:47.072	19.186	33.240	22.154	32.492	264.5		
5	1:46.551	18.749	33.255	22.067	32.480	280.2	5	1:47.211	19.155	33.238	22.200	32.618	265.2		
6	1:46.709	18.778	33.378	22.041	32.512	277.3	6	1:47.037	19.205	33.180	22.119	32.533	265.8		
7	1:47.080	18.772	33.545	22.112	32.651	280.9	7	1:47.900	19.105	33.414	22.325	33.056	265.8		
8	1:47.016	18.713	33.428	22.152	32.723	278.8	8	1:48.177	19.050	33.526	22.357	33.244	272.5		
9	1:47.319	18.727	33.602	22.223	32.767	275.2	9	1:47.869	19.082	33.569	22.272	32.946	270.4		
10	1:47.339	18.774	33.677	22.144	32.744	277.3	10	1:47.539	19.106	33.526	22.281	32.626	273.9		
11	1:47.620	18.833	33.675	22.224	32.888	280.2	11	1:47.896	19.179	33.415	22.337	32.965	273.2		
12	1:48.227	18.827	33.989	22.411	33.000	278.1	12	1:47.779	19.162	33.599	22.259	32.759	265.2		
13	1:48.291	19.006	33.793	22.327	33.165	275.9	13	1:47.700	19.125	33.576	22.229	32.770	270.4		
14	1:48.818	18.924	34.128	22.436	33.330	274.5	14	1:48.215	19.210	33.568	22.392	33.045	265.2		
15	1:49.471	18.961	34.408	22.659	33.443	275.2	15	1:47.606	19.090	33.421	22.321	32.774	273.2		
16	1:50.231	19.228	34.653	22.765	33.585	272.5	16	1:47.718	19.021	33.345	22.239	33.113	272.5		



Supersport NG
RFME ESBK 2023
Carrera 2
Sector Analysis

Lap	Time	Sector 1	Sector 2	Sector 3	Sector 4	T.Spd	Lap	Time	Sector 1	Sector 2	Sector 3	Sector 4	T.Spd
52 Guillem ERILL ESP DEZA-BOX 77 RACING TEAM KAWASAKI							17 Ruben ROMERO ESP ILUSION RACING						
1	1:53.835	23.860	34.219	22.463	33.293		1	1:54.711	24.328	34.549	22.778	33.056	
2	1:47.288	19.045	33.396	22.241	32.606	269.8	2	1:48.277	19.488	33.693	22.353	32.743	278.1
3	1:47.288	18.987	33.429	22.233	32.639	273.2	3	1:48.200	19.285	33.763	22.362	32.790	273.9
4	1:47.554	18.920	33.540	22.328	32.766	272.5	4	1:47.631	18.927	33.667	22.156	32.881	271.8
5	1:47.482	19.023	33.438	22.349	32.672	268.4	5	1:47.833	18.952	33.539	22.423	32.919	269.1
6	1:47.705	18.967	33.579	22.355	32.804	271.1	6	1:48.413	19.166	33.918	22.399	32.930	267.8
7	1:47.991	18.974	33.834	22.393	32.790	274.5	7	1:48.344	19.396	33.774	22.377	32.797	267.1
8	1:47.890	19.058	33.556	22.405	32.871	269.1	8	1:48.265	19.021	34.015	22.345	32.884	270.4
9	1:47.957	19.227	33.579	22.375	32.776	263.9	9	1:47.895	19.211	33.756	22.203	32.725	266.5
10	1:47.845	19.153	33.593	22.360	32.739	263.9	10	1:48.312	19.257	33.654	22.389	33.012	265.8
11	1:47.721	19.152	33.487	22.381	32.701	264.5	11	1:47.771	19.113	33.526	22.332	32.800	266.5
12	1:47.856	19.145	33.519	22.455	32.737	265.2	12	1:47.932	19.094	33.678	22.262	32.898	267.8
13	1:47.960	19.163	33.521	22.401	32.875	264.5	13	1:47.935	19.129	33.636	22.282	32.888	266.5
14	1:48.030	19.106	33.555	22.486	32.883	264.5	14	1:48.141	19.110	33.759	22.424	32.848	265.8
15	1:47.831	19.081	33.541	22.372	32.837	264.5	15	1:48.310	19.113	33.736	22.470	32.991	267.1
16	1:48.099	19.428	33.627	22.165	32.879	265.2	16	1:48.162	19.019	33.906	22.393	32.844	267.1
55 Alessandro SCIARRETTA ITA ZPM RACING TEAM							34 Harry KHOURI AUS ANDOTRANS TEAM TORRENTÓ YAMAHA						
1	1:53.382	23.707	34.382	22.301	32.992		1	1:54.237	24.057	34.462	22.684	33.034	
2	1:47.351	18.893	33.332	22.242	32.884	276.6	2	1:48.129	19.229	33.583	22.383	32.934	269.8
3	1:47.467	18.887	33.473	22.162	32.945	278.8	3	1:48.434	19.269	33.706	22.410	33.049	268.4
4	1:47.029	18.757	33.363	22.090	32.819	280.2	4	1:47.951	19.189	33.532	22.287	32.943	271.1
5	1:47.671	18.962	33.495	22.208	33.006	272.5	5	1:48.389	19.342	33.688	22.443	32.916	269.1
6	1:48.122	19.206	33.593	22.249	33.074	270.4	6	1:48.522	19.131	33.892	22.496	33.003	275.2
7	1:48.654	18.983	34.067	22.526	33.078	276.6	7	1:48.222	19.115	33.689	22.454	32.964	270.4
8	1:48.171	18.988	33.492	22.377	33.314	275.2	8	1:48.223	19.219	33.630	22.429	32.945	271.1
9	1:47.855	18.894	33.559	22.440	32.962	275.9	9	1:48.638	19.206	33.882	22.401	33.149	267.8
10	1:48.158	19.043	33.771	22.424	32.920	277.3	10	1:48.143	19.111	33.561	22.475	32.996	267.8
11	1:48.067	18.993	33.715	22.154	33.205	274.5	11	1:48.319	19.231	33.721	22.339	33.028	268.4
12	1:47.658	18.908	33.423	22.293	33.034	275.9	12	1:48.276	19.148	33.608	22.411	33.109	269.8
13	1:47.627	18.931	33.408	22.225	33.063	273.9	13	1:47.950	19.188	33.567	22.243	32.952	267.8
14	1:47.903	18.993	33.433	22.379	33.098	278.1	14	1:48.276	19.216	33.689	22.431	32.940	266.5
15	1:48.038	19.065	33.502	22.306	33.165	277.3	15	1:48.661	19.359	33.767	22.227	33.308	265.8
16	1:48.515	19.063	33.788	22.096	33.568	274.5	16	1:48.457	19.257	33.745	22.418	33.037	266.5
78 Marco GARCIA ESP EASYRACE TEAM							63 Niccolo ANTONELLI ITA ALTHEA RACING						
1	1:54.654	24.176	34.463	22.710	33.305		1	2:13.407	41.886	34.939	22.969	33.613	
2	1:48.278	19.427	33.550	22.457	32.844	278.1	2	1:47.777	19.080	33.643	22.150	32.904	269.8
3	1:48.209	19.194	33.741	22.373	32.901	275.9	3	1:47.882	19.389	33.451	22.149	32.893	264.5
4	1:47.928	19.229	33.610	22.368	32.721	269.8	4	1:47.167	18.858	33.423	22.059	32.827	270.4
5	1:47.892	19.329	33.581	22.266	32.716	275.2	5	1:46.844	18.769	33.335	22.014	32.726	273.2
6	1:48.281	19.456	33.546	22.491	32.788	271.8	6	1:47.052	18.709	33.354	22.056	32.933	277.3
7	1:48.031	19.098	33.529	22.517	32.887	273.2	7	1:47.421	18.872	33.540	22.119	32.890	278.1
8	1:48.198	19.318	33.476	22.385	33.019	265.8	8	1:47.455	18.814	33.363	22.398	32.880	271.8
9	1:47.975	19.267	33.549	22.246	32.913	263.9	9	1:47.973	18.937	33.743	22.285	33.008	273.9
10	1:48.615	19.210	33.458	22.763	33.184	264.5	10	1:47.706	18.834	33.417	22.104	33.351	271.1
11	1:47.966	19.314	33.555	22.305	32.792	269.8	11	1:47.122	18.764	33.385	21.993	32.980	271.8
12	1:47.794	19.142	33.528	22.368	32.756	269.8	12	1:47.427	18.736	33.492	22.171	33.028	272.5
13	1:47.930	19.137	33.658	22.337	32.798	269.1	13	1:47.711	18.737	33.826	22.158	32.990	273.2
14	1:48.060	19.178	33.737	22.400	32.745	270.4	14	1:48.351	19.011	33.691	22.263	33.386	274.5
15	1:48.243	19.242	33.732	22.464	32.805	270.4	15	1:48.840	19.087	34.023	22.410	33.320	275.2
16	1:48.046	19.162	33.613	22.309	32.962	265.8	16	1:48.603	19.224	33.715	22.369	33.295	273.2



Supersport NG

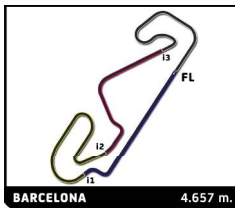
RFME ESBK 2023

Carrera 2

Sector Analysis

— Invalidated Lap ■ Personal Best ■ Session Best B Crossing the pit lane

Lap	Time	Sector 1	Sector 2	Sector 3	Sector 4	T.Spd	Lap	Time	Sector 1	Sector 2	Sector 3	Sector 4	T.Spd		
3	Filip REHACEK						CZE	68	Carter J. BROWN						GBR
NEW2 PROJECT							CF MOTORSPORT								
YAMAHA							YAMAHA								
1	1:55.624	24.754	34.528	23.067	33.275		1	1:56.411	25.028	35.064	22.751	33.568			
2	1:48.429	19.071	33.860	22.531	32.967	277.3	2	1:49.081	19.442	33.688	22.724	33.227	269.1		
3	1:48.556	19.091	33.758	22.451	33.256	283.1	3	1:49.689	19.441	34.569	22.460	33.219	265.8		
4	1:48.390	18.951	33.827	22.475	33.137	273.9	4	1:48.690	19.233	33.887	22.489	33.081	263.2		
5	1:48.388	18.874	33.816	22.494	33.204	273.2	5	1:48.897	19.407	33.878	22.505	33.107	261.3		
6	1:48.565	19.037	33.807	22.504	33.217	270.4	6	1:48.814	19.344	33.879	22.547	33.044	261.3		
7	1:48.757	19.209	33.856	22.516	33.176	270.4	7	1:48.553	19.339	33.754	22.439	33.021	260.7		
8	1:48.529	19.142	33.811	22.389	33.187	278.1	8	1:49.031	19.327	33.844	22.790	33.070	261.3		
9	1:49.029	19.213	33.934	22.498	33.384	268.4	9	1:48.251	19.336	33.667	22.288	32.960	260.7		
10	1:49.026	19.131	33.905	22.525	33.465	269.8	10	1:48.864	19.094	34.059	22.459	33.252	265.2		
11	1:49.149	19.241	33.878	22.591	33.439	269.8	11	1:48.345	19.202	33.723	22.339	33.081	269.8		
12	1:49.259	19.326	34.101	22.509	33.323	269.1	12	1:48.527	19.237	33.630	22.383	33.277	264.5		
13	1:49.240	19.143	34.088	22.564	33.445	271.8	13	1:48.705	19.471	33.796	22.491	32.947	263.9		
14	1:49.751	19.220	34.211	22.678	33.642	267.8	14	1:49.352	19.220	33.907	22.584	33.641	264.5		
15	1:49.319	19.390	34.010	22.341	33.578	268.4	15	1:49.364	19.402	34.089	22.411	33.462	269.8		
16	1:48.832	19.034	33.895	22.472	33.431	269.1	16	1:49.382	19.121	34.071	22.584	33.606	267.1		
7	Manuel ROCCA						ITA	47	Tibor Erik VARGA						HUN
ZIMI MOTOR CORSE							MDR COMPETICION								
YAMAHA							YAMAHA								
1	1:56.208	24.722	34.668	22.840	33.978		1	1:55.473	24.456	34.528	22.973	33.516			
2	1:49.125	19.201	33.847	22.740	33.337	269.8	2	1:49.088	19.356	33.897	22.547	33.288	269.1		
3	1:48.304	19.216	33.576	22.450	33.062	267.1	3	1:48.669	19.155	33.815	22.428	33.271	270.4		
4	1:48.552	19.186	33.627	22.490	33.249	268.4	4	1:48.782	19.180	33.724	22.659	33.219	270.4		
5	1:48.557	19.175	33.785	22.410	33.187	271.1	5	1:48.929	19.170	33.860	22.456	33.443	268.4		
6	1:49.119	19.333	34.022	22.489	33.275	263.9	6	1:48.781	19.082	33.869	22.509	33.321	270.4		
7	1:48.850	19.175	33.890	22.566	33.219	269.8	7	1:49.219	19.235	34.230	22.574	33.180	267.1		
8	1:48.935	19.316	33.838	22.474	33.307	264.5	8	1:49.262	19.353	34.061	22.473	33.375	269.8		
9	1:48.725	19.244	33.804	22.517	33.160	262.6	9	1:48.945	19.264	33.989	22.460	33.232	267.8		
10	1:48.861	19.162	33.808	22.622	33.269	263.9	10	1:49.030	19.162	33.962	22.605	33.301	267.1		
11	1:49.020	19.411	33.835	22.490	33.284	263.9	11	1:49.492	19.507	33.998	22.557	33.430	267.8		
12	1:48.739	19.155	33.717	22.642	33.225	265.2	12	1:49.529	19.374	34.053	22.602	33.500	266.5		
13	1:48.572	19.261	33.706	22.439	33.166	262.6	13	1:49.727	19.254	34.090	22.716	33.667	268.4		
14	1:49.209	19.115	34.047	22.636	33.411	266.5	14	1:50.363	19.363	34.406	22.797	33.797	263.9		
15	1:49.103	19.069	33.960	22.598	33.476	265.8	15	1:50.330	19.477	34.342	22.751	33.760	263.9		
16	1:49.291	19.545	33.974	22.476	33.296	264.5	16	1:50.558	19.512	34.353	22.762	33.931	262.6		
19	Joan DIAZ						ESP	18	Cesar PARRILLA						ESP
I+DENT RACING TEAM							FAU55 RACING - FAMILY CASH								
YAMAHA							YAMAHA								
1	1:55.529	24.533	34.450	22.551	33.995		1	1:55.902	24.884	34.727	22.934	33.357			
2	1:48.313	19.068	33.661	22.321	33.263	273.9	2	1:49.887	19.290	33.955	23.182	33.460	267.1		
3	1:49.050	19.138	33.542	22.686	33.684	275.2	3	1:49.299	19.564	33.912	22.555	33.268	268.4		
4	1:48.471	19.007	33.698	22.445	33.321	276.6	4	1:49.383	19.553	33.963	22.569	33.298	263.9		
5	1:48.254	18.931	33.704	22.380	33.239	275.9	5	1:49.208	19.486	33.923	22.513	33.286	265.8		
6	1:48.476	19.015	33.853	22.425	33.183	278.1	6	1:48.952	19.255	33.889	22.540	33.268	265.2		
7	1:48.352	18.820	33.705	22.445	33.382	274.5	7	1:49.216	19.403	33.839	22.533	33.441	263.9		
8	1:48.737	19.028	33.858	22.511	33.340	269.8	8	1:49.857	19.404	34.034	22.838	33.581	263.9		
9	1:49.317	19.462	34.062	22.344	33.449	266.5	9	1:49.396	19.421	33.970	22.625	33.380	262.6		
10	1:48.904	19.031	34.062	22.474	33.337	275.9	10	1:49.603	19.370	33.912	22.605	33.716	261.3		
11	1:49.147	19.241	33.878	22.662	33.366	268.4	11	1:49.426	19.258	33.867	22.619	33.682	266.5		
12	1:48.984	18.949	34.109	22.446	33.480	271.8	12	1:49.838	19.461	34.045	22.750	33.582	262.6		
13	1:49.638	19.510	34.040	22.592	33.496	265.2	13	1:49.678	19.387	34.025	22.618	33.648	262.0		
14	1:49.908	19.149	34.163	22.756	33.840	271.8	14	1:49.695	19.413	33.959	22.737	33.586	261.3		
15	1:49.323	19.192	34.080	22.457	33.594	277.3	15	1:49.743	19.390	34.063	22.674	33.616	261.3		
16	1:49.343	19.149	34.256	22.376	33.562	277.3	16	1:50.329	19.553	34.238	22.768	33.770	262.0		



Supersport NG

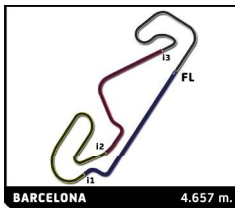
RFME ESBK 2023

Carrera 2

Sector Analysis

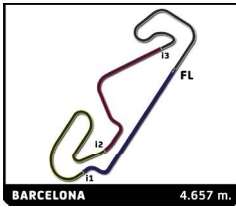
— Invalidated Lap ■ Personal Best ■ Session Best B Crossing the pit lane

Lap	Time	Sector 1	Sector 2	Sector 3	Sector 4	T.Sp	Lap	Time	Sector 1	Sector 2	Sector 3	Sector 4	T.Sp
8	Abdulla N. AL-QUBAISI					QAT	9	Javier DEL OLMO					ESP
	ANDOTRANS TEAM TORRENTÓ					YAMAHA		KAWASAKI PALMETO PL RACING					KAWASAKI
1	1:58.349	25.478	35.221	23.090	34.560		1	1:56.776	25.200	35.016	22.976	33.584	
2	1:49.127	19.088	34.028	22.824	33.187	265.2	2	1:49.998	19.617	34.174	22.693	33.514	274.5
3	1:49.946	19.930	34.256	22.614	33.146	261.3	3	1:49.827	19.643	33.902	22.827	33.455	269.1
4	1:49.168	19.397	34.112	22.605	33.054	264.5	4	1:49.525	19.532	34.009	22.779	33.205	267.1
5	1:49.065	19.352	33.930	22.621	33.162	267.8	5	1:49.257	19.487	33.828	22.666	33.276	264.5
6	1:49.072	19.431	33.902	22.454	33.285	266.5	6	1:49.225	19.390	33.762	22.876	33.197	267.1
7	1:50.178	19.331	34.379	22.738	33.730	273.2	7	1:50.042	19.544	34.186	22.862	33.450	269.1
8	1:49.291	19.287	33.923	22.680	33.401	267.1	8	1:50.104	19.604	34.284	22.771	33.445	260.1
9	1:49.665	19.629	34.153	22.526	33.357	260.7	9	1:50.088	19.398	34.289	22.873	33.528	265.2
10	1:49.214	19.429	33.834	22.595	33.356	262.6	10	1:50.471	19.658	34.271	22.899	33.643	262.0
11	1:50.825	19.641	34.484	23.107	33.593	260.7	11	1:50.173	19.654	34.209	22.750	33.560	262.6
12	1:49.614	19.530	34.181	22.735	33.168	264.5	12	1:50.274	19.588	34.299	22.911	33.476	263.2
13	1:49.800	19.552	34.198	22.645	33.405	265.2	13	1:51.071	19.746	34.521	22.963	33.841	262.0
14	1:50.215	19.581	34.163	22.993	33.478	261.3	14	1:51.380	19.538	34.468	23.325	34.049	259.5
15	1:50.224	19.693	34.294	22.874	33.363	262.6	15	1:50.865	19.619	34.489	22.993	33.764	261.3
16	1:49.876	19.568	34.065	22.644	33.599	258.2	16	1:51.397	19.819	34.440	23.095	34.043	260.1
81	Joan SANTOS					ESP	53	Charly MALTERRE					FRA
	YAMAHA GV STRATOS					YAMAHA		ILUSION RACING					YAMAHA
1	1:56.570	24.559	35.275	22.930	33.806		1	1:57.514	25.072	35.480	23.061	33.901	
2	1:49.422	19.523	33.938	22.724	33.237	271.8	2	1:49.932	19.430	34.076	22.767	33.659	267.8
3	1:49.767	19.626	34.070	22.614	33.457	270.4	3	1:50.516	19.749	34.244	22.876	33.647	260.1
4	1:49.508	19.522	34.057	22.639	33.290	265.8	4	1:49.806	19.439	34.081	22.727	33.559	265.8
5	1:49.419	19.331	34.003	22.717	33.368	266.5	5	1:50.034	19.290	34.197	22.960	33.587	264.5
6	1:49.739	19.342	34.147	22.793	33.457	270.4	6	1:50.611	19.424	34.255	23.106	33.826	263.9
7	1:50.382	19.899	34.327	22.878	33.278	260.7	7	1:50.876	19.602	34.537	23.045	33.692	262.0
8	1:50.109	19.710	34.214	22.888	33.297	265.2	8	1:51.009	19.462	34.695	23.053	33.799	262.6
9	1:49.741	19.395	34.256	22.785	33.305	270.4	9	1:50.375	19.468	34.244	22.922	33.741	263.2
10	1:48.927	19.204	33.990	22.502	33.231	262.6	10	1:50.481	19.494	34.320	23.031	33.636	263.2
11	1:50.140	19.258	34.458	22.912	33.512	264.5	11	1:50.474	19.478	34.263	23.048	33.685	262.6
12	1:49.445	19.258	34.195	22.648	33.344	262.6	12	1:50.348	19.345	34.178	23.116	33.709	262.6
13	1:50.018	19.477	34.233	22.675	33.633	262.0	13	1:50.633	19.472	34.392	23.007	33.762	262.6
14	1:50.170	19.357	34.352	22.902	33.559	261.3	14	1:49.778	19.337	34.132	22.766	33.543	263.9
15	1:50.340	19.475	34.456	22.868	33.541	262.0	15	1:50.637	19.354	34.492	22.976	33.815	262.6
16	1:50.129	19.700	34.264	22.689	33.476	260.7	16	1:50.112	19.296	34.245	22.869	33.702	264.5
69	Sviatoslav PYLYPENKO					UKR	26	Francisco J. RUIZ					ESP
	ANDOTRANS TEAM TORRENTÓ					YAMAHA		MDR COMPETICION					YAMAHA
1	1:58.380	25.829	35.545	22.915	34.091		1	1:56.873	25.394	35.120	22.924	33.435	
2	1:51.073	20.325	34.349	22.866	33.533	267.1	2	1:49.389	19.381	34.015	22.798	33.195	273.2
3	1:50.106	19.580	34.155	22.770	33.601	265.2	3	1:49.547	19.561	34.170	22.660	33.156	270.4
4	1:49.932	19.574	34.171	22.729	33.458	263.9	4	1:49.171	19.231	33.970	22.692	33.278	268.4
5	1:50.151	19.584	34.249	22.854	33.464	264.5	5	1:49.565	19.163	34.222	22.760	33.420	268.4
6	1:49.979	19.562	34.241	22.711	33.465	264.5	6	1:49.818	19.313	34.160	22.808	33.537	269.1
7	1:50.049	19.712	34.139	22.724	33.474	264.5	7	1:51.295	20.226	34.460	22.883	33.726	260.7
8	1:49.614	19.375	34.158	22.682	33.399	267.8	8	1:50.707	19.291	34.322	23.148	33.946	267.8
9	1:49.666	19.503	34.100	22.694	33.369	262.6	9	1:50.487	19.342	34.365	22.963	33.817	265.2
10	1:49.448	19.340	34.144	22.536	33.428	264.5	10	1:50.868	19.587	34.315	23.040	33.926	264.5
11	1:49.769	19.388	34.091	22.796	33.494	265.2	11	1:50.998	19.392	34.460	23.094	34.052	263.9
12	1:49.480	19.331	34.131	22.666	33.352	263.9	12	1:50.928	19.564	34.430	22.993	33.941	266.5
13	1:49.234	19.340	33.862	22.524	33.508	264.5	13	1:51.014	19.506	34.450	23.022	34.036	263.9
14	1:49.296	19.341	33.964	22.658	33.333	262.6	14	1:51.280	19.405	34.721	23.183	33.971	263.9
15	1:48.948	19.320	33.863	22.590	33.175	262.0	15	1:50.983	19.382	34.599	23.057	33.945	263.2
16	1:48.794	19.224	33.815	22.541	33.214	264.5	16	1:50.759	19.508	34.560	22.864	33.827	262.0



Supersport NG
RFME ESBK 2023
Carrera 2
Sector Analysis

— Invalidated Lap							■ Personal Best	■ Session Best	B Crossing the pit lane				
Lap	Time	Sector 1	Sector 2	Sector 3	Sector 4	T.Spd	Lap	Time	Sector 1	Sector 2	Sector 3	Sector 4	T.Spd
27	Benedetto RASA						ITA						
	YAMAHA GV STRATOS						YAMAHA						
1	1:58.830	26.183	35.464	23.315	33.868		1	1:51.694	23.162	33.648	22.266	32.618	
2	1:51.726	19.924	34.877	23.441	33.484	271.1	2	1:46.837	18.955	33.216	22.113	32.553	273.9
3	1:50.195	19.392	34.174	23.063	33.566	269.8	3	1:47.505	18.617	34.141	22.184	32.563	276.6
4	1:50.519	19.551	34.106	22.961	33.901	263.9	4	1:47.538	18.820	33.715	22.380	32.623	275.2
5	1:51.441	19.716	34.099	23.343	34.283	262.6	5	1:46.703	18.785	33.234	22.158	32.526	277.3
6	1:51.858	19.614	34.948	23.305	33.991	264.5	6	1:47.200	18.807	33.451	22.174	32.768	273.9
7	1:52.224	19.737	35.152	23.317	34.018	260.1	7	1:47.468	18.898	33.524	22.259	32.787	271.8
8	1:51.880	19.776	34.653	23.189	34.262	260.1	8	2:50.249 B	18.911	33.656	29.236	1:28.446	271.1
9	1:51.637	19.621	34.648	23.237	34.131	260.1	9	8:42.340	7:11.614	34.486	22.833	33.407	165.7
10	1:51.846	19.967	34.534	23.272	34.073	255.2	10	1:48.337	19.059	33.826	22.446	33.006	267.8
11	1:52.028	19.715	34.976	23.296	34.041	257.0	11	2:00.954 B	18.979	33.734	24.349	43.892	269.1
12	1:52.584	19.750	34.829	23.561	34.444	257.6							
13	1:52.187	19.872	34.498	23.483	34.334	257.6							
14	1:52.227	19.814	34.843	23.333	34.237	257.6							
15	1:52.105	19.907	34.728	23.329	34.141	257.6							
16	1:51.732	19.690	34.534	23.239	34.269	260.1							
73	Alessio GUARNIERI						ITA						
	FIFTY MOTORSPORT						YAMAHA						
1	1:58.688	25.744	35.806	23.119	34.019		1	1:58.688	25.744	35.806	23.119	34.019	
2	1:51.306	19.922	34.715	23.050	33.619	273.2	2	1:51.306	19.922	34.715	23.050	33.619	273.2
3	1:50.292	19.653	34.195	22.741	33.703	265.8	3	1:50.292	19.653	34.195	22.741	33.703	265.8
37	Mauro GONZALEZ						ESP						
	TEAM SPEED RACING												
1	1:52.099	23.413	33.786	22.192	32.708		1	1:52.099	23.413	33.786	22.192	32.708	
2	1:46.796	18.933	33.068	21.994	32.801	282.4	2	1:46.796	18.933	33.068	21.994	32.801	282.4
93	Leungo K. GAOREKWE						ZAF						
	I+DENT RACING TEAM												
1	1:58.280	25.563	35.298	23.160	34.259								
2	1:52.088	20.757	34.726	22.975	33.630	262.0							
3	1:50.691	19.896	34.290	22.821	33.684	263.9							
4	1:50.596	19.718	34.127	22.706	34.045	263.2							
5	1:50.922	19.588	34.294	23.143	33.897	261.3							
6	2:05.424	19.813	46.774	24.349	34.488	260.1							
7	1:51.714	19.925	34.546	23.107	34.136	252.3							
8	1:51.876	19.926	34.526	23.110	34.314	252.8							
9	1:51.219	19.909	34.416	22.886	34.008	251.1							
10	1:51.231	19.827	34.570	22.854	33.980	252.3							
11	1:51.178	19.796	34.557	22.878	33.947	253.4							
12	1:51.646	19.698	34.466	22.882	34.600	253.4							
13	1:55.240	20.023	35.235	25.640	34.342	256.4							
14	1:52.034	19.849	34.607	23.417	34.161	253.4							
15	1:51.873	19.938	34.957	22.950	34.028	252.3							
16	1:51.973	19.781	34.815	23.121	34.256	254.0							
16	Alvaro FUERTES						ESP						
	FUERTES TEAM						YAMAHA						
1	1:54.538	24.143	34.245	22.932	33.218								
2	1:48.143	19.084	33.651	22.446	32.962	275.2							
3	2:29.085	19.210	33.843	22.547	1:13.485	267.8							
4	1:50.123	19.890	34.081	22.789	33.363	260.7							
5	1:49.377	19.423	34.007	22.677	33.270	261.3							
6	1:49.286	19.451	34.063	22.585	33.187	260.7							
7	1:49.138	19.328	33.903	22.605	33.302	260.1							
8	1:49.407	19.359	33.999	22.692	33.357	260.1							
9	1:49.362	19.465	34.022	22.558	33.317	260.1							
10	1:49.261	19.410	33.928	22.656	33.267	261.3							
11	1:49.215	19.346	33.874	22.697	33.298	263.2							
12	1:49.204	19.497	33.898	22.592	33.217	263.9							
13	2:10.841 B	20.111	37.320	26.065	47.345	249.4							
83	Juan RODRIGUEZ						ESP						
	I+DENT RACING TEAM												

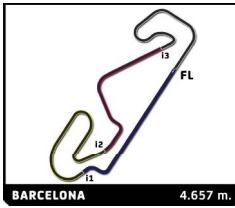


Supersport NG
RFME ESBK 2023
Carrera 2

Analysis by lap

Lapped

No	Lap Time	Gap	No	Lap Time	Gap	No	Lap Time	Gap	No	Lap Time	Gap	No	Lap Time	Gap
Lap 1														
42	1:49.465	0.000	96	1:48.252	7.138				57	1:46.266	0.784			
43	1:49.948	0.483	78	1:48.278	7.361				4	1:46.784	1.136			
57	1:50.278	0.813	17	1:48.277	7.417				77	1:46.972	4.118			
4	1:50.646	1.181	19	1:48.313	8.271				67	1:46.635	4.381			
67	1:50.850	1.385	3	1:48.429	8.482				99	1:46.403	4.619			
77	1:51.018	1.553	47	1:49.088	8.990				25	1:47.080	4.992			
70	1:51.170	1.705	7	1:49.125	9.762				83	1:47.468	7.729			
83	1:51.694	2.229	68	1:49.081	9.921				21	1:47.182	8.132			
25	1:51.721	2.256	18	1:49.887	10.218				54	1:48.018	11.487			
37	1:52.099	2.634	81	1:49.422	10.421				52	1:47.991	11.927			
54	1:52.401	2.936	26	1:49.389	10.691				55	1:48.654	12.460			
21	1:52.708	3.243	9	1:49.998	11.203				96	1:47.900	12.516			
99	1:52.924	3.459	53	1:49.932	11.875				78	1:48.031	16.057			
55	1:53.382	3.917	8	1:49.127	11.905				17	1:48.344	16.193			
52	1:53.835	4.370	69	1:51.073	13.882				34	1:48.222	16.668			
34	1:54.237	4.772	73	1:51.306	14.423				19	1:48.352	19.229			
96	1:54.457	4.992	93	1:52.088	14.797				3	1:48.757	19.493			
16	1:54.538	5.073	27	1:51.726	14.985				7	1:48.850	21.499			
78	1:54.654	5.189	63	1:47.777	25.613				47	1:49.219	21.725			
17	1:54.711	5.246	Lap 3			78	1:47.928	11.110	70	1:45.805	0.485	68	1:48.553	22.919
47	1:55.473	6.008	42	1:46.132		3	1:48.390	13.040	4	1:46.048	1.262	18	1:49.216	24.631
19	1:55.529	6.064	43	1:45.954	0.270	19	1:48.471	13.404	57	1:46.012	1.428	9	1:50.042	27.434
3	1:55.624	6.159	4	1:46.295	1.308	47	1:48.782	14.053	77	1:46.809	4.056	81	1:50.382	27.591
18	1:55.902	6.437	57	1:46.710	1.407	7	1:48.552	14.230	67	1:46.601	4.656	8	1:50.178	27.689
7	1:56.208	6.743	70	1:45.529	1.680	68	1:48.690	15.912	25	1:46.709	4.822	26	1:51.295	28.442
68	1:56.411	6.946	77	1:46.606	2.562	18	1:49.383	16.512	99	1:46.211	5.126	63	1:47.421	30.334
81	1:56.570	7.105	67	1:47.180	3.276	26	1:49.171	17.021	83	1:47.200	7.171	53	1:50.876	32.073
9	1:56.776	7.311	25	1:46.350	3.617	81	1:49.508	17.308	21	1:47.076	7.860	69	1:50.049	32.454
26	1:56.873	7.408	83	1:47.505	4.333	9	1:49.525	18.167	54	1:47.677	10.379	27	1:52.224	39.577
53	1:57.514	8.049	99	1:46.427	4.599	8	1:49.168	18.631	55	1:48.122	10.716	93	1:51.714	52.499
93	1:58.280	8.815	21	1:47.278	5.342	53	1:49.806	19.809	52	1:47.705	10.846	16	1:49.138	1:02.474
8	1:58.349	8.884	67	1:47.180	3.276	69	1:49.932	21.532	96	1:47.037	11.526	Lap 8		
69	1:58.380	8.915	25	1:46.350	3.617	27	1:50.519	23.311	17	1:48.413	14.759	42	1:46.213	
73	1:58.688	9.223	83	1:47.505	4.333	93	1:50.596	23.696	78	1:48.281	14.936	43	1:46.268	0.167
27	1:58.830	9.365	99	1:46.427	4.599	63	1:47.167	28.274	34	1:48.522	15.356	70	1:46.891	0.550
63	2:13.407	23.942	21	1:47.278	5.342	16	1:50.123	53.930	3	1:48.565	17.646	57	1:46.249	0.692
			34	1:48.434	9.097	Lap 5			19	1:48.476	17.787	4	1:46.250	1.045
			78	1:48.209	9.438	42	1:46.125		47	1:48.781	19.416	77	1:47.041	4.818
			17	1:48.200	9.485	43	1:46.085	0.352	7	1:49.119	19.559	67	1:47.031	5.071
			3	1:48.556	10.906	70	1:45.711	0.902	68	1:48.814	21.276	99	1:46.891	5.169
			19	1:49.050	11.189	4	1:45.945	1.436	18	1:48.952	22.325	25	1:47.016	5.667
			47	1:48.669	11.527	57	1:45.965	1.638	26	1:49.818	24.057	21	1:47.734	9.525
			7	1:48.304	11.934	77	1:46.670	3.469	9	1:49.225	24.302	52	1:47.890	13.476
			18	1:49.299	13.385	67	1:46.761	4.277	8	1:49.072	24.421	54	1:48.701	13.847
			68	1:49.689	13.478	25	1:46.551	4.335	53	1:50.611	28.107	55	1:48.171	14.290
			81	1:49.767	14.056	99	1:46.075	5.137	69	1:49.979	29.315	96	1:48.177	14.352
			26	1:49.547	14.106	83	1:46.703	6.193	63	1:47.052	29.823	78	1:48.198	17.914
			9	1:49.827	14.898	21	1:47.056	7.006	27	1:51.858	34.263	17	1:48.265	18.117
			8	1:49.946	15.719	55	1:47.671	8.816	93	2:05.424	47.695	34	1:48.223	18.550
			53	1:50.516	16.259	54	1:47.530	8.924	16	1:49.286	1:00.246	19	1:48.737	21.625
			69	1:50.106	17.856	52	1:47.482	9.363	Lap 7			3	1:48.529	21.681
			73	1:50.292	18.583	96	1:47.211	10.711	70	1:46.425		7	1:48.935	24.093
			27	1:50.195	19.048	17	1:47.833	12.568	42	1:47.038	0.128	47	1:49.262	24.646
			93	1:50.691	19.356	78	1:47.892	12.877	68	1:49.031	25.609	67	1:49.031	25.609
			63	1:47.882	27.363	34	1:48.389	13.056	18	1:49.857	28.147	18	1:49.857	28.147
			16	2:29.085	50.063	3	1:48.388	15.303	8	1:49.291	30.639	8	1:49.291	30.639

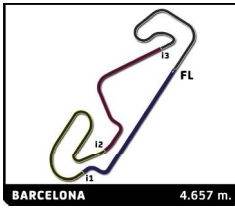


Supersport NG
RFME ESBK 2023
Carrera 2

Analysis by lap

Lapped

No	Lap Time	Gap	No	Lap Time	Gap	No	Lap Time	Gap	No	Lap Time	Gap	No	Lap Time	Gap																																																																																																																																																																																																																																																																																																																																																																																																																																																																																																																																																																																																																																																						
9	1:50.104	31.197	21	1:47.879	12.710	93	1:51.178	1:12.510	3	1:49.240	34.819	70	1:46.890	0.430	81	1:50.109	31.359	52	1:47.845	16.662	16	1:49.215	1:14.226	19	1:49.638	35.050	4	1:46.685	0.805	63	1:47.455	31.448	54	1:47.803	17.007	7	1:48.572	35.445	42	1:47.119	1.163	26	1:50.707	32.808	96	1:47.539	17.144	68	1:48.705	35.736	99	1:47.819	11.210	69	1:49.614	35.727	55	1:48.158	17.687	63	1:47.711	36.822	67	1:47.627	11.887	53	1:51.009	36.741	17	1:48.312	21.708	47	1:49.727	38.804	77	1:49.442	15.936	27	1:51.880	45.116	78	1:48.615	21.888	18	1:49.678	43.523	25	1:49.471	16.417	93	1:51.876	58.034	34	1:48.143	22.715	81	1:50.018	47.065	21	1:48.206	19.738	16	1:49.407	1:05.540	3	1:49.026	27.120	8	1:49.800	47.192	52	1:47.831	22.341	83	2:50.249	1:11.637	19	1:48.904	27.230	9	1:51.071	50.709	54	1:47.626	22.525	7	1:48.861	29.063	69	1:49.234	50.759	96	1:47.606	22.621	47	1:49.030	30.005	26	1:51.014	54.538	55	1:48.038	23.261	68	1:48.864	30.108	53	1:50.633	56.487	17	1:48.310	28.078	63	1:47.706	34.511	27	1:52.187	1:12.833	78	1:48.243	28.162	18	1:49.603	34.530	93	1:55.240	1:25.983	34	1:48.661	30.478	8	1:49.214	36.902	16	2:10.841	1:40.858	7	1:49.103	39.987	9	1:50.471	39.140	3	1:49.319	40.119	81	1:48.927	37.411	63	1:48.840	40.243	9	1:50.471	39.140	19	1:49.323	40.511	9	1:50.471	39.140	26	1:50.868	41.547	68	1:49.364	40.682	69	1:49.448	42.225	17	1:47.932	24.099	47	1:49.364	40.682	53	1:50.481	44.981	78	1:47.794	24.336	47	1:49.364	40.682	27	1:51.846	55.983	34	1:48.276	25.998	77	1:48.905	13.401	57	1:46.592	0.528	67	1:47.597	11.167	93	1:51.231	1:07.868	19	1:48.984	32.049	70	1:46.397	0.447	77	1:48.905	13.401	42	1:47.096	0.951	25	1:48.818	13.853	69	1:48.948	55.233	54	1:47.973	15.407	42	1:47.096	0.951	18	1:49.743	49.191	9	1:50.865	59.184	55	1:47.855	15.732	4	1:46.707	1.027	81	1:50.340	53.805	96	1:47.869	15.808	99	1:47.664	10.298	8	1:50.224	53.861	78	1:47.975	19.476	67	1:47.597	11.167	69	1:48.948	55.233	17	1:47.895	19.599	77	1:48.905	13.401	9	1:50.865	59.184	34	1:48.638	20.775	25	1:48.818	13.853	26	1:50.983	1:03.031	53	1:50.637	1:03.132	19	1:49.317	24.529	42	1:47.096	0.951	53	1:50.637	1:03.132	3	1:49.029	24.297	4	1:46.707	1.027	27	1:52.105	1:23.395	19	1:49.317	24.529	54	1:48.153	21.806	93	1:51.873	1:36.120	7	1:48.725	26.405	96	1:48.215	21.922	9	1:51.873	1:36.120	47	1:48.945	27.178	55	1:47.903	22.130	7	1:48.725	26.405	17	1:48.141	26.675	68	1:48.251	27.447	78	1:48.060	26.826	47	1:48.945	27.178	68	1:48.251	27.447	78	1:48.060	26.826	68	1:48.251	27.447	18	1:49.396	31.130	34	1:48.276	28.724	68	1:48.251	27.447	18	1:49.396	31.130	63	1:47.973	33.008	3	1:49.751	37.707	63	1:47.973	33.008	8	1:49.665	33.891	7	1:49.209	37.791	8	1:49.665	33.891	8	1:49.665	33.891	81	1:49.741	34.687	19	1:49.908	38.095	81	1:49.741	34.687	9	1:50.088	34.872	19	1:49.908	38.095	9	1:50.088	34.872	9	1:50.088	34.872	26	1:50.487	36.882	68	1:49.352	38.225	26	1:50.487	36.882	26	1:50.487	36.882	69	1:49.666	38.980	78	1:48.351	38.310	69	1:49.666	38.980	69	1:49.666	38.980	53	1:50.375	40.703	47	1:50.363	42.304	53	1:50.375	40.703	53	1:50.375	40.703	27	1:51.637	50.340	18	1:49.695	46.355	27	1:51.637	50.340	27	1:51.637	50.340	93	1:51.219	1:02.840	81	1:50.170	50.372	93	1:51.219	1:02.840	93	1:51.219	1:02.840	16	1:49.362	1:08.489	8	1:50.215	50.544	16	1:49.362	1:08.489	16	1:49.362	1:08.489	69	1:49.296	53.192	69	1:49.296	53.192	69	1:49.296	53.192	69	1:49.296	53.192	9	1:51.380	55.226	9	1:51.380	55.226	9	1:51.380	55.226	9	1:51.380	55.226	26	1:51.280	58.955	26	1:51.280	58.955	26	1:51.280	58.955	26	1:51.280	58.955	53	1:49.778	59.402	53	1:49.778	59.402	53	1:49.778	59.402	53	1:49.778	59.402	83	1:48.337	4 Laps	83	1:48.337	4 Laps	83	1:48.337	4 Laps	83	1:48.337	4 Laps	27	1:52.227	1:18.197	27	1:52.227	1:18.197	27	1:52.227	1:18.197	27	1:52.227	1:18.197	93	1:52.034	1:31.154	93	1:52.034	1:31.154	93	1:52.034	1:31.154	93	1:52.034	1:31.154	69	1:49.769	45.458	69	1:49.769	45.458	69	1:49.769	45.458	69	1:49.769	45.458	26	1:50.998	46.009	26	1:50.998	46.009	26	1:50.998	46.009	26	1:50.998	46.009	53	1:50.474	48.919	53	1:50.474	48.919	53	1:50.474	48.919	53	1:50.474	48.919	27	1:52.028	1:01.475	27	1:52.028	1:01.475	27	1:52.028	1:01.475	27	1:52.028	1:01.475



Supersport NG

RFME ESBK 2023

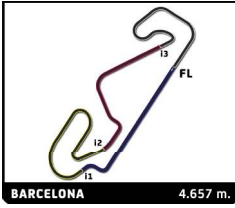
Carrera 2

Analysis by lap

BARCELONA 4.657 m.

Lapped

No	Lap Time	Gap	No	Lap Time	Gap	No	Lap Time	Gap	No	Lap Time	Gap
8	1:49.876	57.211									
81	1:50.129	57.408									
69	1:48.794	57.501									
9	1:51.397	1:04.055									
53	1:50.112	1:06.718									
26	1:50.759	1:07.264									
27	1:51.732	1:28.601									
93	1:51.973	1:41.567									

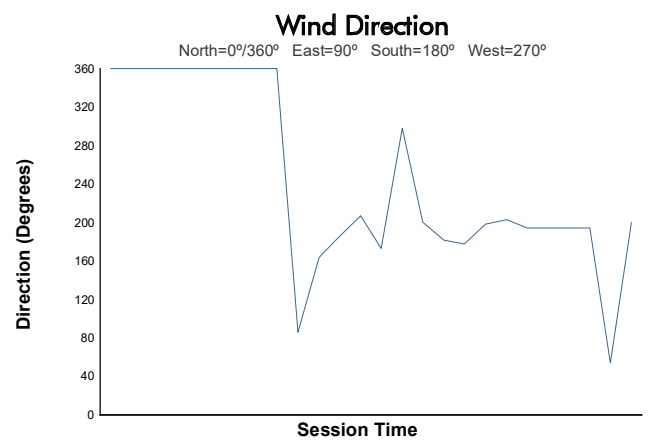
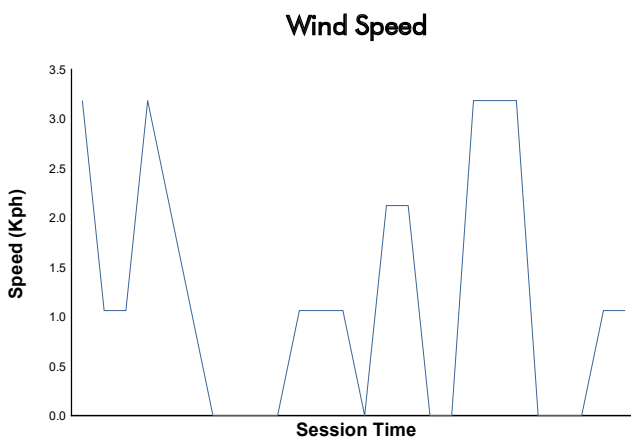
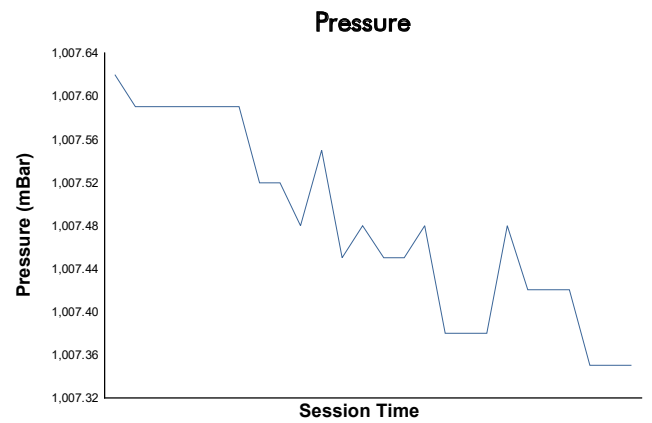
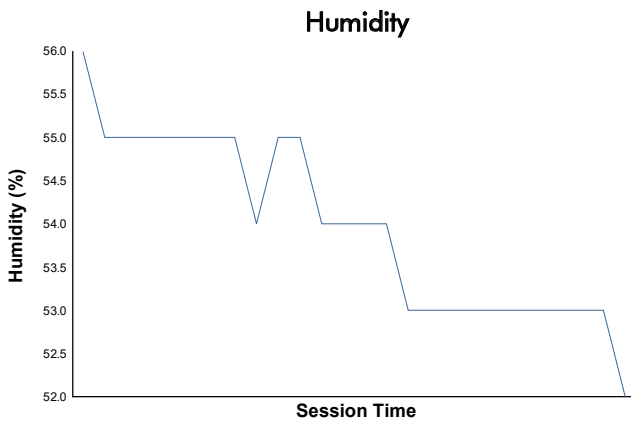
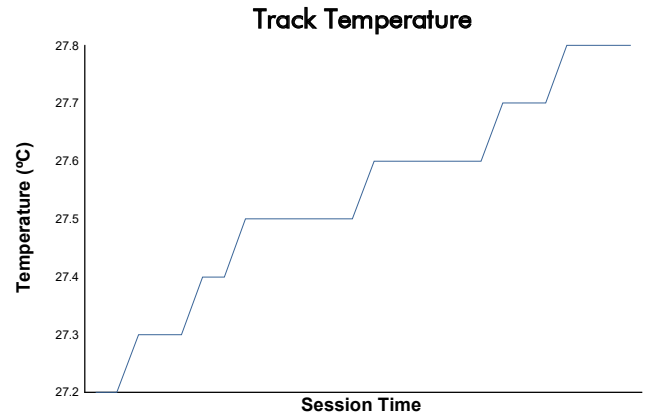
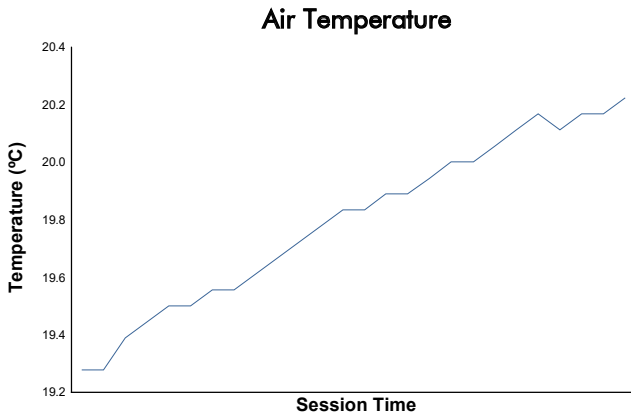


RFME ESBK 2023

Supersport NG

Carrera 2

Weather Report



Track Status: **DRY**