

## SS 300/Cam.Iberoamericano

RFME ESBK 2023

Warm up

### Classification

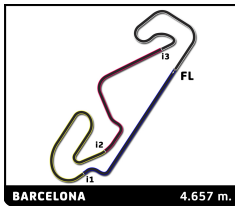
No	Rider	Nat	Team	Bike	Tires	Cl.	Time	Lap	Total	Gap	Kph
1	40 Emanuele CAZZANIGA	ITA	RACE STAR	YAMAHA	Pirelli		1:56.373	4	5	-	144.1
2	39 Enzo VALENTIN	BRA	MS RACING FIM LATINOAMERICA	YAMAHA	Pirelli		1:56.575	4	5	+0.202	143.8
3	33 Gonzalo SANCHEZ	ESP	ARCO MOTOR UNIVERSITY TEAM	YAMAHA	Pirelli		1:56.620	3	3	+0.247	143.8
4	24 Michel AGAZZI	ITA	TEAM RACESTAR	YAMAHA	Pirelli		1:56.934	4	5	+0.561	143.4
5	84 Julio GARCIA	ESP	CHINA RACING TEAM	KOVE	Pirelli		1:57.041	4	5	+0.668	143.2
6	79 Tomas GONÇALVES	PRT	QUARESMA RACING TEAM	KAWASAKI	Pirelli	K	1:57.071	4	5	+0.698	143.2
7	47 Antonio TORRES	ESP	DEZA - BOX 77 RACING TEAM	KAWASAKI	Pirelli	K	1:57.471	4	5	+1.098	142.7
8	61 Uriel HIDALGO	ESP	DEZA BOXX 77	KAWASAKI	Pirelli	K	1:57.559	4	5	+1.186	142.6
9	14 Kevin FONTAINHA	BRA	MS RACING FIM LATINOAMERICA	YAMAHA	Pirelli		1:57.578	2	5	+1.205	142.6
10	76 Gonçalo DIAS	PRT	VRC TEAM	KAWASAKI	Pirelli	K	1:57.677	3	3	+1.304	142.5
11	55 Unai CALATAYUD	ESP	ARCO MOTOR UNIVERSITY TEAM	YAMAHA	Pirelli		1:57.783	4	5	+1.410	142.3
12	26 Daniel OCETE	ESP	I+DENT JUNIOR RACING TEAM	YAMAHA	Pirelli		1:57.858	3	5	+1.485	142.2
13	41 Ioannis PERISTERAS	GRC	ARCO MOTOR UNIVERSITY TEAM	YAMAHA	Pirelli		1:57.890	2	4	+1.517	142.2
14	22 Marc GARCIA	ESP	CHINA RACING TEAM	KOVE	Pirelli		1:57.951	4	5	+1.578	142.1
15	35 Varis FLEMING	AUS	MOTAP RACING TEAM	KAWASAKI	Pirelli	K	1:58.050	3	4	+1.677	142.0
16	21 Rafael DA SILVA	BRA	KAWASAKI PL RACING JUNIOR TEAM	KAWASAKI	Pirelli	K	1:58.439	4	5	+2.066	141.6
17	62 Blai TRIAS	ESP	ILUSION RACING	KAWASAKI	Pirelli	K	1:58.509	3	4	+2.136	141.5
18	71 Ivan BOLAÑO	ESP	DEZA - BOX 77 RACING TEAM	KAWASAKI	Pirelli	K	1:58.557	2	5	+2.184	141.4
19	18 Ivan MUÑOZ	ESP	DEZA - BOX 77 RACING TEAM	KAWASAKI	Pirelli	K	1:58.976	2	5	+2.603	140.9
20	2 Natalia RIVERA	ESP	I+DENT JUNIOR RACING TEAM	YAMAHA	Pirelli		1:59.073	4	5	+2.700	140.8
21	23 Jordi RAPOSEIRAS	AND	ALMA RACING	KAWASAKI	Pirelli	K	1:59.176	4	5	+2.803	140.7
22	43 Juan F. RISUEÑO	ESP	RISUEÑO RACING	KAWASAKI	Pirelli	K	1:59.189	2	5	+2.816	140.7
23	73 Ryunosuke NAKAMURA	JPN	MDR COMPETICIÓN	YAMAHA	Pirelli		1:59.226	4	5	+2.853	140.6
24	7 Guerau SIMO	ESP	I+DENT JUNIOR RACING TEAM	YAMAHA	Pirelli		1:59.485	3	3	+3.112	140.3
25	32 Rodrigo VALENTE				Pirelli		1:59.570	4	4	+3.197	140.2
26	72 Guillermo FERNANDES	BRA	MS RACING FIM LATINOAMERICA	YAMAHA	Pirelli		1:59.655	3	5	+3.282	140.1
27	88 Tomas MARIN	COL	DEZA-BOX 77 RACING TEAM	KAWASAKI	Pirelli	K	1:59.719	4	5	+3.346	140.0
28	83 Astrid H. MADRIGAL	MEX	MOTAP RACING TEAM	KAWASAKI	Pirelli	K	2:00.050	3	5	+3.677	139.7
29	48 Martim A. EUGENIO	PRT	TEAM MOTOCLUBE LOULÉ	KAWASAKI	Pirelli	K	2:00.439	4	5	+4.066	139.2
30	9 Isis CARREÑO	CHL	TEAM GP3 AD11 BY FIMLA	KAWASAKI	Pirelli	K	2:00.952	2	5	+4.579	138.6
31	15 Sara VARON	COL	MOTAP RACING TEAM	KAWASAKI	Pirelli	K	2:01.067	4	5	+4.694	138.5
32	92 Joel AZNAR	ESP	ILUSION TEAM	KAWASAKI	Pirelli	K	2:01.600	3	5	+5.227	137.9
33	54 Micke E. MELTVEIT	NOR		KTM	Pirelli		2:02.529	4	4	+6.156	136.8
34	13 Joao H. PETRAZZO	BRA	TEAM GP3 AD11 BY FIMLA	KAWASAKI	Pirelli	K	2:02.749	2	4	+6.376	136.6
35	11 Delbosc DJEFFERSON	FRA		KAWASAKI	Pirelli	K					
36	80 Cameron RENDE	AUS	MOTAP RACING TEAM	KAWASAKI	Pirelli	K					

**Fastest Lap:** Lap 4 Emanuele CAZZANIGA 1:56.373 144.1 Kph

Published at: .....

Track Status: **DRY**

<p><b>Race Director:</b> Rafa Vilarrúbias</p>	<p><b>Timekeeper:</b> Yaiza Bonet</p>
---------------------------------------------------	-------------------------------------------



## SS 300/Cam.Iberoamericano

RFME ESBK 2023

Warm up

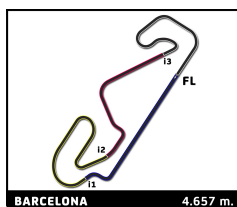
### Classification by Class

No Rider	Nat	Team	Bike	Time	Lap Total	Gap	Kph	
<b>K</b>								
1	79	<b>Tomas GONÇALVES</b>	PRT	QUARESMA RACING TEAM	KAWASAKI	<b>1:57.071</b>	4 5	<b>143.2</b>
2	47	<b>Antonio TORRES</b>	ESP	DEZA - BOX 77 RACING TEAM	KAWASAKI	<b>1:57.471</b>	4 5	+0.400 +0.400 <b>142.7</b>
3	61	<b>Uriel HIDALGO</b>	ESP	DEZA BOX 77	KAWASAKI	<b>1:57.559</b>	4 5	+0.488 +0.088 <b>142.6</b>
4	76	<b>Gonçalo DIAS</b>	PRT	VRC TEAM	KAWASAKI	<b>1:57.677</b>	3 3	+0.606 +0.118 <b>142.5</b>
5	35	<b>Varis FLEMING</b>	AUS	MOTAP RACING TEAM	KAWASAKI	<b>1:58.050</b>	3 4	+0.979 +0.373 <b>142.0</b>
6	21	<b>Rafael DA SILVA</b>	BRA	KAWASAKI PL RACING JUNIOR TEAM	KAWASAKI	<b>1:58.439</b>	4 5	+1.368 +0.389 <b>141.6</b>
7	62	<b>Blai TRIAS</b>	ESP	ILUSION RACING	KAWASAKI	<b>1:58.509</b>	3 4	+1.438 +0.070 <b>141.5</b>
8	71	<b>Ivan BOLAÑO</b>	ESP	DEZA- BOX 77 RACING TEAM	KAWASAKI	<b>1:58.557</b>	2 5	+1.486 +0.048 <b>141.4</b>
9	18	<b>Ivan MUÑOZ</b>	ESP	DEZA - BOX 77 RACING TEAM	KAWASAKI	<b>1:58.976</b>	2 5	+1.905 +0.419 <b>140.9</b>
10	23	<b>Jordi RAPOSEIRAS</b>	AND	ALMA RACING	KAWASAKI	<b>1:59.176</b>	4 5	+2.105 +0.200 <b>140.7</b>
11	43	<b>Juan F. RISUEÑO</b>	ESP	RISUEÑO RACING	KAWASAKI	<b>1:59.189</b>	2 5	+2.118 +0.013 <b>140.7</b>
12	88	<b>Tomas MARIN</b>	COL	DEZA-BOX 77 RACING TEAM	KAWASAKI	<b>1:59.719</b>	4 5	+2.648 +0.530 <b>140.0</b>
13	83	<b>Astrid H. MADRIGAL</b>	MEX	MOTAP RACING TEAM	KAWASAKI	<b>2:00.050</b>	3 5	+2.979 +0.331 <b>139.7</b>
14	48	<b>Martim A. EUGENIO</b>	PRT	TEAM MOTOCLUBE LOULÉ	KAWASAKI	<b>2:00.439</b>	4 5	+3.368 +0.389 <b>139.2</b>
15	9	<b>Isis CARREÑO</b>	CHL	TEAM GP3 AD11 BY FIMLA	KAWASAKI	<b>2:00.952</b>	2 5	+3.881 +0.513 <b>138.6</b>
16	15	<b>Sara VARON</b>	COL	MOTAP RACING TEAM	KAWASAKI	<b>2:01.067</b>	4 5	+3.996 +0.115 <b>138.5</b>
17	92	<b>Joel AZNAR</b>	ESP	ILUSION TEAM	KAWASAKI	<b>2:01.600</b>	3 5	+4.529 +0.533 <b>137.9</b>
18	13	<b>Joao H. PETRAZZO</b>	BRA	TEAM GP3 AD11 BY FIMLA	KAWASAKI	<b>2:02.749</b>	2 4	+5.678 +1.149 <b>136.6</b>
19	11	<b>Delbosc D'JEFFERSON</b>	FRA		KAWASAKI			
20	80	<b>Cameron RENDE</b>	AUS	MOTAP RACING TEAM	KAWASAKI			

Published at: .....

Track Status: **DRY**

<p><b>Race Director:</b> Rafa Vilarrúbias</p>	<p><b>Timekeeper:</b> Yaiza Bonet</p>
---------------------------------------------------	-------------------------------------------



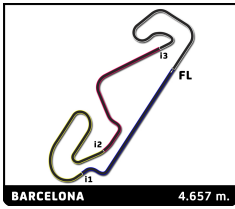
## SS 300/Cam.Iberoamericano

RFME ESBK 2023

Warm up

Best Sector Times

Sector 1			Sector 2			Sector 3			Sector 4			Pos	No	Ideal Lap	Best Lap	
Pos	No	Rider	Time	No	Rider	Time	No	Rider	Time	No	Rider					Time
1	33	G.SANCHEZ	21.442	40	E.CAZZANIGA	35.446	61	U.HIDALGO	24.418	47	A.TORRES	34.264	1	33	1:55.850	1:56.620 (3)
2	84	J.GARCIA	21.734	24	M.AGAZZI	35.511	33	G.SANCHEZ	24.481	40	E.CAZZANIGA	34.288	2	40	1:56.312	1:56.373 (1)
3	39	E.VALENTIN	21.788	33	G.SANCHEZ	35.575	14	K.FONTAINHA	24.489	33	G.SANCHEZ	34.352	3	39	1:56.575	1:56.575 (2)
4	40	E.CAZZANIGA	21.881	47	A.TORRES	35.682	39	E.VALENTIN	24.496	79	T.GONÇALVES	34.452	4	84	1:56.640	1:57.041 (5)
5	71	I.BOLAÑO	21.964	26	D.OCETE	35.682	84	J.GARCIA	24.601	84	J.GARCIA	34.522	5	79	1:56.904	1:57.071 (6)
6	26	D.OCETE	21.977	41	I.PERISTERAS	35.690	79	T.GONÇALVES	24.639	24	M.AGAZZI	34.539	6	24	1:56.934	1:56.934 (4)
7	14	K.FONTAINHA	21.999	39	E.VALENTIN	35.690	55	U.CALATAYUD	24.670	39	E.VALENTIN	34.601	7	61	1:57.044	1:57.559 (8)
8	62	B.TRIAS	22.020	55	U.CALATAYUD	35.722	40	E.CAZZANIGA	24.697	41	I.PERISTERAS	34.649	8	55	1:57.169	1:57.783 (11)
9	79	T.GONÇALVES	22.062	76	G.DIAS	35.727	76	G.DIAS	24.706	55	U.CALATAYUD	34.680	9	14	1:57.284	1:57.578 (9)
10	18	I.MUÑOZ	22.095	79	T.GONÇALVES	35.751	24	M.AGAZZI	24.733	61	U.HIDALGO	34.712	10	47	1:57.314	1:57.471 (7)
11	55	U.CALATAYUD	22.097	84	J.GARCIA	35.783	73	R.NAKAMURA	24.783	73	R.NAKAMURA	34.758	11	26	1:57.425	1:57.858 (12)
12	61	U.HIDALGO	22.121	14	K.FONTAINHA	35.788	71	I.BOLAÑO	24.809	76	G.DIAS	34.785	12	41	1:57.433	1:57.890 (13)
13	41	I.PERISTERAS	22.149	22	M.GARCIA	35.790	22	M.GARCIA	24.857	22	M.GARCIA	34.819	13	76	1:57.578	1:57.677 (10)
14	24	M.AGAZZI	22.151	61	U.HIDALGO	35.793	43	J.RISUEÑO	24.871	26	D.OCETE	34.881	14	22	1:57.810	1:57.951 (14)
15	32	R.VALENTE	22.152	35	V.FLEMING	36.063	26	D.OCETE	24.885	21	R.DA SILVA	34.883	15	71	1:58.043	1:58.557 (18)
16	73	R.NAKAMURA	22.176	18	I.MUÑOZ	36.170	35	V.FLEMING	24.893	35	V.FLEMING	34.901	16	35	1:58.050	1:58.050 (15)
17	2	N.RIVERA	22.192	62	B.TRIAS	36.214	47	A.TORRES	24.917	71	I.BOLAÑO	34.989	17	73	1:58.056	1:59.226 (23)
18	35	V.FLEMING	22.193	21	R.DA SILVA	36.224	41	I.PERISTERAS	24.945	14	K.FONTAINHA	35.008	18	62	1:58.248	1:58.509 (17)
19	72	G.FERNANDES	22.259	43	J.RISUEÑO	36.244	62	B.TRIAS	24.954	62	B.TRIAS	35.060	19	18	1:58.427	1:58.976 (19)
20	21	R.DA SILVA	22.326	71	I.BOLAÑO	36.281	7	G.SIMO	24.966	83	A.MADRIGAL	35.085	20	21	1:58.439	1:58.439 (16)
21	22	M.GARCIA	22.344	88	T.MARIN	36.284	18	I.MUÑOZ	24.975	2	N.RIVERA	35.096	21	2	1:58.758	1:59.073 (20)
22	76	G.DIAS	22.360	72	G.FERNANDES	36.336	21	R.DA SILVA	25.006	7	G.SIMO	35.110	22	43	1:58.831	1:59.189 (22)
23	43	J.RISUEÑO	22.363	73	R.NAKAMURA	36.339	2	N.RIVERA	25.041	23	J.RAPOSEIRAS	35.162	23	7	1:59.014	1:59.485 (24)
24	23	J.RAPOSEIRAS	22.365	7	G.SIMO	36.385	23	J.RAPOSEIRAS	25.186	18	I.MUÑOZ	35.187	24	23	1:59.106	1:59.176 (21)
25	47	A.TORRES	22.451	23	J.RAPOSEIRAS	36.393	32	R.VALENTE	25.272	88	T.MARIN	35.280	25	32	1:59.231	1:59.570 (25)
26	9	I.CARREÑO	22.452	2	N.RIVERA	36.429	83	A.MADRIGAL	25.289	72	G.FERNANDES	35.301	26	72	1:59.306	1:59.655 (26)
27	15	S.VARON	22.503	32	R.VALENTE	36.505	15	S.VARON	25.294	32	R.VALENTE	35.302	27	88	1:59.604	1:59.719 (27)
28	88	T.MARIN	22.511	83	A.MADRIGAL	36.719	9	I.CARREÑO	25.317	43	J.RISUEÑO	35.353	28	83	1:59.746	2:00.050 (28)
29	7	G.SIMO	22.553	92	J.AZNAR	36.951	48	M.EUGENIO	25.398	48	M.EUGENIO	35.431	29	48	2:00.439	2:00.439 (29)
30	48	M.EUGENIO	22.653	48	M.EUGENIO	36.957	72	G.FERNANDES	25.410	9	I.CARREÑO	35.849	30	9	2:00.709	2:00.952 (30)
31	83	A.MADRIGAL	22.653	15	S.VARON	37.024	88	T.MARIN	25.529	15	S.VARON	36.064	31	15	2:00.885	2:01.067 (31)
32	92	J.AZNAR	22.666	9	I.CARREÑO	37.091	54	M.MELTVEIT	25.700	54	M.MELTVEIT	36.126	32	92	2:01.578	2:01.600 (32)
33	13	J.PETRAZZO	23.086	13	J.PETRAZZO	37.295	92	J.AZNAR	25.783	92	J.AZNAR	36.178	33	54	2:02.261	2:02.529 (33)
34	54	M.MELTVEIT	23.095	54	M.MELTVEIT	37.340	13	J.PETRAZZO	25.977	13	J.PETRAZZO	36.218	34	13	2:02.576	2:02.749 (34)



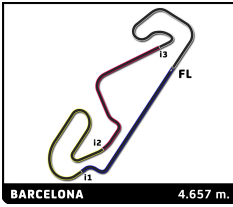
## SS 300/Cam.Iberoamericano

RFME ESBK 2023

Warm up

Best Top Speed

No Rider	Team	Class	Top 1		Top 2		Top 3		Top 4		Top 5		Avg
			Kph	Lap	Kph	Lap	Kph	Lap	Kph	Lap	Kph	Lap	
62 Blai TRIAS	ILUSION RACING	K	213.6	2	204.0	3	202.5	4	150.6	1			192.7
41 Ioannis PERISTERAS	ARCO MOTOR UNIVERSITY TEAM		213.2	3	209.5	4	208.3	2	148.5	1			194.9
23 Jordi RAPOSEIRAS	ALMA RACING	K	212.8	3	209.5	5	208.3	2	204.4	4	142.9	1	195.6
18 Ivan MUÑOZ	DEZA - BOX 77 RACING TEAM	K	211.5	4	207.5	3	206.7	5	204.4	2	143.4	1	194.7
84 Julio GARCIA	CHINA RACING TEAM		210.7	2	207.9	4	198.8	3	198.4	5	130.2	1	189.2
35 Varis FLEMING	MOTAP RACING TEAM	K	210.3	3	203.2	4	194.8	2	137.8	1			186.5
79 Tomas GONÇALVES	QUARESMA RACING TEAM	K	210.3	2	208.3	4	203.2	5	200.2	3	142.1	1	192.8
39 Enzo VALENTIN	MS RACING FIM LATINOAMERICA		209.9	2	208.7	4	208.3	5	207.1	3	152.1	1	197.2
7 Guerau SIMO	I+DENT JUNIOR RACING TEAM		209.5	3	199.1	2	142.9	1					183.8
21 Rafael DA SILVA	KAWASAKI PL RACING JUNIOR TEAM	K	209.5	5	207.9	4	205.9	3	203.6	2	141.9	1	193.8
14 Juan FONTAINHA	MS RACING FIM LATINOAMERICA		209.1	2	208.3	4	204.7	5	203.2	3	144.2	1	193.9
43 Juan F. RISUEÑO	RISUEÑO RACING	K	209.1	4	207.1	3	202.1	2	200.6	5	129.9	1	189.8
2 Natalia RIVERA	I+DENT JUNIOR RACING TEAM		208.7	3	205.9	2	205.5	5	203.6	4	146.5	1	194.0
71 Ivan BOLAÑO	DEZA- BOX 77 RACING TEAM	K	208.7	2	205.1	4	204.7	3	201.3	5	149.3	1	193.8
26 Daniel OCETE	I+DENT JUNIOR RACING TEAM		208.3	3	208.3	5	205.9	4	196.2	2	143.4	1	192.4
40 Emanuele CAZZANIGA	RACE STAR		208.3	2	206.7	3	204.4	4	202.5	5	143.2	1	193.0
72 Guillermo FERNANDES	MS RACING FIM LATINOAMERICA		207.5	3	203.2	4	202.8	5	202.1	2	139.7	1	191.1
55 Unai CALATAYUD	ARCO MOTOR UNIVERSITY TEAM		207.1	5	205.5	2	198.4	4	197.3	3	152.7	1	192.2
73 Ryunosuke NAKAMURA	MDR COMPETICIÓN		207.1	2	206.3	3	205.1	5	204.0	4	145.3	1	193.6
15 Sara VARON	MOTAP RACING TEAM	K	205.5	5	204.0	2	204.0	4	198.0	3	121.9	1	186.7
48 Martim A. EUGENIO	TEAM MOTOCLUBE LOULÉ	K	205.5	3	205.5	5	204.0	4	197.0	2	119.2	1	186.2
61 Uriel HIDALGO	DEZA BOX 77	K	205.5	5	201.7	4	201.3	2	197.0	3	127.5	1	186.6
83 Astrid H. MADRIGAL	MOTAP RACING TEAM	K	205.5	3	205.5	4	201.0	2	197.0	5	115.4	1	184.9
9 Isis CARREÑO	TEAM GP3 AD11 BY FIMLA	K	205.1	2	199.9	3	198.0	4	196.6	5	145.3	1	189.0
32 Rodrigo VALENTE			204.4	4	202.5	2	201.0	3	139.2	1			186.8
33 Gonzalo SANCHEZ	ARCO MOTOR UNIVERSITY TEAM		204.0	3	202.5	2	150.8	1					185.8
76 Gonçalo DIAS	VRC TEAM	K	204.0	2	201.3	3	141.9	1					182.4
24 Michel AGAZZI	TEAM RACESTAR		203.6	5	201.7	2	201.0	4	200.2	3	154.7	1	192.2
88 Tomas MARIN	DEZA-BOX 77 RACING TEAM	K	202.1	3	202.1	4	198.0	5	197.7	2	141.7	1	188.3
92 Joel AZNAR	ILUSION TEAM	K	201.7	3	199.1	4	196.2	2	167.5	5	140.3	1	181.0
54 Micke E. MELTVEIT			200.2	3	198.8	2	196.2	4	125.1	1			180.1
22 Marc GARCIA	CHINA RACING TEAM		199.1	2	199.1	3	199.1	4	180.6	5	151.0	1	185.8
13 Joao H. PETRAZZO	TEAM GP3 AD11 BY FIMLA	K	197.7	3	197.0	2	149.1	1	139.2	4			170.8
47 Antonio TORRES	DEZA - BOX 77 RACING TEAM	K	195.2	2	193.1	5	192.4	3	192.1	4	147.9	1	184.1
11 Delbosc D'JEFFERSON		K											
80 Cameron RENDE	MOTAP RACING TEAM	K											



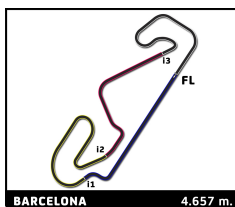
## SS 300/Cam.Iberoamericano

RFME ESBK 2023

Warm up

Fastest Lap Sequence

Elapsed	No Rider	Team	Bike	Class	Time	Kph	Lap
4:42.597	47 Antonio TORRES	DEZA - BOX 77 RACING TEAM	KAWASAKI	K	<b>1:57.977</b>	142.1	2
4:48.684	84 Julio GARCIA	CHINA RACING TEAM	KOVE		<b>1:57.321</b>	142.9	2
4:54.563	33 Gonzalo SANCHEZ	ARCO MOTOR UNIVERSITY TEAM	YAMAHA		<b>1:57.190</b>	143.1	2
6:42.774	40 Emanuele CAZZANIGA	RACE STAR	YAMAHA		<b>1:56.443</b>	144.0	3
8:39.147	40 Emanuele CAZZANIGA	RACE STAR	YAMAHA		<b>1:56.373</b>	144.1	4



## SS 300/Cam.Iberoamericano

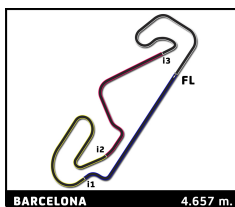
RFME ESBK 2023

Warm up

### Sector Analysis

___ Invalidated Lap							■ Personal Best							■ Session Best							B Crossing the pit lane																					
Lap	Time	Sector 1	Sector 2	Sector 3	Sector 4	T.Spd	Lap	Time	Sector 1	Sector 2	Sector 3	Sector 4	T.Spd	Lap	Time	Sector 1	Sector 2	Sector 3	Sector 4	T.Spd	Lap	Time	Sector 1	Sector 2	Sector 3	Sector 4	T.Spd															
<b>2</b>	<b>Natalia RIVERA</b>						ESP	1	2:48.919	1:09.388	37.666	26.442	35.423	141.9	2	<b>2:00.075</b>	22.502	36.460	25.253	35.860	203.6	3	<b>1:58.738</b>	22.371	36.345	25.123	34.899	205.9	4	<b>1:58.439</b>	<b>22.326</b>	<b>36.224</b>	<b>25.006</b>	<b>34.883</b>	207.9	5	2:25.088B	22.399	39.066	30.580	53.043	209.5
	I+DENT JUNIOR RACING TEAM						YAMAHA																																			
1	2:46.899	1:03.560	39.877	27.278	36.184	146.5																																				
2	2:00.298	22.622	36.794	25.554	35.328	205.9																																				
3	1:59.657	22.468	36.632	25.397	35.160	208.7																																				
4	<b>1:59.073</b>	22.507	<b>36.429</b>	<b>25.041</b>	<b>35.096</b>	203.6																																				
5	2:22.227B	<b>22.192</b>	38.003	30.207	51.825	205.5																																				
<b>7</b>	<b>Guerau SIMO</b>						ESP	1	3:21.011	1:43.088	37.241	25.472	35.210	151.0	2	1:58.889	22.474	35.839	24.968	35.608	199.1	3	1:58.210	22.406	35.948	25.037	<b>34.819</b>	199.1	4	<b>1:57.951</b>	<b>22.344</b>	<b>35.790</b>	<b>24.857</b>	34.960	199.1	5	2:28.097B	26.150	39.055	27.842	55.050	180.6
	I+DENT JUNIOR RACING TEAM						YAMAHA																																			
1	2:48.346	1:04.009	39.639	27.908	36.790	142.9																																				
2	2:00.981	22.801	37.092	25.318	35.770	199.1																																				
3	<b>1:59.485</b>	22.635	36.543	25.197	<b>35.110</b>	209.5																																				
<b>9</b>	<b>Isis CARREÑO</b>						CHL	1	2:46.715	1:05.929	38.204	26.551	36.031	142.9	2	2:00.288	22.632	36.768	25.510	35.378	208.3	3	1:59.631	22.521	36.678	<b>25.186</b>	35.246	212.8	4	<b>1:59.176</b>	<b>22.365</b>	<b>36.393</b>	25.256	<b>35.162</b>	204.4	5	2:32.118B	22.519	38.811	38.883	51.905	209.5
	TEAM GP3 AD11 BY FIMLA						KAWASAKI																																			
1	2:58.692	1:17.525	38.745	26.190	36.232	145.3																																				
2	<b>2:00.952</b>	<b>22.452</b>	<b>37.091</b>	<b>25.317</b>	36.092	205.1																																				
3	2:01.330	22.855	37.107	25.519	<b>35.849</b>	199.9																																				
4	2:01.969	22.838	37.373	25.628	36.130	198.0																																				
5	2:28.131B	23.152	42.434	28.913	53.632	196.6																																				
<b>13</b>	<b>Joao H. PETRAZZO</b>						BRA	1	2:45.586	1:05.735	37.945	26.315	35.591	154.7	2	1:58.207	22.381	36.045	24.947	34.834	201.7	3	1:57.582	22.298	35.711	24.896	34.677	200.2	4	<b>1:56.934</b>	<b>22.151</b>	<b>35.511</b>	<b>24.733</b>	<b>34.539</b>	201.0	5	2:18.501B	22.171	36.869	29.946	49.515	203.6
	TEAM GP3 AD11 BY FIMLA						KAWASAKI																																			
1	3:02.534	1:20.379	38.702	26.261	37.192	149.1																																				
2	<b>2:02.749</b>	23.259	<b>37.295</b>	<b>25.977</b>	<b>36.218</b>	197.0																																				
3	2:14.841B	<b>23.086</b>	39.316	26.864	45.575	197.7																																				
4	4:17.413B	2:17.776	40.838	27.903	50.896	139.2																																				
<b>14</b>	<b>Kevin FONTAINHA</b>						BRA	1	2:50.538	1:12.079	36.716	26.322	35.421	143.4	2	1:58.799	22.886	36.145	<b>24.885</b>	34.883	196.2	3	<b>1:57.858</b>	22.193	<b>35.682</b>	25.102	<b>34.881</b>	208.3	4	1:58.545	<b>21.977</b>	36.362	24.946	35.260	205.9	5	2:20.032B	22.158	38.061	28.935	50.878	208.3
	MS RACING FIM LATINOAMERICA						YAMAHA																																			
1	2:51.230	1:03.110	41.933	30.081	36.106	144.2																																				
2	<b>1:57.578</b>	22.055	35.970	<b>24.489</b>	35.064	209.1																																				
3	1:58.255	22.365	<b>35.788</b>	25.094	<b>35.008</b>	203.2																																				
4	2:08.120	<b>21.999</b>	41.194	29.733	35.194	208.3																																				
5	2:28.147B	22.126	39.219	32.093	54.709	204.7																																				
<b>15</b>	<b>Sara VARON</b>						COL	1	2:45.555	1:02.733	38.678	26.011	38.133	139.2	2	2:00.482	22.686	37.058	<b>25.272</b>	35.466	202.5	3	2:00.029	22.760	<b>36.505</b>	25.275	35.489	201.0	4	<b>1:59.570</b>	22.276	36.675	25.317	<b>35.302</b>	204.4							
	MOTAP RACING TEAM						KAWASAKI																																			
1	2:46.646	1:02.551	40.785	26.780	36.530	121.9																																				
2	2:02.137	23.002	37.132	25.882	36.121	204.0																																				
3	2:02.281	23.013	37.201	26.003	<b>36.064</b>	198.0																																				
4	<b>2:01.067</b>	<b>22.503</b>	<b>37.024</b>	<b>25.294</b>	36.246	204.0																																				
5	2:30.704B	22.756	40.862	32.949	54.137	205.5																																				
<b>18</b>	<b>Ivan MUÑOZ</b>						ESP	1	2:57.373	1:20.244	36.898	25.295	34.936	150.8	2	1:57.190	22.341	35.755	24.742	<b>34.352</b>	202.5	3	<b>1:56.620</b>	21.978	<b>35.575</b>	<b>24.481</b>	34.586	204.0														
	DEZA - BOX 77 RACING TEAM						KAWASAKI																																			
1	2:52.130	1:13.382	37.446	25.642	35.660	143.4																																				
2	<b>1:58.976</b>	22.616	<b>36.170</b>	25.003	<b>35.187</b>	204.4																																				
3	1:59.195	22.293	36.228	25.256	35.418	207.5																																				
4	1:59.786	<b>22.095</b>	36.198	<b>24.975</b>	36.518	211.5																																				
5	2:27.200B	22.373	41.602	30.768	52.457	206.7																																				
<b>21</b>	<b>Rafael DA SILVA</b>						BRA	1	2:42.754	58.591	40.019	26.816	37.328	137.8	2	2:01.764	23.783	37.305	25.216	35.460	194.8	3	<b>1:58.050</b>	<b>22.193</b>	<b>36.063</b>	<b>24.893</b>	<b>34.901</b>	210.3														
	KAWASAKI PL RACING JUNIOR TEAM						KAWASAKI																																			
1	2:42.754	58.591	40.019	26.816	37.328	137.8																																				
2	2:01.764	23.783	37.305	25.216	35.460	194.8																																				
3	<b>1:58.050</b>	<b>22.193</b>	<b>36.063</b>	<b>24.893</b>	<b>34.901</b>	210.3																																				





**SS 300/Cam.Iberoamericano**

RFME ESBK 2023

Warm up

Sector Analysis

— Invalidated Lap    ■ Personal Best    ■ Session Best    B Crossing the pit lane

Lap	Time	Sector 1	Sector 2	Sector 3	Sector 4	T.Spd	Lap	Time	Sector 1	Sector 2	Sector 3	Sector 4	T.Spd
1	2:46.820	1:06.941	37.437	26.462	35.980	142.1							
2	1:59.222	22.118	36.435	25.452	35.217	210.3							
3	1:57.380	22.463	35.826	24.639	34.452	200.2							
4	1:57.071	22.062	35.751	24.738	34.520	208.3							
5	2:20.361 B	22.188	37.114	30.279	50.780	203.2							

**83** **Astrid H. MADRIGAL** MEX  
MOTAP RACING TEAM KAWASAKI

1	2:46.005	1:02.324	40.877	26.386	36.418	115.4
2	2:00.748	22.786	37.074	25.433	35.455	201.0
3	2:00.050	22.653	36.719	25.432	35.246	205.5
4	2:00.107	22.810	36.923	25.289	35.085	205.5
5	2:29.970 B	23.114	39.242	32.059	55.555	197.0

**84** **Julio GARCIA** ESP  
CHINA RACING TEAM KOVE

1	2:51.363	1:11.292	36.716	27.759	35.596	130.2
2	1:57.321	21.734	36.004	24.601	34.982	210.7
3	1:59.082	22.281	35.850	25.129	35.822	198.8
4	1:57.041	21.894	35.783	24.842	34.522	207.9
5	2:22.835 B	22.416	38.403	30.494	51.522	198.4

**88** **Tomas MARIN** COL  
DEZA-BOX 77 RACING TEAM KAWASAKI

1	2:53.379	1:13.662	37.798	26.024	35.895	141.7
2	2:01.043	23.262	36.788	25.631	35.362	197.7
3	2:00.110	22.672	36.502	25.529	35.407	202.1
4	1:59.719	22.511	36.284	25.644	35.280	202.1
5	2:24.286 B	22.912	38.603	30.562	52.209	198.0

**92** **Joel AZNAR** ESP  
ILUSION TEAM KAWASAKI

1	3:16.642	1:34.072	39.109	26.683	36.778	140.3
2	2:03.530	23.315	37.772	26.010	36.433	196.2
3	2:01.600	22.666	36.951	25.805	36.178	201.7
4	2:03.205	22.948	37.210	25.783	37.264	199.1
5	2:25.443 B	26.946	41.350	28.087	49.060	167.5



