

SS 300/Cam.Iberoamericano RFME ESBK 2023 Entrenamiento Libre 2

Classification

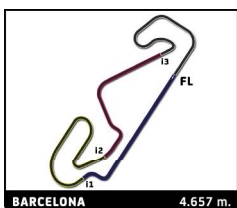
No	Rider	Nat	Team	Bike	Tires	Cl.	Time	Lap	Total	Gap	Kph
1	89 Daniel MOGEDA	ESP	MOTAP RACING TEAM	KAWASAKI	Pirelli	K	1:55.754	7	16	-	144.8
2	84 Julio GARCIA	ESP	CHINA RACING TEAM	KOVE	Pirelli		1:56.218	3	11	+0.464	144.3
3	22 Marc GARCIA	ESP	CHINA RACING TEAM	KOVE	Pirelli		1:56.951	14	14	+1.197	143.4
4	39 Enzo VALENTIN	BRA	YAMAHA MS RACING	YAMAHA	Pirelli		1:57.225	3	12	+1.471	143.0
5	40 Emanuele CAZZANIGA	ITA	RACE STAR	YAMAHA	Pirelli		1:57.313	15	16	+1.559	142.9
6	79 Tomas ALONSO	POR	QUARESMA RACING TEAM	KAWASAKI	Pirelli	K	1:57.317	3	16	+1.563	142.9
7	47 Antonio TORRES	ESP	DEZA - BOX 77 RACING TEAM	KAWASAKI	Pirelli	K	1:57.356	13	15	+1.602	142.9
8	24 Michel AGAZZI	ITA	TEAM RACESTAR	YAMAHA	Pirelli		1:57.638	14	15	+1.884	142.5
9	26 Daniel OCETE	ESP	I+DENT JUNIOR RACING TEAM	YAMAHA	Pirelli		1:57.808	14	15	+2.054	142.3
10	14 Kevin FONTAINHA	BRA	YAMAHA MS RACING	YAMAHA	Pirelli		1:57.961	11	13	+2.207	142.1
11	61 Uriel HIDALGO	ESP	DEZA BOX 77	KAWASAKI	Pirelli	K	1:58.029	12	15	+2.275	142.0
12	71 Ivan BOLAÑO	ESP	DEZA- BOX 77 RACING TEAM	KAWASAKI	Pirelli	K	1:58.034	3	15	+2.280	142.0
13	32 Rodrigo VALENTE				Pirelli		1:58.058	13	13	+2.304	142.0
14	41 Ioannis PERISTERAS	GRE	ARCO MOTOR UNIVERSITY TEAM	YAMAHA	Pirelli		1:58.060	2	7	+2.306	142.0
15	2 Natalia RIVERA	ESP	I+DENT JUNIOR RACING TEAM	YAMAHA	Pirelli		1:58.198	16	16	+2.444	141.8
16	72 Guillermo FERNANDES	BRA	YAMAHA MS RACING	YAMAHA	Pirelli		1:58.537	14	14	+2.783	141.4
17	76 Gonçalo DIAS	POR	VRC TEAM	KAWASAKI	Pirelli	K	1:58.674	4	13	+2.920	141.3
18	43 Juan F. RISUEÑO	ESP	RISUEÑO RACING	KAWASAKI	Pirelli	K	1:58.741	11	13	+2.987	141.2
19	62 Blai TRIAS	ESP	ILUSION RACING	KAWASAKI	Pirelli	K	1:58.800	2	13	+3.046	141.1
20	18 Ivan MUÑOZ	ESP	DEZA - BOX 77 RACING TEAM	KAWASAKI	Pirelli	K	1:58.845	3	14	+3.091	141.1
21	55 Unai CALATAYUD	ESP	ARCO MOTOR UNIVERSITY TEAM	YAMAHA	Pirelli		1:59.162	2	13	+3.408	140.7
22	9 Isis CARREÑO	CHL	TEAM GP3 AD11 BY FIMLA	KAWASAKI	Pirelli	K	1:59.178	3	13	+3.424	140.7
23	73 Ryunosuke NAKAMURA	JPN	MDR COMPETICIÓN	YAMAHA	Pirelli		1:59.675	3	14	+3.921	140.1
24	35 Varis FLEMING	AUS	MOTAP RACING TEAM	KAWASAKI	Pirelli	K	1:59.700	6	9	+3.946	140.1
25	7 Guerau SIMO	ESP	I+DENT JUNIOR RACING TEAM	YAMAHA	Pirelli		1:59.771	9	15	+4.017	140.0
26	88 Tomas MARIN	COL	DEZA-BOX 77 RACING TEAM	KAWASAKI	Pirelli	K	1:59.960	13	15	+4.206	139.8
27	11 Delbosc DJEFFERSON	FRA		KAWASAKI	Pirelli	K	2:00.021	4	14	+4.267	139.7
28	21 Rafael DA SILVA	BRA	KAWASAKI FL RACING JUNIOR TEAM	KAWASAKI	Pirelli	K	2:00.132	8	8	+4.378	139.6
29	92 Joel AZNAR	ESP	ILUSION TEAM	KAWASAKI	Pirelli	K	2:00.305	4	13	+4.551	139.4
30	80 Cameron RENDE	AUS	MOTAP RACING TEAM	KAWASAKI	Pirelli	K	2:00.494	2	7	+4.740	139.1
31	83 Astrid H. MADRIGAL	MEX	MOTAP RACING TEAM	KAWASAKI	Pirelli	K	2:00.738	10	11	+4.984	138.9
32	23 Jordi RAPOSEIRAS	AND	ALMA RACING	KAWASAKI	Pirelli	K	2:01.074	8	9	+5.320	138.5
33	48 Martim A. EUGENIO	POR	TEAM MOTOCLUBE LOULÉ	KAWASAKI	Pirelli	K	2:01.193	6	16	+5.439	138.3
34	13 Joao H. PETRAZZO	BRA	TEAM GP3 AD11 BY FIMLA	KAWASAKI	Pirelli	K	2:01.740	6	15	+5.986	137.7
35	10 Gonçalo RIVEIRO	POR	VRC TEAM	KAWASAKI	Pirelli	K	2:01.928	5	15	+6.174	137.5
36	15 Sara VARON	COL	MOTAP RACING TEAM	KAWASAKI	Pirelli	K	2:02.365	8	14	+6.611	137.0
37	54 Micke E. MELTVEIT	NOR		KTM	Pirelli		2:03.861	5	14	+8.107	135.4
38	33 Gonzalo SANCHEZ	ESP	ARCO MOTOR UNIVERSITY TEAM	YAMAHA	Pirelli		2:14.891	4	4	+19.137	124.3
39	77 Pierre-Andre PERINARD	FRA	LH RACING	KAWASAKI	Pirelli	K					

Fastest Lap: Lap 7 Daniel MOGEDA 1:55.754 144.8 Kph

Published at:

Track Status: DRY

Race Director:	Timekeeper:
----------------	-------------



SS 300/Cam.Iberoamericano

RFME ESBK 2023

Entrenamiento Libre 2

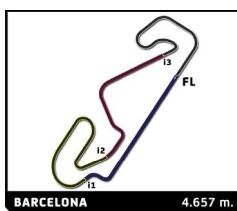
Classification by Class

No Rider	Nat	Team	Bike	Time	Lap Total	Gap	Kph	
K								
1	89	Daniel MOGEDA	ESP	MOTAP RACING TEAM	KAWASAKI	1:55.754	7 16	144.8
2	79	Tomas ALONSO	POR	QUARESMA RACING TEAM	KAWASAKI	1:57.317	3 16	+1.563 +1.563 142.9
3	47	Antonio TORRES	ESP	DEZA - BOX 77 RACING TEAM	KAWASAKI	1:57.356	13 15	+1.602 +0.039 142.9
4	61	Uriel HIDALGO	ESP	DEZA BOXX 77	KAWASAKI	1:58.029	12 15	+2.275 +0.673 142.0
5	71	Ivan BOLAÑO	ESP	DEZA- BOX 77 RACING TEAM	KAWASAKI	1:58.034	3 15	+2.280 +0.005 142.0
6	76	Gonçalo DIAS	POR	VRC TEAM	KAWASAKI	1:58.674	4 13	+2.920 +0.640 141.3
7	43	Juan F. RISUEÑO	ESP	RISUEÑO RACING	KAWASAKI	1:58.741	11 13	+2.987 +0.067 141.2
8	62	Blaí TRIAS	ESP	ILUSION RACING	KAWASAKI	1:58.800	2 13	+3.046 +0.059 141.1
9	18	Ivan MUÑOZ	ESP	DEZA - BOX 77 RACING TEAM	KAWASAKI	1:58.845	3 14	+3.091 +0.045 141.1
10	9	Isis CARREÑO	CHL	TEAM GP3 AD11 BY FIMLA	KAWASAKI	1:59.178	3 13	+3.424 +0.333 140.7
11	35	Varis FLEMING	AUS	MOTAP RACING TEAM	KAWASAKI	1:59.700	6 9	+3.946 +0.522 140.1
12	88	Tomas MARIN	COL	DEZA-BOX 77 RACING TEAM	KAWASAKI	1:59.960	13 15	+4.206 +0.260 139.8
13	11	Delbosc D'JEFFERSON	FRA		KAWASAKI	2:00.021	4 14	+4.267 +0.061 139.7
14	21	Rafael DA SILVA	BRA	KAWASAKI PL RACING JUNIOR TEAM	KAWASAKI	2:00.132	8 8	+4.378 +0.111 139.6
15	92	Joel AZNAR	ESP	ILUSION TEAM	KAWASAKI	2:00.305	4 13	+4.551 +0.173 139.4
16	80	Cameron RENDE	AUS	MOTAP RACING TEAM	KAWASAKI	2:00.494	2 7	+4.740 +0.189 139.1
17	83	Astrid H. MADRIGAL	MEX	MOTAP RACING TEAM	KAWASAKI	2:00.738	10 11	+4.984 +0.244 138.9
18	23	Jordi RAPOSEIRAS	AND	ALMA RACING	KAWASAKI	2:01.074	8 9	+5.320 +0.336 138.5
19	48	Martim A. EUGENIO	POR	TEAM MOTOCLUBE LOULÉ	KAWASAKI	2:01.193	6 16	+5.439 +0.119 138.3
20	13	Joao H. PETRAZZO	BRA	TEAM GP3 AD11 BY FIMLA	KAWASAKI	2:01.740	6 15	+5.986 +0.547 137.7
21	10	Gonçalo RIVEIRO	POR	VRC TEAM	KAWASAKI	2:01.928	5 15	+6.174 +0.188 137.5
22	15	Sara VARON	COL	MOTAP RACING TEAM	KAWASAKI	2:02.365	8 14	+6.611 +0.437 137.0
23	77	Pierre-Andre PERINARD	FRA	LH RACING	KAWASAKI			

Published at:

Track Status: **DRY**

Race Director:	Timekeeper:
----------------	-------------



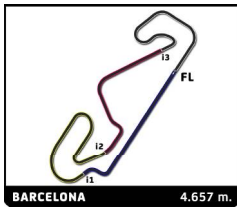
SS 300/Cam.Iberoamericano

RFME ESBK 2023

Entrenamiento Libre 2

Best Sector Times

Sector 1			Sector 2			Sector 3			Sector 4			Pos	No	Ideal Lap	Best Lap	
Pos	No	Rider	Time	No	Rider	Time	No	Rider	Time	No	Rider					Time
1	89	D.MOGEDA	21.685	89	D.MOGEDA	35.280	89	D.MOGEDA	24.377	89	D.MOGEDA	34.061	1	89	1:55.403	1:55.754 (1)
2	22	M.GARCIA	21.702	22	M.GARCIA	35.384	84	J.GARCIA	24.461	84	J.GARCIA	34.380	2	84	1:56.210	1:56.218 (2)
3	84	J.GARCIA	21.865	24	M.AGAZZI	35.500	39	E.VALENTIN	24.571	24	M.AGAZZI	34.402	3	22	1:56.325	1:56.951 (3)
4	79	T.ALONSO	21.876	84	J.GARCIA	35.504	22	M.GARCIA	24.655	26	D.OCETE	34.494	4	24	1:56.578	1:57.638 (8)
5	39	E.VALENTIN	21.889	40	E.CAZZANIGA	35.510	24	M.AGAZZI	24.684	47	A.TORRES	34.517	5	47	1:56.995	1:57.356 (7)
6	41	I.PERISTERAS	21.925	47	A.TORRES	35.605	79	T.ALONSO	24.711	76	G.DIAS	34.530	6	40	1:57.017	1:57.313 (5)
7	24	M.AGAZZI	21.992	2	N.RIVERA	35.643	47	A.TORRES	24.735	22	M.GARCIA	34.584	7	39	1:57.130	1:57.225 (4)
8	71	I.BOLAÑO	22.004	26	D.OCETE	35.722	61	U.HIDALGO	24.742	40	E.CAZZANIGA	34.599	8	61	1:57.147	1:58.029 (11)
9	32	R.VALENTE	22.028	61	U.HIDALGO	35.731	41	I.PERISTERAS	24.743	61	U.HIDALGO	34.623	9	79	1:57.197	1:57.317 (6)
10	14	K.FONTAINHA	22.031	32	R.VALENTE	35.761	14	K.FONTAINHA	24.794	14	K.FONTAINHA	34.757	10	26	1:57.300	1:57.808 (9)
11	61	U.HIDALGO	22.051	79	T.ALONSO	35.812	40	E.CAZZANIGA	24.795	79	T.ALONSO	34.798	11	14	1:57.468	1:57.961 (10)
12	40	E.CAZZANIGA	22.113	39	E.VALENTIN	35.812	26	D.OCETE	24.837	41	I.PERISTERAS	34.815	12	41	1:57.505	1:58.060 (14)
13	33	G.SANCHEZ	22.132	14	K.FONTAINHA	35.886	32	R.VALENTE	24.854	39	E.VALENTIN	34.858	13	32	1:57.594	1:58.058 (13)
14	72	G.FERNANDES	22.138	43	J.RISUEÑO	35.982	71	I.BOLAÑO	24.870	71	I.BOLAÑO	34.880	14	71	1:57.790	1:58.034 (12)
15	47	A.TORRES	22.138	41	I.PERISTERAS	36.022	43	J.RISUEÑO	24.876	62	B.TRIAS	34.921	15	2	1:57.991	1:58.198 (15)
16	18	I.MUÑOZ	22.172	71	I.BOLAÑO	36.036	62	B.TRIAS	24.890	73	R.NAKAMURA	34.948	16	62	1:58.066	1:58.800 (19)
17	62	B.TRIAS	22.190	62	B.TRIAS	36.065	2	N.RIVERA	24.962	32	R.VALENTE	34.951	17	72	1:58.224	1:58.537 (16)
18	55	U.CALATAYUD	22.214	73	R.NAKAMURA	36.070	18	I.MUÑOZ	24.982	72	G.FERNANDES	34.966	18	76	1:58.281	1:58.674 (17)
19	26	D.OCETE	22.247	72	G.FERNANDES	36.097	72	G.FERNANDES	25.023	7	G.SIMO	34.969	19	43	1:58.465	1:58.741 (18)
20	9	I.CARREÑO	22.253	55	U.CALATAYUD	36.135	76	G.DIAS	25.038	2	N.RIVERA	34.977	20	18	1:58.588	1:58.845 (20)
21	88	T.MARIN	22.388	18	I.MUÑOZ	36.258	9	I.CARREÑO	25.080	43	J.RISUEÑO	35.027	21	55	1:58.630	1:59.162 (21)
22	73	R.NAKAMURA	22.390	35	V.FLEMING	36.308	35	V.FLEMING	25.087	88	T.MARIN	35.062	22	73	1:58.646	1:59.675 (23)
23	76	G.DIAS	22.395	76	G.DIAS	36.318	7	G.SIMO	25.141	55	U.CALATAYUD	35.120	23	9	1:58.968	1:59.178 (22)
24	21	R.DA SILVA	22.400	21	R.DA SILVA	36.397	55	U.CALATAYUD	25.161	18	I.MUÑOZ	35.176	24	7	1:59.203	1:59.771 (25)
25	2	N.RIVERA	22.409	9	I.CARREÑO	36.419	92	J.AZNAR	25.171	9	I.CARREÑO	35.216	25	88	1:59.293	1:59.960 (26)
26	92	J.AZNAR	22.439	11	D.JEFFERSON	36.517	11	D.JEFFERSON	25.218	11	D.JEFFERSON	35.241	26	35	1:59.309	1:59.700 (24)
27	7	G.SIMO	22.545	7	G.SIMO	36.548	73	R.NAKAMURA	25.238	35	V.FLEMING	35.254	27	11	1:59.538	2:00.021 (27)
28	83	A.MADRIGAL	22.547	88	T.MARIN	36.563	88	T.MARIN	25.280	92	J.AZNAR	35.561	28	21	1:59.693	2:00.132 (28)
29	11	D.JEFFERSON	22.562	92	J.AZNAR	36.588	21	R.DA SILVA	25.301	21	R.DA SILVA	35.595	29	92	1:59.759	2:00.305 (29)
30	43	J.RISUEÑO	22.580	80	C.RENDE	36.622	80	C.RENDE	25.399	80	C.RENDE	35.631	30	80	2:00.370	2:00.494 (30)
31	48	M.EUGENIO	22.620	83	A.MADRIGAL	36.708	33	G.SANCHEZ	25.462	83	A.MADRIGAL	35.705	31	83	2:00.577	2:00.738 (31)
32	35	V.FLEMING	22.660	13	J.PETRAZZO	36.809	10	G.RIVEIRO	25.497	23	J.RAPOSEIRAS	35.709	32	48	2:00.804	2:01.193 (33)
33	80	C.RENDE	22.718	48	M.EUGENIO	36.816	48	M.EUGENIO	25.512	48	M.EUGENIO	35.856	33	23	2:01.036	2:01.074 (32)
34	10	G.RIVEIRO	22.721	23	J.RAPOSEIRAS	36.885	13	J.PETRAZZO	25.568	13	J.PETRAZZO	35.885	34	13	2:01.273	2:01.740 (34)
35	23	J.RAPOSEIRAS	22.821	15	S.VARON	37.024	83	A.MADRIGAL	25.617	15	S.VARON	35.964	35	15	2:01.551	2:02.365 (36)
36	15	S.VARON	22.877	10	G.RIVEIRO	37.323	23	J.RAPOSEIRAS	25.621	10	G.RIVEIRO	36.078	36	10	2:01.619	2:01.928 (35)
37	13	J.PETRAZZO	23.011	33	G.SANCHEZ	37.652	15	S.VARON	25.686	54	M.MELTVEIT	36.502	37	33	2:02.909	2:14.891 (38)
38	54	M.MELTVEIT	23.358	54	M.MELTVEIT	37.842	54	M.MELTVEIT	26.037	33	G.SANCHEZ	37.663	38	54	2:03.739	2:03.861 (37)



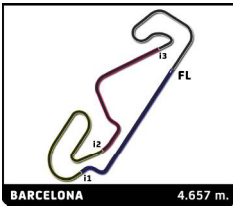
SS 300/Cam.Iberoamericano

RFME ESBK 2023

Entrenamiento Libre 2

Best Top Speed

No Rider	Team	Class	Top 1		Top 2		Top 3		Top 4		Top 5		Avg	
			Kph	Lap	Kph	Lap	Kph	Lap	Kph	Lap	Kph	Lap		
79	Tomas ALONSO	QUARESMA RACING TEAM	K	211.1	3	209.9	14	208.3	15	205.9	4	205.5	11	208.1
89	Daniel MOGEDA	MOTAP RACING TEAM	K	211.1	11	208.7	7	208.7	5	206.3	10	200.2	3	207.0
61	Uriel HIDALGO	DEZA BOXX 77	K	210.7	15	209.1	13	205.1	7	203.6	4	201.3	2	206.0
72	Guillermo FERNANDES	YAMAHA MS RACING		210.3	14	209.1	9	207.1	4	207.1	2	206.7	3	208.1
71	Ivan BOLAÑO	DEZA- BOX 77 RACING TEAM	K	209.9	3	205.9	15	204.7	12	204.4	10	204.4	7	205.9
55	Unai CALATAYUD	ARCO MOTOR UNIVERSITY TEAM		209.5	10	204.4	8	202.5	4	201.3	9	200.2	3	203.6
22	Marc GARCIA	CHINA RACING TEAM		209.5	4	206.7	2	204.4	14	203.6	8	203.2	9	205.5
41	Ioannis PERISTERAS	ARCO MOTOR UNIVERSITY TEAM		209.1	2	204.4	4	204.0	3	201.7	5	199.1	6	203.7
39	Enzo VALENTIN	YAMAHA MS RACING		208.7	7	207.1	3	205.5	10	205.5	9	202.5	6	205.9
84	Julio GARCIA	CHINA RACING TEAM		208.7	4	207.9	3	206.3	10	201.7	8	196.6	2	204.2
24	Michel AGAZZI	TEAM RACESTAR		208.3	9	205.9	3	204.7	14	204.7	8	202.5	7	205.2
14	Kevin FONTAINHA	YAMAHA MS RACING		207.1	8	205.9	7	204.7	4	203.6	2	202.8	3	204.8
26	Daniel OCETE	I+DENT JUNIOR RACING TEAM		207.1	7	205.5	12	203.2	13	201.7	9	201.0	11	203.7
40	Emanuele CAZZANIGA	RACE STAR		207.1	9	207.1	3	206.7	12	205.9	10	204.4	5	206.2
18	Ivan MUÑOZ	DEZA - BOX 77 RACING TEAM	K	206.7	3	202.8	4	200.2	2	199.1	10	197.7	7	201.3
88	Tomas MARIN	DEZA-BOX 77 RACING TEAM	K	206.7	12	204.0	3	203.2	4	201.3	13	201.0	8	203.2
32	Rodrigo VALENTE			206.3	7	205.9	10	205.9	5	205.5	13	205.1	11	205.7
62	Blai TRIAS	ILUSION RACING	K	206.3	10	205.9	13	204.0	2	203.2	3	199.5	8	203.8
21	Rafael DA SILVA	KAWASAKI PL RACING JUNIOR TEAM	K	204.7	3	204.4	8	202.1	7	200.2	2	198.4	5	202.0
33	Gonzalo SANCHEZ	ARCO MOTOR UNIVERSITY TEAM		204.7	4	199.9	2	148.9	1	126.7	3			170.1
2	Natalia RIVERA	I+DENT JUNIOR RACING TEAM		204.4	6	199.9	2	199.5	16	199.1	4	199.1	3	200.4
92	Joel AZNAR	ILUSION TEAM	K	204.4	12	202.8	3	201.7	5	200.6	7	200.2	4	201.9
73	Ryunosuke NAKAMURA	MDR COMPETICIÓN		204.0	11	203.6	3	201.7	8	198.8	10	198.4	9	201.3
76	Gonçalo DIAS	VRC TEAM	K	203.6	2	202.8	11	200.6	5	200.2	13	199.5	8	201.3
9	Isis CARREÑO	TEAM GP3 AD11 BY FIMLA	K	203.2	11	202.5	4	202.1	7	201.0	12	200.2	3	201.8
10	Gonçalo RIVEIRO	VRC TEAM	K	203.2	4	202.1	2	199.5	15	199.5	12	199.5	5	200.8
83	Astrid H. MADRIGAL	MOTAP RACING TEAM	K	203.2	10	200.2	2	199.1	7	198.0	11	198.0	6	199.7
7	Guerau SIMO	I+DENT JUNIOR RACING TEAM		202.8	8	202.5	9	201.7	11	200.2	10	198.4	4	201.1
35	Varis FLEMING	MOTAP RACING TEAM	K	202.8	8	199.1	9	198.8	7	194.1	2	193.8	3	197.7
11	Delbosc D'JEFFERSON		K	201.3	4	199.5	9	199.1	11	198.8	5	197.0	12	199.1
48	Martim A. EUGENIO	TEAM MOTOCLUBE LOULÉ	K	201.0	3	199.9	7	199.5	6	198.4	14	197.3	16	199.2
47	Antonio TORRES	DEZA - BOX 77 RACING TEAM	K	200.6	4	199.9	13	199.5	3	195.9	2	194.8	15	198.1
80	Cameron RENDE	MOTAP RACING TEAM	K	200.6	2	199.9	3	198.8	5	190.4	6	147.1	4	187.4
15	Sara VARON	MOTAP RACING TEAM	K	199.1	10	198.4	2	195.2	8	194.1	7	193.1	9	196.0
23	Jordi RAPOSEIRAS	ALMA RACING	K	198.8	6	197.0	8	190.7	9	190.4	2	190.4	4	193.5
13	Joao H. PETRAZZO	TEAM GP3 AD11 BY FIMLA	K	198.4	12	198.0	14	196.6	15	195.5	4	195.2	8	196.7
43	Juan F. RISUEÑO	RISUEÑO RACING	K	198.0	13	197.7	12	195.9	11	194.1	8	193.8	9	195.9
54	Micke E. MELTVEIT			195.9	14	195.5	13	195.2	12	195.2	9	195.2	2	195.4
77	Pierre-Andre PERINARD	LH RACING	K											



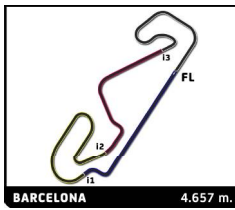
SS 300/Cam.Iberoamericano

RFME ESBK 2023

Entrenamiento Libre 2

Fastest Lap Sequence

Elapsed	No Rider	Team	Bike	Class	Time	Kph	Lap
4:33.210	26 Daniel OCETE	I+ DENT JUNIOR RACING TEAM	YAMAHA		1:59.522	140.3	2
4:52.755	41 Ioannis PERISTERAS	ARCO MOTOR UNIVERSITY TEAM	YAMAHA		1:58.060	142.0	2
5:07.554	22 Marc GARCIA	CHINA RACING TEAM	KOVE		1:57.471	142.7	2
6:59.333	89 Daniel MOGEDA	MOTAP RACING TEAM	KAWASAKI	K	1:56.159	144.3	3
8:55.259	89 Daniel MOGEDA	MOTAP RACING TEAM	KAWASAKI	K	1:55.926	144.6	4
14:46.009	89 Daniel MOGEDA	MOTAP RACING TEAM	KAWASAKI	K	1:55.754	144.8	7



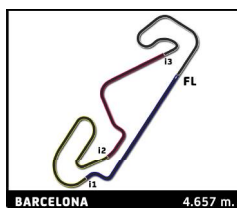
SS 300/Cam.Iberoamericano

RFME ESBK 2023

Entrenamiento Libre 2

Sector Analysis

Invalidated Lap							Personal Best							Session Best							Crossing the pit lane																																																																																													
Lap	Time	Sector 1	Sector 2	Sector 3	Sector 4	T.Sp	Lap	Time	Sector 1	Sector 2	Sector 3	Sector 4	T.Sp	Lap	Time	Sector 1	Sector 2	Sector 3	Sector 4	T.Sp	Lap	Time	Sector 1	Sector 2	Sector 3	Sector 4	T.Sp																																																																																							
2	Natalia RIVERA						ESP	2	2:03.590	23.275	37.875	25.839	36.601	202.1	3	2:03.256	23.151	37.571	25.773	36.761	195.5	4	2:02.489	22.721	37.668	25.528	36.572	203.2	5	2:01.928	22.965	37.332	25.501	36.130	199.5	6	2:02.626	23.301	37.323	25.580	36.422	192.1	7	2:02.946	23.194	37.757	25.843	36.152	193.1	8	2:18.525	B	23.403	38.589	25.928	50.605	193.5	9	5:26.058	3:44.840	38.642	26.001	36.575	156.2	10	2:03.719	23.020	38.435	25.869	36.395	197.7	11	2:02.787	23.195	37.456	25.821	36.315	199.1	12	2:02.421	22.721	37.604	25.720	36.376	199.5	13	2:02.848	23.090	37.582	25.776	36.400	197.3	14	2:02.115	22.935	37.427	25.675	36.078	196.6	15	2:02.280	22.940	37.365	25.497	36.478	199.5								
I+DENT JUNIOR RACING TEAM							YAMAHA																																																																																																											
1	2:42.129	1:00.377	39.422	26.259	36.071	148.5	2	2:01.434	22.992	36.846	25.590	36.006	199.9	3	2:00.234	22.409	36.629	25.802	35.394	199.1	4	2:06.090	26.212	38.877	25.599	35.402	199.1	5	1:59.158	22.817	36.210	25.154	34.977	198.4	6	2:15.014	B	23.096	36.666	25.392	49.860	204.4	7	3:48.285	2:03.591	39.824	26.441	38.429	125.8	8	2:01.027	23.505	36.672	25.429	35.421	187.1	9	2:01.448	23.569	36.928	25.661	35.290	197.7	10	2:00.316	23.070	36.513	25.535	35.198	193.8	11	2:06.250	22.462	36.946	25.873	40.969	196.2	12	2:10.638	B	23.788	36.589	25.417	44.844	193.5	13	2:47.155	1:09.305	36.756	25.500	35.594	136.6	14	2:00.065	23.204	36.220	25.427	35.214	190.4	15	1:59.141	22.634	36.051	25.349	35.107	195.2	16	1:58.198	22.513	35.643	24.962	35.080	199.5	
7	Guerau SIMO						ESP	1	2:51.399	1:10.563	37.638	26.340	36.858	146.1	2	2:00.886	22.562	36.921	25.647	35.756	196.6	3	2:00.970	23.187	36.827	25.564	35.392	195.5	4	2:00.021	22.708	36.517	25.368	35.428	201.3	5	2:00.531	22.680	36.665	25.723	35.463	198.8	6	2:00.710	22.726	36.530	25.867	35.587	194.1	7	2:30.437	B	28.442	44.222	28.379	49.394	193.1	8	3:28.346	1:48.523	37.812	26.137	35.874	139.7	9	2:02.156	23.810	37.492	25.218	35.636	199.5	10	2:00.072	22.764	36.710	25.357	35.241	197.0	11	2:00.477	22.594	36.745	25.273	35.865	199.1	12	2:02.811	22.834	37.165	25.679	37.133	197.0	13	2:02.405	23.437	36.987	25.808	36.173	188.7	14	2:21.962	B	23.151	39.212	27.177	52.422	192.4							
I+DENT JUNIOR RACING TEAM							YAMAHA																																																																																																											
1	2:41.585	59.538	39.258	26.596	36.193	145.9	2	2:01.050	23.179	36.932	25.449	35.490	192.8	3	2:00.703	22.944	36.816	25.645	35.298	193.1	4	1:59.997	22.621	36.621	25.399	35.356	198.4	5	2:13.728	B	23.374	37.957	25.949	46.448	188.1	6	5:56.222	4:15.069	38.207	25.800	37.146	126.0	7	2:00.846	23.313	36.793	25.141	35.599	191.7	8	2:01.942	23.491	37.215	25.515	35.721	202.8	9	1:59.771	22.840	36.548	25.414	34.969	202.5	10	2:00.743	22.615	36.649	25.667	35.812	200.2	11	2:02.494	22.888	36.782	25.593	37.231	201.7	12	2:00.444	22.824	36.686	25.551	35.383	195.5	13	2:23.227	B	24.690	40.114	26.361	52.062	190.4	14	2:27.931	48.542	38.437	25.549	35.403	114.1	15	2:00.860	22.545	36.648	25.964	35.703	196.6								
9	Isis CARREÑO						CHL	1	2:36.657	52.900	40.645	26.224	36.888	144.2	2	2:03.404	23.584	37.506	25.814	36.500	192.4	3	2:03.188	23.483	37.481	25.972	36.252	191.1	4	2:02.252	23.011	37.425	25.708	36.108	195.5	5	2:02.364	23.243	36.930	25.568	36.623	193.5	6	2:01.740	23.320	36.809	25.644	35.967	190.4	7	2:01.804	23.108	37.128	25.683	35.885	194.5	8	2:07.741	23.106	37.934	26.471	40.230	195.2	9	2:16.726	B	23.259	37.304	25.947	50.216	192.8	10	3:32.551	1:49.345	39.506	26.693	37.007	142.5	11	2:09.921	23.769	38.439	27.811	39.902	191.4	12	2:14.960	B	23.199	38.485	26.676	46.600	198.4	13	4:37.889	2:54.177	40.759	26.381	36.572	130.4	14	2:02.464	23.136	37.238	25.862	36.228	198.0	15	2:02.863	23.176	37.395	25.717	36.575	196.6
TEAM GP3 AD11 BY FIMLA							KAWASAKI																																																																																																											
1	3:03.385	1:18.583	37.978	25.703	41.121	147.9	2	2:01.735	24.330	36.839	25.350	35.216	192.8	3	1:59.178	22.253	36.419	25.080	35.426	200.2	4	2:12.730	B	22.317	36.460	25.635	48.318	202.5	5	7:41.237	5:54.127	40.582	26.355	40.173	132.6	6	2:03.920	22.940	37.388	26.244	37.348	198.0	7	2:00.073	22.416	36.571	25.369	35.717	202.1	8	2:00.551	22.833	36.600	25.330	35.788	194.8	9	2:21.729	B	23.161	41.355	28.124	49.089	196.2	10	2:49.828	1:09.302	39.409	25.617	35.500	151.4	11	1:59.913	22.707	36.787	25.115	35.304	203.2	12	2:00.306	22.503	36.783	25.290	35.730	201.0	13	2:16.885	B	22.702	37.641	26.639	49.903	196.2																					
10	Gonçalo RIVEIRO						POR	1	3:08.392	1:09.302	40.416	30.292	48.382	148.3	2	1:59.199	22.488	36.516	25.115	35.080	203.6	3	1:58.218	22.519	36.012	24.881	34.806	202.8	4	2:07.376	22.256	36.009	29.646	39.465	204.7	5	2:18.426	B	25.003	40.488	26.762	46.173	189.7																																																																							
VRC TEAM							KAWASAKI																																																																																																											
1	2:56.680	1:14.124	38.604	26.523	37.429	150.2																																																																																																												



SS 300/Cam.Iberoamericano

RFME ESBK 2023

Entrenamiento Libre 2

Sector Analysis

— Invalidated Lap ■ Personal Best ■ Session Best B Crossing the pit lane

Lap	Time	Sector 1	Sector 2	Sector 3	Sector 4	T.Spd	Lap	Time	Sector 1	Sector 2	Sector 3	Sector 4	T.Spd
6	9:33.996	7:56.715	36.760	24.906	35.615	139.4	2	1:57.471	22.000	35.790	24.869	34.812	206.7
7	2:06.318	22.094	36.203	28.653	39.368	205.9	3	1:56.999	22.244	35.384	24.663	34.708	201.3
8	2:16.717 B	22.031	37.766	28.433	48.487	207.1	4	2:22.394 B	21.702	35.858	27.564	57.270	209.5
9	2:41.078	59.192	36.805	25.245	39.836	150.8	5	7:36.296	5:43.172	41.518	26.250	45.356	124.1
10	2:07.114	22.817	42.738	26.227	35.332	191.4	6	1:57.640	21.996	35.757	24.901	34.986	202.8
11	1:57.961	22.472	35.938	24.794	34.757	197.3	7	2:10.015	22.662	42.572	25.212	39.569	198.4
12	1:58.970	22.072	35.886	26.016	34.996	198.8	8	1:56.991	22.187	35.483	24.655	34.666	203.6
13	1:58.119	22.306	35.896	25.050	34.867	197.7	9	2:24.936 B	22.195	38.027	29.971	54.743	203.2

15 Sara VARON COL
MOTAP RACING TEAM KAWASAKI

1	2:54.315	1:08.669	40.079	26.879	38.688	130.4
2	2:54.273 B	24.279	1:00.385	37.272	52.337	198.4
3	4:59.252	3:15.614	39.370	27.074	37.194	141.0
4	2:04.316	24.118	37.576	25.766	36.856	185.2
5	2:03.983	23.631	37.462	26.099	36.791	188.4
6	2:04.339	23.452	37.858	26.124	36.905	190.1
7	2:02.456	23.005	37.507	25.686	36.258	194.1
8	2:02.365	22.877	37.613	25.731	36.144	195.2
9	2:02.629	23.760	37.024	25.881	35.964	193.1
10	2:17.311 B	23.205	38.692	27.320	48.094	199.1
11	5:02.696	3:19.135	39.893	26.725	36.943	134.6
12	2:04.093	23.484	37.746	26.164	36.699	192.1
13	2:03.934	23.203	37.802	26.214	36.715	192.4
14	2:03.581	23.254	37.664	25.939	36.724	192.8

18 Ivan MUÑOZ ESP
DEZA - BOX 77 RACING TEAM KAWASAKI

1	3:04.047	1:24.739	37.491	25.560	36.257	152.3
2	2:00.651	22.718	36.368	25.202	36.363	200.2
3	1:58.845	22.429	36.258	24.982	35.176	206.7
4	2:00.090	22.172	36.362	26.190	35.366	202.8
5	2:17.410 B	23.492	39.691	26.526	47.701	195.2
6	3:26.399	1:48.709	37.096	25.245	35.349	151.4
7	2:13.433 B	23.605	37.539	25.286	47.003	197.7
8	2:18.144	39.784	37.186	25.518	35.656	152.1
9	2:01.475	23.137	36.603	25.259	36.476	194.8
10	2:47.423 B	...	33.859	56.371	199.1	
11	5:06.480	3:27.490	37.843	25.398	35.749	152.5
12	2:05.532	26.627	38.250	25.405	35.250	197.3
13	2:00.484	22.916	36.711	25.464	35.393	195.5
14	2:00.334	22.921	36.670	25.343	35.400	197.3

21 Rafael DA SILVA BRA
KAWASAKI PL RACING JUNIOR TEAM KAWASAKI

1	2:48.412	1:06.435	39.609	26.143	36.225	142.7
2	2:01.215	22.893	36.956	25.603	35.763	200.2
3	2:00.400	22.400	36.682	25.557	35.761	204.7
4	2:00.589	22.929	36.695	25.301	35.664	193.5
5	2:58.682 B	22.753	1:07.816	33.838	54.275	198.4
6	20:10.431	...	37.214	25.822	35.595	146.5
7	2:01.399	22.478	36.996	25.988	35.937	202.1
8	2:00.132	22.601	36.397	25.481	35.653	204.4

22 Marc GARCIA ESP
CHINA RACING TEAM KOVE

1	3:10.083	1:19.951	36.391	24.979	48.762	155.5
---	----------	----------	--------	--------	--------	-------

23 Jordi RAPOSEIRAS AND
ALMA RACING KAWASAKI

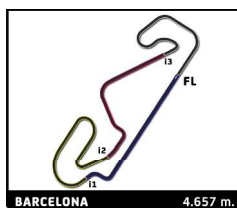
1	2:35.198	53.709	38.899	26.153	36.437	147.7
2	2:02.634	23.428	37.274	25.707	36.225	190.4
3	2:02.124	23.234	37.139	25.638	36.113	189.7
4	2:19.024 B	23.216	42.896	26.348	46.564	190.4
5	4:42.286	3:00.233	39.516	26.051	36.486	120.8
6	2:01.980	22.933	37.124	25.798	36.125	198.8
7	2:01.722	23.406	36.969	25.638	35.709	189.4
8	2:01.074	22.821	36.885	25.621	35.747	197.0
9	2:17.839 B	23.176	37.465	28.143	49.055	190.7

24 Michel AGAZZI ITA
TEAM RACESTAR YAMAHA

1	2:54.316	1:13.576	38.545	25.881	36.314	149.3
2	1:58.995	22.947	36.090	24.806	35.152	199.1
3	1:57.805	22.393	36.129	24.684	34.599	205.9
4	1:57.697	22.316	35.747	25.095	34.539	202.5
5	2:08.997 B	22.540	35.867	25.169	45.421	198.4
6	6:01.496	4:16.012	38.185	25.632	41.667	157.3
7	2:02.288	22.659	38.047	26.434	35.148	202.5
8	2:04.825	22.346	36.146	27.539	38.794	204.7
9	1:57.688	22.056	35.579	25.208	34.845	208.3
10	2:09.828 B	22.541	36.964	25.478	44.845	198.0
11	3:09.080	1:32.184	36.018	25.701	35.177	158.3
12	2:06.015	22.497	38.169	29.444	35.905	197.3
13	1:57.692	22.515	35.960	24.815	34.402	201.0
14	1:57.638	21.992	35.829	24.989	34.828	204.7
15	1:59.616	22.331	35.500	25.119	36.666	199.1

26 Daniel OCETE ESP
I+DENT JUNIOR RACING TEAM YAMAHA

1	2:33.688	53.412	38.914	26.067	35.295	140.5
2	1:59.522	23.212	36.098	25.263	34.949	187.4
3	1:58.877	22.904	36.006	25.179	34.788	188.7
4	1:58.524	22.873	35.970	25.031	34.650	189.1
5	2:15.690 B	28.575	38.572	25.804	42.739	189.1
6	6:13.242	4:25.189	37.642	25.467	44.944	139.0
7	1:58.569	22.447	36.527	24.941	34.654	207.1
8	1:58.087	22.644	35.993	24.956	34.494	199.1
9	1:58.093	22.247	35.789	25.125	34.932	201.7
10	2:07.565	25.917	39.853	25.496	36.299	190.7
11	2:04.057	22.343	36.564	25.883	39.267	201.0



SS 300/Cam.Iberoamericano

RFME ESBK 2023

Entrenamiento Libre 2

Sector Analysis

Lap	Time	Sector 1	Sector 2	Sector 3	Sector 4	T.SpD	Lap	Time	Sector 1	Sector 2	Sector 3	Sector 4	T.SpD
12	1:57.936	22.572	36.003	24.837	34.524	205.5	1	2:54.295	1:13.473	38.511	25.690	36.621	147.5
13	2:08.556	22.471	37.525	26.341	42.219	203.2	2	1:58.648	22.887	35.938	24.835	34.988	203.2
14	1:57.808	22.307	35.722	25.220	34.559	200.2	3	1:57.938	22.113	35.949	24.941	34.935	207.1
15	2:07.275	22.399	38.595	26.608	39.673	198.0	4	1:59.951	22.899	36.322	25.378	35.352	199.5

32 Rodrigo VALENTE

Lap	Time	Sector 1	Sector 2	Sector 3	Sector 4	T.SpD
1	2:56.702	1:11.292	37.542	25.554	42.314	152.3
2	1:59.882	22.526	36.496	25.253	35.607	202.8
3	1:59.274	22.360	36.207	25.338	35.369	201.3
4	1:58.064	22.198	35.761	24.931	35.174	204.4
5	2:12.935	26.049	37.366	25.079	44.441	205.9
6	10:14.406	8:36.606	37.345	25.096	35.359	157.8
7	1:59.270	22.383	36.625	25.033	35.229	206.3
8	2:12.498	22.112	37.395	25.257	47.734	205.1
9	2:28.349	48.130	39.734	25.132	35.353	124.4
10	1:58.247	22.332	35.824	24.854	35.237	205.9
11	1:58.115	22.124	35.891	25.092	35.008	205.1
12	1:58.184	22.179	36.050	25.004	34.951	202.5
13	1:58.058	22.028	35.906	24.996	35.128	205.5

33 Gonzalo SANCHEZ ESP
ARCO MOTOR UNIVERSITY TEAM YAMAHA

Lap	Time	Sector 1	Sector 2	Sector 3	Sector 4	T.SpD
1	3:02.084	1:15.273	37.652	25.462	43.697	148.9
2	2:45.747	22.132	1:11.468	27.813	44.334	199.9
3	9:00.111	7:16.685	37.802	27.961	37.663	126.7
4	2:14.891	23.305	41.501	25.987	44.098	204.7

35 Varis FLEMING AUS
MOTAP RACING TEAM KAWASAKI

Lap	Time	Sector 1	Sector 2	Sector 3	Sector 4	T.SpD
1	2:48.091	1:06.307	39.477	26.143	36.164	146.7
2	2:00.491	22.962	36.739	25.280	35.510	194.1
3	2:08.807	22.705	36.637	26.690	42.775	193.8
4	3:50.502	2:05.485	39.029	26.507	39.481	148.5
5	2:00.070	22.978	36.423	25.357	35.312	192.1
6	1:59.700	22.923	36.308	25.215	35.254	192.4
7	2:06.137	22.868	39.721	25.487	38.061	198.8
8	1:59.741	22.660	36.602	25.087	35.392	202.8
9	2:00.763	23.149	36.904	25.411	35.299	199.1

39 Enzo VALENTIN BRA
YAMAHA MS RACING YAMAHA

Lap	Time	Sector 1	Sector 2	Sector 3	Sector 4	T.SpD
1	3:05.897	1:08.706	37.381	32.473	47.337	145.9
2	1:58.976	22.412	36.150	24.834	35.580	201.7
3	1:57.225	21.889	35.812	24.571	34.953	207.1
4	2:29.390	22.286	41.284	24.631	1:01.189	199.9
5	11:33.968	9:56.621	36.622	24.816	35.909	148.9
6	2:06.237	22.145	40.268	24.802	39.022	202.5
7	2:18.153	22.138	37.084	28.360	50.571	208.7
8	2:31.814	54.426	36.721	25.150	35.517	154.9
9	2:03.011	22.212	36.029	24.629	40.141	205.5
10	1:58.429	22.418	36.131	24.858	35.022	205.5
11	1:58.079	22.347	36.053	24.821	34.858	200.6
12	1:58.595	22.206	35.979	25.274	35.136	202.1

40 Emanuele CAZZANIGA ITA
RACE STAR YAMAHA

Lap	Time	Sector 1	Sector 2	Sector 3	Sector 4	T.SpD
1	2:54.295	1:13.473	38.511	25.690	36.621	147.5
2	1:58.648	22.887	35.938	24.835	34.988	203.2
3	1:57.938	22.113	35.949	24.941	34.935	207.1
4	1:59.951	22.899	36.322	25.378	35.352	199.5
5	1:57.789	22.151	35.692	24.795	35.151	204.4
6	2:10.281	22.888	35.977	25.562	45.854	201.0
7	3:58.488	2:14.071	38.923	26.425	39.069	134.1
8	2:04.118	23.323	40.030	25.676	35.089	189.1
9	2:01.130	22.321	36.579	25.874	36.356	207.1
10	1:57.726	22.194	35.913	24.858	34.761	205.9
11	2:02.160	22.481	38.402	25.258	36.019	198.8
12	2:03.544	22.432	38.957	25.583	36.572	206.7
13	1:57.410	22.181	35.709	24.911	34.609	203.6
14	2:08.432	22.303	39.356	28.407	38.366	199.9
15	1:57.313	22.405	35.510	24.799	34.599	199.1
16	2:07.962	22.750	38.820	27.995	38.397	198.0

41 Ioannis PERISTERAS GRE
ARCO MOTOR UNIVERSITY TEAM YAMAHA

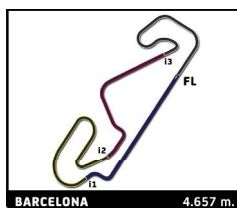
Lap	Time	Sector 1	Sector 2	Sector 3	Sector 4	T.SpD
1	2:54.695	1:14.548	37.686	25.605	36.856	146.3
2	1:58.060	21.925	36.022	24.913	35.200	209.1
3	1:58.338	22.353	36.317	24.853	34.815	204.0
4	1:58.137	21.996	36.251	25.059	34.831	204.4
5	2:07.331	26.150	39.151	24.743	37.287	201.7
6	2:16.142	22.381	37.891	26.602	49.268	199.1
7	3:51.293	1:48.161	41.739	32.401	48.992	131.9

43 Juan F. RISUEÑO ESP
RISUEÑO RACING KAWASAKI

Lap	Time	Sector 1	Sector 2	Sector 3	Sector 4	T.SpD
1	2:41.537	1:01.480	38.518	25.782	35.757	138.5
2	2:00.479	22.969	36.610	25.296	35.604	193.8
3	1:59.971	22.826	36.364	25.353	35.428	193.8
4	2:13.052	22.908	36.922	25.496	47.726	192.8
5	6:50.745	5:11.110	37.254	25.426	36.955	133.9
6	1:58.773	22.649	35.982	24.876	35.266	193.1
7	1:58.862	22.699	36.082	25.018	35.063	193.1
8	1:58.816	22.580	36.168	24.961	35.107	194.1
9	2:44.999	25.872	47.574	37.823	53.730	193.8
10	2:08.032	23.886	43.052	25.604	35.490	188.4
11	1:58.741	22.606	36.197	24.911	35.027	195.9
12	1:59.551	22.651	36.269	25.209	35.422	197.7
13	2:14.167	25.292	38.959	25.900	44.016	198.0

47 Antonio TORRES ESP
DEZA - BOX 77 RACING TEAM KAWASAKI

Lap	Time	Sector 1	Sector 2	Sector 3	Sector 4	T.SpD
1	3:08.070	1:29.759	36.671	25.209	36.431	148.7
2	2:00.187	22.914	36.714	25.775	34.784	195.9
3	1:58.114	22.433	35.975	24.832	34.874	199.5
4	1:58.214	22.138	35.787	25.245	35.044	200.6
5	1:58.068	22.436	35.987	25.013	34.632	194.8
6	1:57.643	22.597	35.637	24.866	34.543	190.4
7	2:16.538	24.646	37.458	25.196	49.238	191.4
8	7:18.996	5:38.115	39.724	25.950	35.207	146.9
9	1:57.981	22.712	35.766	24.899	34.604	190.4
10	1:57.919	22.490	35.847	25.059	34.523	192.8
11	1:59.461	23.407	36.084	25.102	34.868	191.4
12	1:57.569	22.489	35.605	24.958	34.517	193.8



SS 300/Cam.Iberoamericano

RFME ESBK 2023

Entrenamiento Libre 2

Sector Analysis

— Invalidated Lap ■ Personal Best ■ Session Best B Crossing the pit lane

Lap	Time	Sector 1	Sector 2	Sector 3	Sector 4	T.SpD
13	1:57.356	22.298	35.707	24.735	34.616	199.9
14	1:59.610	22.375	35.800	25.507	35.928	194.5
15	1:57.963	22.410	35.757	24.985	34.811	194.8

48 Martim A. EUGENIO						
TEAM MOTOCLUBE LOULÉ						POR
						KAWASAKI
1	2:40.082	57.417	39.140	26.805	36.720	141.9
2	2:03.328	23.952	37.772	25.667	35.937	188.7
3	2:01.617	23.110	37.018	25.633	35.856	201.0
4	2:01.903	23.143			35.989	193.8
5	2:01.733	23.214			35.937	192.1
6	2:01.193	23.000	36.816	25.512	35.865	199.5
7	2:03.725	22.620	38.751	26.150	36.204	199.9
8	2:14.758 B	23.250	37.889	26.485	47.134	192.1
9	4:06.095	2:25.011	38.435	26.183	36.466	149.5
10	2:04.401	23.411	38.262	26.513	36.215	191.7
11	2:15.058 B	23.136	38.573	26.007	47.342	197.3
12	2:25.988	41.820	39.550	26.876	37.742	139.7
13	2:04.046	23.213	37.079	25.683	38.071	192.1
14	2:02.333	23.109			36.219	198.4
15	2:08.703	23.386	42.673	26.511	36.133	194.1
16	2:03.700	23.294	37.809	25.957	36.640	197.3

54 Micke E. MELTVEIT						
						NOR
						KTM
1	3:17.981	1:34.115	39.349	26.830	37.687	131.3
2	2:05.318	23.603	38.345	26.393	36.977	195.2
3	2:04.947	23.496	38.222	26.249	36.980	194.5
4	2:04.676	23.457	38.186	26.226	36.807	193.8
5	2:03.861	23.370	37.912	26.077	36.502	194.1
6	2:04.148	23.506	37.842	26.139	36.661	193.1
7	5:04.985 B	24.062	3:10.985	30.123	59.815	192.8
8	4:28.488	2:27.970	39.691	42.417	38.410	135.9
9	2:09.138	23.859	40.665	26.581	38.033	195.2
10	2:05.531	23.606	38.292	26.723	36.910	193.8
11	2:05.145	23.610	38.289	26.207	37.039	194.8
12	2:04.734	23.429	38.110	26.278	36.917	195.2
13	2:04.677	23.659	37.957	26.338	36.723	195.5
14	2:03.958	23.358	37.870	26.037	36.693	195.9

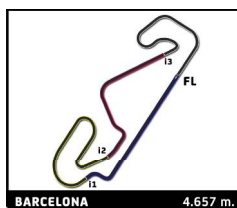
55 Unai CALATAYUD						
ARCO MOTOR UNIVERSITY TEAM						ESP
						YAMAHA
1	3:01.895	1:15.147	37.686	25.479	43.583	139.0
2	1:59.162	22.489	36.265	25.215	35.193	197.0
3	2:01.015	22.548	37.576	25.513	35.378	200.2
4	2:13.175	22.394	37.426	27.145	46.210	202.5
5	2:16.697 B	22.506	37.908	26.103	50.180	197.0
6	3:17.540	1:31.968	38.742	27.444	39.386	129.7
7	2:13.605	22.711	39.813	26.804	44.277	196.6
8	2:01.135	22.765	36.491	25.797	36.082	204.4
9	2:02.101	22.260	36.150	25.161	38.530	201.3
10	2:05.002	22.214	36.135	25.211	41.442	209.5
11	2:26.063 B	22.960	37.917	30.519	54.667	197.0
12	7:25.892	5:46.037	38.602	25.792	35.461	142.7
13	1:59.463	22.817	36.233	25.293	35.120	194.1

61 Uriel HIDALGO						
DEZA BOXX 77						ESP
						KAWASAKI
1	3:04.748	1:26.745	37.133	25.501	35.369	147.9
2	1:59.174	22.696	36.319	25.322	34.837	201.3
3	1:58.125	22.258	35.803	24.876	35.188	199.5
4	1:59.036	22.056	36.753	25.213	35.014	203.6
5	2:10.964 B	22.484	36.071	25.202	47.207	195.2
6	5:52.088	4:13.218	37.558	25.165	36.147	146.1
7	1:59.241	22.302	36.199	25.386	35.354	205.1
8	2:05.021	22.578	36.117	24.855	41.471	199.5
9	1:58.041	22.235	35.731	25.452	34.623	199.9
10	2:15.371 B	22.487	37.962	28.103	46.819	199.9
11	2:52.089	1:15.793	36.297	24.985	35.014	152.1
12	1:58.029	22.578	35.846	24.742	34.863	198.8
13	1:58.185	22.259	36.187	24.875	34.864	209.1
14	2:00.803	22.403	38.622	24.976	34.802	199.1
15	1:58.429	22.051	36.050	25.050	35.278	210.7

62 Blai TRIAS						
ILUSION RACING						ESP
						KAWASAKI
1	3:02.490	1:10.212	37.601	26.493	48.184	150.8
2	1:58.800	22.306	36.395	25.042	35.057	204.0
3	1:59.625	22.199	37.238	25.027	35.161	203.2
4	2:12.533	22.485	38.715	27.098	44.235	198.0
5	2:17.263 B	25.495	38.607	25.412	47.749	187.4
6	9:48.919	8:09.381	38.740	25.333	35.465	152.1
7	1:59.346	22.596	36.472	25.156	35.122	197.0
8	2:13.038 B	22.311	37.697	25.551	47.479	199.5
9	2:39.088	48.892	39.900	27.917	42.379	110.7
10	2:00.023	22.229	37.353	25.415	35.026	206.3
11	1:58.892	22.780	36.065	25.038	35.009	194.5
12	2:00.069	22.652	37.606	24.890	34.921	198.8
13	1:59.899	22.190	36.161	25.250	36.298	205.9

71 Ivan BOLAÑO						
DEZA- BOX 77 RACING TEAM						ESP
						KAWASAKI
1	3:04.846	1:26.964	37.145	25.371	35.366	155.5
2	2:00.135	22.548	36.950	25.017	35.620	201.7
3	1:58.034	22.004	36.075	24.870	35.085	209.9
4	2:02.954	22.320	36.567	26.430	37.637	200.2
5	2:06.696 B	22.604	36.316	25.132	42.644	197.7
6	5:51.125	4:12.367	37.545	25.293	35.920	147.1
7	1:59.897	22.518	36.100	25.008	36.271	204.4
8	2:04.819	22.429	36.470	25.088	40.832	202.8
9	1:59.451	22.465	36.345	25.063	35.578	204.0
10	2:18.524 B	22.432	37.866	29.532	48.694	204.4
11	2:48.102	1:11.341	36.470	24.922	35.369	156.9
12	1:58.861	22.433	36.471	25.077	34.880	204.7
13	1:58.571	22.468	36.227	24.883	34.993	199.1
14	1:58.411	22.499	36.036	24.914	34.962	201.7
15	1:58.384	22.120	36.164	24.885	35.215	205.9

72 Guillermo FERNANDES						
YAMAHA MS RACING						BRA
						YAMAHA
1	3:03.974	1:09.860	38.054	26.265	49.795	151.6
2	2:01.738	22.802	37.490	25.654	35.792	207.1

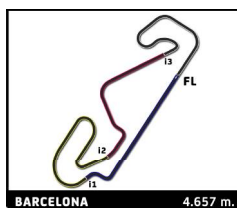


SS 300/Cam.Iberoamericano

RFME ESBK 2023 Entrenamiento Libre 2

Sector Analysis

Invalidated Lap							Personal Best							Session Best							Crossing the pit lane						
Lap	Time	Sector 1	Sector 2	Sector 3	Sector 4	T.Spd	Lap	Time	Sector 1	Sector 2	Sector 3	Sector 4	T.Spd	Lap	Time	Sector 1	Sector 2	Sector 3	Sector 4	T.Spd	Lap	Time	Sector 1	Sector 2	Sector 3	Sector 4	T.Spd
73 Ryunosuke NAKAMURA JPN																											
MDR COMPETICIÓN YAMAHA																											
1	2:53.138	1:09.095	38.372	25.804	39.867	102.8	10	2:03.399	22.646	35.984	25.067	39.702	201.7	19	2:01.111	22.706	38.107	25.093	35.205	198.8	28	2:01.065	22.688	36.671	25.616	36.090	204.0
2	2:00.149	22.900	36.834	25.291	35.124	195.9	11	2:14.497	22.184	37.249	27.421	47.643	205.5	29	2:01.262	22.718	36.078	25.050	37.416	194.8	38	2:01.065	22.688	36.671	25.616	36.090	204.0
3	1:59.675	22.555	36.262	25.649	35.209	203.6	12	2:46.841	1:06.815	36.482	24.967	38.577	157.1	39	2:01.665	22.793	36.633	24.911	46.308	191.4	47	2:01.065	22.688	36.671	25.616	36.090	204.0
4	2:00.442	23.327	36.624	25.238	35.253	194.1	13	2:01.111	22.706	38.107	25.093	35.205	198.8	48	2:01.065	22.688	36.671	25.616	36.090	204.0	56	2:01.065	22.688	36.671	25.616	36.090	204.0
5	2:00.822	22.424	36.756	26.416	35.226	196.2	14	1:59.199	22.211	36.232	24.884	35.872	209.9	57	2:01.065	22.688	36.671	25.616	36.090	204.0	64	2:01.065	22.688	36.671	25.616	36.090	204.0
6	2:16.303	22.587	36.585	26.170	50.961	197.7	15	2:00.532	21.886	36.311	25.215	37.120	208.3	65	2:01.065	22.688	36.671	25.616	36.090	204.0	72	2:01.065	22.688	36.671	25.616	36.090	204.0
7	5:43.675	4:06.620	36.799	25.308	34.948	135.6	16	1:58.628	22.272	36.364	24.926	35.066	204.4	73	2:01.065	22.688	36.671	25.616	36.090	204.0	80	2:01.065	22.688	36.671	25.616	36.090	204.0
8	2:02.007	23.093	37.602	26.097	35.215	201.7	17	2:00.532	21.886	36.311	25.215	37.120	208.3	81	2:01.065	22.688	36.671	25.616	36.090	204.0	88	2:01.065	22.688	36.671	25.616	36.090	204.0
9	2:00.581	22.954	36.595	25.833	35.199	198.4	18	2:00.532	21.886	36.311	25.215	37.120	208.3	89	2:01.065	22.688	36.671	25.616	36.090	204.0	96	2:01.065	22.688	36.671	25.616	36.090	204.0
10	1:59.799	22.390	36.070	25.699	35.640	198.8	19	2:03.399	22.646	35.984	25.067	39.702	201.7	97	2:01.065	22.688	36.671	25.616	36.090	204.0	104	2:01.065	22.688	36.671	25.616	36.090	204.0
11	2:07.782	22.549	37.190	27.466	40.577	204.0	20	2:14.497	22.184	37.249	27.421	47.643	205.5	105	2:01.065	22.688	36.671	25.616	36.090	204.0	112	2:01.065	22.688	36.671	25.616	36.090	204.0
12	2:10.113	27.497	41.675	25.393	35.548	197.3	21	2:01.111	22.706	38.107	25.093	35.205	198.8	106	2:01.065	22.688	36.671	25.616	36.090	204.0	119	2:01.065	22.688	36.671	25.616	36.090	204.0
13	2:21.336	22.756	43.340	32.000	43.240	195.2	22	2:01.111	22.706	38.107	25.093	35.205	198.8	107	2:01.065	22.688	36.671	25.616	36.090	204.0	126	2:01.065	22.688	36.671	25.616	36.090	204.0
14	2:20.479	22.858	42.602	26.048	48.971	194.8	23	2:01.111	22.706	38.107	25.093	35.205	198.8	108	2:01.065	22.688	36.671	25.616	36.090	204.0	135	2:01.065	22.688	36.671	25.616	36.090	204.0
76 Gonçalo DIAS POR																											
VRC TEAM KAWASAKI																											
1	2:56.937	1:13.523	37.592	25.762	40.060	147.7	24	2:03.399	22.646	35.984	25.067	39.702	201.7	136	2:01.065	22.688	36.671	25.616	36.090	204.0	144	2:01.065	22.688	36.671	25.616	36.090	204.0
2	2:00.971	23.047	37.334	25.367	35.223	203.6	25	2:03.399	22.646	35.984	25.067	39.702	201.7	145	2:01.065	22.688	36.671	25.616	36.090	204.0	152	2:01.065	22.688	36.671	25.616	36.090	204.0
3	1:59.247	22.723	36.318	25.205	35.001	195.5	26	2:03.399	22.646	35.984	25.067	39.702	201.7	146	2:01.065	22.688	36.671	25.616	36.090	204.0	160	2:01.065	22.688	36.671	25.616	36.090	204.0
4	1:58.674	22.603	36.503	25.038	34.530	197.7	27	2:03.399	22.646	35.984	25.067	39.702	201.7	147	2:01.065	22.688	36.671	25.616	36.090	204.0	168	2:01.065	22.688	36.671	25.616	36.090	204.0
5	2:00.046	22.471	37.270	25.225	35.080	200.6	28	2:03.399	22.646	35.984	25.067	39.702	201.7	148	2:01.065	22.688	36.671	25.616	36.090	204.0	176	2:01.065	22.688	36.671	25.616	36.090	204.0
6	2:14.030	22.576	37.680	26.956	46.818	195.9	29	2:03.399	22.646	35.984	25.067	39.702	201.7	149	2:01.065	22.688	36.671	25.616	36.090	204.0	184	2:01.065	22.688	36.671	25.616	36.090	204.0
7	9:45.009	8:05.006	38.426	25.814	35.763	144.4	30	2:03.399	22.646	35.984	25.067	39.702	201.7	150	2:01.065	22.688	36.671	25.616	36.090	204.0	192	2:01.065	22.688	36.671	25.616	36.090	204.0
8	2:01.239	22.851	36.644	25.640	36.104	199.5	31	2:03.399	22.646	35.984	25.067	39.702	201.7	151	2:01.065	22.688	36.671	25.616	36.090	204.0	200	2:01.065	22.688	36.671	25.616	36.090	204.0
9	2:05.854	23.019	41.281	26.127	35.427	194.5	32	2:03.399	22.646	35.984	25.067	39.702	201.7	152	2:01.065	22.688	36.671	25.616	36.090	204.0	208	2:01.065	22.688	36.671	25.616	36.090	204.0
10	2:01.842	22.833	38.608	25.538	34.863	194.5	33	2:03.399	22.646	35.984	25.067	39.702	201.7	153	2:01.065	22.688	36.671	25.616	36.090	204.0	216	2:01.065	22.688	36.671	25.616	36.090	204.0
11	2:04.330	22.395	37.232	26.806	37.897	202.8	34	2:03.399	22.646	35.984	25.067	39.702	201.7	154	2:01.065	22.688	36.671	25.616	36.090	204.0	224	2:01.065	22.688	36.671	25.616	36.090	204.0
12	2:01.087	22.838	36.866	25.803	35.580	193.5	35	2:03.399	22.646	35.984	25.067	39.702	201.7	155	2:01.065	22.688	36.671	25.616	36.090	204.0	232	2:01.065	22.688	36.671	25.616	36.090	204.0
13	2:07.380	22.502	37.663	27.968	39.247	200.2	36	2:03.399	22.646	35.984	25.067	39.702	201.7	156	2:01.065	22.688	36.671	25.616	36.090	204.0	240	2:01.065	22.688	36.671	25.616	36.090	204.0
79 Tomas ALONSO POR																											
QUARESMA RACING TEAM KAWASAKI																											
1	3:07.012	1:21.303	37.122	25.200	43.387	153.1	37	2:03.399	22.646	35.984	25.067	39.702	201.7	157	2:01.065	22.688	36.671	25.616	36.090	204.0	248	2:01.065	22.688	36.671	25.616	36.090	204.0
2	2:01.587	22.464	36.326	24.937	37.860	201.7	38	2:03.399	22.646	35.984	25.067	39.702	201.7	158	2:01.065	22.688	36.671	25.616	36.090	204.0	256	2:01.065	22.688	36.671	25.616	36.090	204.0
3	1:57.317	21.876	35.932	24.711	34.798	211.1	39	2:03.399	22.646	35.984	25.067	39.702	201.7	159	2:01.065	22.688	36.671	25.616	36.090	204.0	264	2:01.065	22.688	36.671	25.616	36.090	204.0
4	2:00.356	21.880	35.812	24.992	37.672	205.9	40	2:03.399	22.646	35.984	25.067	39.702	201.7	160	2:01.065	22.688	36.671	25.616	36.090	204.0	272	2:01.065	22.688	36.671	25.616	36.090	204.0
5	2:09.235	21.901	37.463	24.948	44.923	203.2	41	2:03.399	22.646	35.984	25.067	39.702	201.7	161	2:01.065	22.688	36.671	25.616	36.090	204.0	280	2:01.065	22.688	36.671	25.616	36.090	204.0
6	3:32.870	1:50.033	37.627	26.098	39.112	60.0	42	2:03.399	22.646	35.984	25.067	39.702	201.7	162	2:01.065	22.688	36.671	25.616	36.090	204.0	288	2:01.065	22.688	36.671	25.616	36.090	204.0
7	2:11.010	22.982	37.378	25.441	45.209	204.0	43	2:03.399	22.646	35.984	25.067	39.702	201.7	163	2:01.065	22.688	36.671	25.616	36.090	204.0	296	2:01.065	22.688	36.671	25.616	36.090	204.0
8	1:58.693	22.236	36.293	25.209	34.955	201.7	44	2:03.399	22.646	35.984	25.067	39.702	201.7	164	2:01.065	22.688	36.671	25.616	36.090	204.0	304	2:01.065	22.688	36.671	25.616	36.090	204.0
9	2:07.913	22.490	37.365	25.235	42.823	199.5	45	2:03.399	22.646	35.984	25.067	39.702	201.7	165	2:01.065	22.688	36.671	25.616	36.090	204.0	312	2:01.065	22.688	36.671	25.616	36.090	204.0
80 Cameron RENDE AUS																											
MOTAP RACING TEAM KAWASAKI																											
1	2:48.946	1:08.936	38.735	25.550	35.725	132.1	46	2:03.399	22.646	35.984	25.067	39.702	201.7	166	2:01.065	22.688	36.671	25.616	36.090	204.0	320	2:01.065	22.688	36.671	25.616	36.090	204.0
2	2:00.494	22.842	36.622	25.399	35.631	200.6	47																				



SS 300/Cam.Iberoamericano

RFME ESBK 2023

Entrenamiento Libre 2

Sector Analysis

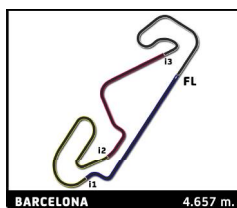
Lap	Time	Sector 1	Sector 2	Sector 3	Sector 4	T.Sp
10	2:11.610 B	22.738	37.518	27.079	44.275	200.6
11	2:58.270	1:19.312	37.231	25.913	35.814	150.2
12	1:59.998	22.504	37.014	25.418	35.062	206.7
13	1:59.960	22.476	36.563	25.280	35.641	201.3
14	2:00.894	22.860	36.981	25.757	35.296	198.4
15	2:01.189	22.782	37.354	25.653	35.400	199.9

89 Daniel MOGEDA ESP
 MOTAP RACING TEAM KAWASAKI

Lap	Time	Sector 1	Sector 2	Sector 3	Sector 4	T.Sp
1	3:01.502	1:15.805	37.212	26.052	42.433	142.5
2	2:01.672	22.882	39.462	24.747	34.581	199.1
3	1:56.159	22.037	35.298	24.455	34.369	200.2
4	1:55.926	22.029	35.372	24.377	34.148	199.9
5	1:57.568	22.203	36.495	24.515	34.355	208.7
6	1:57.428	22.071	35.280	24.445	35.632	198.8
7	1:55.754	21.685	35.337	24.494	34.238	208.7
8	2:21.257 B	23.109	41.621	26.532	49.995	194.8
9	4:02.867	2:27.725	36.290	24.639	34.213	155.3
10	1:58.660	21.885	37.074	24.627	35.074	206.3
11	2:17.691 B	21.974	37.056	29.770	48.891	211.1
12	2:30.544	55.638	35.909	24.566	34.431	156.2
13	1:56.294	22.131	35.444	24.531	34.188	197.0
14	1:56.080	22.018	35.374	24.384	34.304	199.5
15	1:55.907	21.994	35.363	24.489	34.061	199.9
16	1:57.464	22.253	36.223	24.613	34.375	199.5

92 Joel AZNAR ESP
 ILUSION TEAM KAWASAKI

Lap	Time	Sector 1	Sector 2	Sector 3	Sector 4	T.Sp
1	2:51.315	1:09.690	38.354	26.271	37.000	151.2
2	2:01.323	22.990	36.941	25.480	35.912	199.9
3	2:01.892	23.092	36.947	25.357	36.496	202.8
4	2:00.305	22.738	36.835	25.171	35.561	200.2
5	2:12.303 B	22.946	39.556	25.483	44.318	201.7
6	10:15.139	8:34.680	38.398	25.901	36.160	154.4
7	2:00.900	22.717	36.709	25.504	35.970	200.6
8	2:08.299	22.748	38.403	26.443	40.705	199.9
9	2:01.991	23.071	37.177	25.654	36.089	196.2
10	2:13.304	23.038	41.081	27.698	41.487	196.2
11	2:03.120	23.079	37.220	26.933	35.888	195.5
12	2:00.671	22.439	36.688	25.580	35.964	204.4
13	2:00.783	22.945	36.588	25.438	35.812	197.0



SS 300/Cam.Iberoamericano

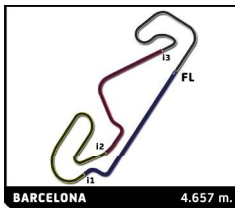
RFME ESBK 2023

Entrenamiento Libre 2

Slow Sector Analysis

Personal Best Session Best B Crossing the pit lane

Lap	Time	Sector 1	Sector 2	Sector 3	Sector 4	Elapsed	Lap	Time	Sector 1	Sector 2	Sector 3	Sector 4	Elapsed
2 Natalia RIVERA ESP							I+DENT JUNIOR RACING TEAM YAMAHA						
1	2:42.129	1:00.377	39.422	26.259	36.071	2:42.129	2	2:03.590	23.275	37.875	25.839	36.601	5:00.270
2	2:01.434	22.992	36.846	25.590	36.006	4:43.563	3	2:03.256	23.151	37.571	25.773	36.761	7:03.526
3	2:00.234	22.409	36.629	25.802	35.394	6:43.797	4	2:02.489	22.721	37.668	25.528	36.572	9:06.015
4	2:06.090	26.212	38.877	25.599	35.402	8:49.887	5	2:01.928	22.965	37.332	25.501	36.130	11:07.943
5	1:59.158	22.817	36.210	25.154	34.977	10:49.045	6	2:02.626	23.301	37.323	25.580	36.422	13:10.569
6	2:15.014	B 23.096	36.666	25.392	49.860	13:04.059	7	2:02.946	23.194	37.757	25.843	36.152	15:13.515
7	3:48.285	2:03.591	39.824	26.441	38.429	16:52.344	8	2:18.525	B 23.403	38.589	25.928	50.605	17:32.040
8	2:01.027	23.505	36.672	25.429	35.421	18:53.371	9	5:26.058	3:44.840	38.642	26.001	36.575	22:58.098
9	2:01.448	23.569	36.928	25.661	35.290	20:54.819	10	2:03.719	23.020	38.435	25.869	36.395	25:01.817
10	2:00.316	23.070	36.513	25.535	35.198	22:55.135	11	2:02.787	23.195	37.456	25.821	36.315	27:04.604
11	2:06.250	22.462	36.946	25.873	40.969	25:01.385	12	2:02.421	22.721	37.604	25.720	36.376	29:07.025
12	2:10.638	B 23.788	36.589	25.417	44.844	27:12.023	13	2:02.848	23.090	37.582	25.776	36.400	31:09.873
13	2:47.155	1:09.305	36.756	25.500	35.594	29:59.178	14	2:02.115	22.935	37.427	25.675	36.078	33:11.988
14	2:00.065	23.204	36.220	25.427	35.214	31:59.243	15	2:02.280	22.940	37.365	25.497	36.478	35:14.268
15	1:59.141	22.634	36.051	25.349	35.107	33:58.384							
16	1:58.198	22.513	35.643	24.962	35.080	35:56.582							
7 Guerau SIMO ESP							I+DENT JUNIOR RACING TEAM YAMAHA						
1	2:41.585	59.538	39.258	26.596	36.193	2:41.585							
2	2:01.050	23.179	36.932	25.449	35.490	4:42.635							
3	2:00.703	22.944	36.816	25.645	35.298	6:43.338							
4	1:59.997	22.621	36.621	25.399	35.356	8:43.335							
5	2:13.728	B 23.374	37.957	25.949	46.448	10:57.063							
6	5:56.222	4:15.069	38.207	25.800	37.146	16:53.285							
7	2:00.846	23.313	36.793	25.141	35.599	18:54.131							
8	2:01.942	23.491	37.215	25.515	35.721	20:56.073							
9	1:59.771	22.840	36.548	25.414	34.969	22:55.844							
10	2:00.743	22.615	36.649	25.667	35.812	24:56.587							
11	2:02.494	22.888	36.782	25.593	37.231	26:59.081							
12	2:00.444	22.824	36.686	25.551	35.383	28:59.525							
13	2:23.227	B 24.690	40.114	26.361	52.062	31:22.752							
14	2:27.931	48.542	38.437	25.549	35.403	33:50.683							
15	2:00.860	22.545	36.648	25.964	35.703	35:51.543							
9 Isis CARREÑO CHL							TEAM GP3 AD11 BY FIMLA KAWASAKI						
1	3:03.385	1:18.583	37.978	25.703	41.121	3:03.385							
2	2:01.735	24.330	36.839	25.350	35.216	5:05.120							
3	1:59.178	22.253	36.419	25.080	35.426	7:04.298							
4	2:12.730	B 22.317	36.460	25.635	48.318	9:17.028							
5	7:41.237	5:54.127	40.582	26.355	40.173	16:58.265							
6	2:03.920	22.940	37.388	26.244	37.348	19:02.185							
7	2:00.073	22.416	36.571	25.369	35.717	21:02.258							
8	2:00.551	22.833	36.600	25.330	35.788	23:02.809							
9	2:21.729	B 23.161	41.355	28.124	49.089	25:24.538							
10	2:49.828	1:09.302	39.409	25.617	35.500	28:14.366							
11	1:59.913	22.707	36.787	25.115	35.304	30:14.279							
12	2:00.306	22.503	36.783	25.290	35.730	32:14.585							
13	2:16.885	B 22.702	37.641	26.639	49.903	34:31.470							
10 Gonçalo RIVEIRO POR							VRC TEAM KAWASAKI						
1	2:56.680	1:14.124	38.604	26.523	37.429	2:56.680							
11 Delbosc D'JEFFERSON FRA							KAWASAKI						
1	2:51.399	1:10.563	37.638	26.340	36.858	2:51.399							
2	2:00.886	22.562	36.921	25.647	35.756	4:52.285							
3	2:00.970	23.187	36.827	25.564	35.392	6:53.255							
4	2:00.021	22.708	36.517	25.368	35.428	8:53.276							
5	2:00.531	22.680	36.665	25.723	35.463	10:53.807							
6	2:00.710	22.726	36.530	25.867	35.587	12:54.517							
7	2:30.437	B 28.442	44.222	28.379	49.394	15:24.954							
8	3:28.346	1:48.523	37.812	26.137	35.874	18:53.300							
9	2:02.156	23.810	37.492	25.218	35.636	20:55.456							
10	2:00.072	22.764	36.710	25.357	35.241	22:55.528							
11	2:00.477	22.594	36.745	25.273	35.865	24:56.005							
12	2:02.811	22.834	37.165	25.679	37.133	26:58.816							
13	2:02.405	23.437	36.987	25.808	36.173	29:01.221							
14	2:21.962	B 23.151	39.212	27.177	52.422	31:23.183							
13 Joao H. PETRAZZO BRA							TEAM GP3 AD11 BY FIMLA KAWASAKI						
1	2:36.657	52.900	40.645	26.224	36.888	2:36.657							
2	2:03.404	23.584	37.506	25.814	36.500	4:40.061							
3	2:03.188	23.483	37.481	25.972	36.252	6:43.249							
4	2:02.252	23.011	37.425	25.708	36.108	8:45.501							
5	2:02.364	23.243	36.930	25.568	36.623	10:47.865							
6	2:01.740	23.320	36.809	25.644	35.967	12:49.605							
7	2:01.804	23.108	37.128	25.683	35.885	14:51.409							
8	2:07.741	23.106	37.934	26.471	40.230	16:59.150							
9	2:16.726	B 23.259	37.304	25.947	50.216	19:15.876							
10	3:32.551	1:49.345	39.506	26.693	37.007	22:48.427							
11	2:09.921	23.769	38.439	27.811	39.902	24:58.348							
12	2:14.960	B 23.199	38.485	26.676	46.600	27:13.308							
13	4:37.889	2:54.177	40.759	26.381	36.572	31:51.197							
14	2:02.464	23.136	37.238	25.862	36.228	33:53.661							
15	2:02.863	23.176	37.395	25.717	36.575	35:56.524							
14 Kevin FONTAINHA BRA							YAMAHA MS RACING YAMAHA						
1	3:08.392	1:09.302	40.416	30.292	48.382	3:08.392							
2	1:59.199	22.488	36.516	25.115	35.080	5:07.591							
3	1:58.218	22.519	36.012	24.881	34.806	7:05.809							
4	2:07.376	22.256	36.009	29.646	39.465	9:13.185							
5	2:18.426	B 25.003	40.488	26.762	46.173	11:31.611							



SS 300/Cam.Iberoamericano

RFME ESBK 2023 Entrenamiento Libre 2

Slow Sector Analysis

■ Personal Best ■ Session Best B Crossing the pit lane

Lap	Time	Sector 1	Sector 2	Sector 3	Sector 4	Elapsed	Lap	Time	Sector 1	Sector 2	Sector 3	Sector 4	Elapsed
6	9:33.996	7:56.715	36.760	24.906	35.615	21:05.607	2	1:57.471	22.000	35.790	24.869	34.812	5:07.554
7	2:06.318	22.094	36.203	28.653	39.368	23:11.925	3	1:56.999	22.244	35.384	24.663	34.708	7:04.553
8	2:16.717 B	22.031	37.766	28.433	48.487	25:28.642	4	2:22.394 B	21.702	35.858	27.564	57.270	9:26.947
9	2:41.078	59.192	36.805	25.245	39.836	28:09.720	5	7:36.296	5:43.172	41.518	26.250	45.356	17:03.243
10	2:07.114	22.817	42.738	26.227	35.332	30:16.834	6	1:57.640	21.996	35.757	24.901	34.986	19:00.883
11	1:57.961	22.472	35.938	24.794	34.757	32:14.795	7	2:10.015	22.662	42.572	25.212	39.569	21:10.898
12	1:58.970	22.072	35.886	26.016	34.996	34:13.765	8	1:56.991	22.187	35.483	24.655	34.666	23:07.889
13	1:58.119	22.306	35.896	25.050	34.867	36:11.884	9	2:24.936 B	22.195	38.027	29.971	54.743	25:32.825

15 Sara VARON COL
MOTAP RACING TEAM KAWASAKI

1	2:54.315	1:08.669	40.079	26.879	38.688	2:54.315
2	2:54.273 B	24.279	1:00.385	37.272	52.337	5:48.588
3	4:59.252	3:15.614	39.370	27.074	37.194	10:47.840
4	2:04.316	24.118	37.576	25.766	36.856	12:52.156
5	2:03.983	23.631	37.462	26.099	36.791	14:56.139
6	2:04.339	23.452	37.858	26.124	36.905	17:00.478
7	2:02.456	23.005	37.507	25.686	36.258	19:02.934
8	2:02.365	22.877	37.613	25.731	36.144	21:05.299
9	2:02.629	23.760	37.024	25.881	35.964	23:07.928
10	2:17.311 B	23.205	38.692	27.320	48.094	25:25.239
11	5:02.696	3:19.135	39.893	26.725	36.943	30:27.935
12	2:04.093	23.484	37.746	26.164	36.699	32:32.028
13	2:03.934	23.203	37.802	26.214	36.715	34:35.962
14	2:03.581	23.254	37.664	25.939	36.724	36:39.543

18 Ivan MUÑOZ ESP
DEZA - BOX 77 RACING TEAM KAWASAKI

1	3:04.047	1:24.739	37.491	25.560	36.257	3:04.047
2	2:00.651	22.718	36.368	25.202	36.363	5:04.698
3	1:58.845	22.429	36.258	24.982	35.176	7:03.543
4	2:00.090	22.172	36.362	26.190	35.366	9:03.633
5	2:17.410 B	23.492	39.691	26.526	47.701	11:21.043
6	3:26.399	1:48.709	37.096	25.245	35.349	14:47.442
7	2:13.433 B	23.605	37.539	25.286	47.003	17:00.875
8	2:18.144	39.784	37.186	25.518	35.656	19:19.019
9	2:01.475	23.137	36.603	25.259	36.476	21:20.494
10	2:47.423 B			33.859	56.371	24:07.917
11	5:06.480	3:27.490	37.843	25.398	35.749	29:14.397
12	2:05.532	26.627	38.250	25.405	35.250	31:19.929
13	2:00.484	22.916	36.711	25.464	35.393	33:20.413
14	2:00.334	22.921	36.670	25.343	35.400	35:20.747

21 Rafael DA SILVA BRA
KAWASAKI PL RACING JUNIOR TEAM KAWASAKI

1	2:48.412	1:06.435	39.609	26.143	36.225	2:48.412
2	2:01.215	22.893	36.956	25.603	35.763	4:49.627
3	2:00.400	22.400	36.682	25.557	35.761	6:50.027
4	2:00.589	22.929	36.695	25.301	35.664	8:50.616
5	2:58.682 B	22.753	1:07.816	33.838	54.275	11:49.298
6	20:10.431	...	37.214	25.822	35.595	31:59.729
7	2:01.399	22.478	36.996	25.988	35.937	34:01.128
8	2:00.132	22.601	36.397	25.481	35.653	36:01.260

22 Marc GARCIA ESP
CHINA RACING TEAM KOVE

1	3:10.083	1:19.951	36.391	24.979	48.762	3:10.083
---	----------	----------	--------	--------	--------	----------

23 Jordi RAPOSEIRAS AND
ALMA RACING KAWASAKI

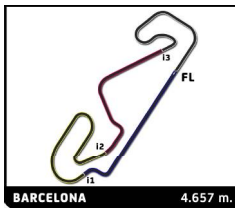
1	2:35.198	53.709	38.899	26.153	36.437	2:35.198
2	2:02.634	23.428	37.274	25.707	36.225	4:37.832
3	2:02.124	23.234	37.139	25.638	36.113	6:39.956
4	2:19.024 B	23.216	42.896	26.348	46.564	8:58.980
5	4:42.286	3:00.233	39.516	26.051	36.486	13:41.266
6	2:01.980	22.933	37.124	25.798	36.125	15:43.246
7	2:01.722	23.406	36.969	25.638	35.709	17:44.968
8	2:01.074	22.821	36.885	25.621	35.747	19:46.042
9	2:17.839 B	23.176	37.465	28.143	49.055	22:03.881

24 Michel AGAZZI ITA
TEAM RACESTAR YAMAHA

1	2:54.316	1:13.576	38.545	25.881	36.314	2:54.316
2	1:58.995	22.947	36.090	24.806	35.152	4:53.311
3	1:57.805	22.393	36.129	24.684	34.599	6:51.116
4	1:57.697	22.316	35.747	25.095	34.539	8:48.813
5	2:08.997 B	22.540	35.867	25.169	45.421	10:57.810
6	6:01.496	4:16.012	38.185	25.632	41.667	16:59.306
7	2:02.288	22.659	38.047	26.434	35.148	19:01.594
8	2:04.825	22.346	36.146	27.539	38.794	21:06.419
9	1:57.688	22.056	35.579	25.208	34.845	23:04.107
10	2:09.828 B	22.541	36.964	25.478	44.845	25:13.935
11	3:09.080	1:32.184	36.018	25.701	35.177	28:23.015
12	2:06.015	22.497	38.169	29.444	35.905	30:29.030
13	1:57.692	22.515	35.960	24.815	34.402	32:26.722
14	1:57.638	21.992	35.829	24.989	34.828	34:24.360
15	1:59.616	22.331	35.500	25.119	36.666	36:23.976

26 Daniel OCETE ESP
I+DENT JUNIOR RACING TEAM YAMAHA

1	2:33.688	53.412	38.914	26.067	35.295	2:33.688
2	1:59.522	23.212	36.098	25.263	34.949	4:33.210
3	1:58.877	22.904	36.006	25.179	34.788	6:32.087
4	1:58.524	22.873	35.970	25.031	34.650	8:30.611
5	2:15.690 B	28.575	38.572	25.804	42.739	10:46.301
6	6:13.242	4:25.189	37.642	25.467	44.944	16:59.543
7	1:58.569	22.447	36.527	24.941	34.654	18:58.112
8	1:58.087	22.644	35.993	24.956	34.494	20:56.199
9	1:58.093	22.247	35.789	25.125	34.932	22:54.292
10	2:07.565	25.917	39.853	25.496	36.299	25:01.857
11	2:04.057	22.343	36.564	25.883	39.267	27:05.914



SS 300/Cam.Iberoamericano

RFME ESBK 2023 Entrenamiento Libre 2

Slow Sector Analysis

■ Personal Best ■ Session Best B Crossing the pit lane

Lap	Time	Sector 1	Sector 2	Sector 3	Sector 4	Elapsed	Lap	Time	Sector 1	Sector 2	Sector 3	Sector 4	Elapsed
12	1:57.936	22.572	36.003	24.837	34.524	29:03.850	1	2:54.295	1:13.473	38.511	25.690	36.621	2:54.295
13	2:08.556	22.471	37.525	26.341	42.219	31:12.406	2	1:58.648	22.887	35.938	24.835	34.988	4:52.943
14	1:57.808	22.307	35.722	25.220	34.559	33:10.214	3	1:57.938	22.113	35.949	24.941	34.935	6:50.881
15	2:07.275	22.399	38.595	26.608	39.673	35:17.489	4	1:59.951	22.899	36.322	25.378	35.352	8:50.832

32 **Rodrigo VALENTE**

1	2:56.702	1:11.292	37.542	25.554	42.314	2:56.702
2	1:59.882	22.526	36.496	25.253	35.607	4:56.584
3	1:59.274	22.360	36.207	25.338	35.369	6:55.858
4	1:58.064	22.198	35.761	24.931	35.174	8:53.922
5	2:12.935	26.049	37.366	25.079	44.441	11:06.857
6	10:14.406	8:36.606	37.345	25.096	35.359	21:21.263
7	1:59.270	22.383	36.625	25.033	35.229	23:20.533
8	2:12.498	22.112	37.395	25.257	47.734	25:33.031
9	2:28.349	48.130	39.734	25.132	35.353	28:01.380
10	1:58.247	22.332	35.824	24.854	35.237	29:59.627
11	1:58.115	22.124	35.891	25.092	35.008	31:57.742
12	1:58.184	22.179	36.050	25.004	34.951	33:55.926
13	1:58.058	22.028	35.906	24.996	35.128	35:53.984

33 **Gonzalo SANCHEZ** ESP
ARCO MOTOR UNIVERSITY TEAM YAMAHA

1	3:02.084	1:15.273	37.652	25.462	43.697	3:02.084
2	2:45.747	22.132	1:11.468	27.813	44.334	5:47.831
3	9:00.111	7:16.685	37.802	27.961	37.663	14:47.942
4	2:14.891	23.305	41.501	25.987	44.098	17:02.833

35 **Varis FLEMING** AUS
MOTAP RACING TEAM KAWASAKI

1	2:48.091	1:06.307	39.477	26.143	36.164	2:48.091
2	2:00.491	22.962	36.739	25.280	35.510	4:48.582
3	2:08.807	22.705	36.637	26.690	42.775	6:57.389
4	3:50.502	2:05.485	39.029	26.507	39.481	10:47.891
5	2:00.070	22.978	36.423	25.357	35.312	12:47.961
6	1:59.700	22.923	36.308	25.215	35.254	14:47.661
7	2:06.137	22.868	39.721	25.487	38.061	16:53.798
8	1:59.741	22.660	36.602	25.087	35.392	18:53.539
9	2:00.763	23.149	36.904	25.411	35.299	20:54.302

39 **Enzo VALENTIN** BRA
YAMAHA MS RACING YAMAHA

1	3:05.897	1:08.706	37.381	32.473	47.337	3:05.897
2	1:58.976	22.412	36.150	24.834	35.580	5:04.873
3	1:57.225	21.889	35.812	24.571	34.953	7:02.098
4	2:29.390	22.286	41.284	24.631	1:01.189	9:31.488
5	11:33.968	9:56.621	36.622	24.816	35.909	21:05.456
6	2:06.237	22.145	40.268	24.802	39.022	23:11.693
7	2:18.153	22.138	37.084	28.360	50.571	25:29.846
8	2:31.814	54.426	36.721	25.150	35.517	28:01.660
9	2:03.011	22.212	36.029	24.629	40.141	30:04.671
10	1:58.429	22.418	36.131	24.858	35.022	32:03.100
11	1:58.079	22.347	36.053	24.821	34.858	34:01.179
12	1:58.595	22.206	35.979	25.274	35.136	35:59.774

40 **Emanuele CAZZANIGA** ITA
RACE STAR YAMAHA

5	1:57.789	22.151	35.692	24.795	35.151	10:48.621
6	2:10.281	22.888	35.977	25.562	45.854	12:58.902
7	3:58.488	2:14.071	38.923	26.425	39.069	16:57.390
8	2:04.118	23.323	40.030	25.676	35.089	19:01.508
9	2:01.130	22.321	36.579	25.874	36.356	21:02.638
10	1:57.726	22.194	35.913	24.858	34.761	23:00.364
11	2:02.160	22.481	38.402	25.258	36.019	25:02.524
12	2:03.544	22.432	38.957	25.583	36.572	27:06.068
13	1:57.410	22.181	35.709	24.911	34.609	29:03.478
14	2:08.432	22.303	39.356	28.407	38.366	31:11.910
15	1:57.313	22.405	35.510	24.799	34.599	33:09.223
16	2:07.962	22.750	38.820	27.995	38.397	35:17.185

41 **Ioannis PERISTERAS** GRE
ARCO MOTOR UNIVERSITY TEAM YAMAHA

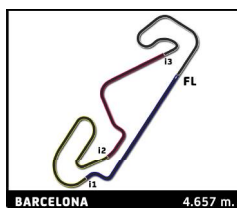
1	2:54.695	1:14.548	37.686	25.605	36.856	2:54.695
2	1:58.060	21.925	36.022	24.913	35.200	4:52.755
3	1:58.338	22.353	36.317	24.853	34.815	6:51.093
4	1:58.137	21.996	36.251	25.059	34.831	8:49.230
5	2:07.331	26.150	39.151	24.743	37.287	10:56.561
6	2:16.142	22.381	37.891	26.602	49.268	13:12.703
7	3:51.293	1:48.161	41.739	32.401	48.992	17:03.996

43 **Juan F. RISUEÑO** ESP
RISUEÑO RACING KAWASAKI

1	2:41.537	1:01.480	38.518	25.782	35.757	2:41.537
2	2:00.479	22.969	36.610	25.296	35.604	4:42.016
3	1:59.971	22.826	36.364	25.353	35.428	6:41.987
4	2:13.052	22.908	36.922	25.496	47.726	8:55.039
5	6:50.745	5:11.110	37.254	25.426	36.955	15:45.784
6	1:58.773	22.649	35.982	24.876	35.266	17:44.557
7	1:58.862	22.699	36.082	25.018	35.063	19:43.419
8	1:58.816	22.580	36.168	24.961	35.107	21:42.235
9	2:44.999	25.872	47.574	37.823	53.730	24:27.234
10	2:08.032	23.886	43.052	25.604	35.490	26:35.266
11	1:58.741	22.606	36.197	24.911	35.027	28:34.007
12	1:59.551	22.651	36.269	25.209	35.422	30:33.558
13	2:14.167	25.292	38.959	25.900	44.016	32:47.725

47 **Antonio TORRES** ESP
DEZA - BOX 77 RACING TEAM KAWASAKI

1	3:08.070	1:29.759	36.671	25.209	36.431	3:08.070
2	2:00.187	22.914	36.714	25.775	34.784	5:08.257
3	1:58.114	22.433	35.975	24.832	34.874	7:06.371
4	1:58.214	22.138	35.787	25.245	35.044	9:04.585
5	1:58.068	22.436	35.987	25.013	34.632	11:02.653
6	1:57.643	22.597	35.637	24.866	34.543	13:00.296
7	2:16.538	24.646	37.458	25.196	49.238	15:16.834
8	7:18.996	5:38.115	39.724	25.950	35.207	22:35.830
9	1:57.981	22.712	35.766	24.899	34.604	24:33.811
10	1:57.919	22.490	35.847	25.059	34.523	26:31.730
11	1:59.461	23.407	36.084	25.102	34.868	28:31.191
12	1:57.569	22.489	35.605	24.958	34.517	30:28.760



SS 300/Cam.Iberoamericano

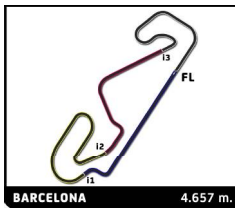
RFME ESBK 2023

Entrenamiento Libre 2

Slow Sector Analysis

■ Personal Best ■ Session Best B Crossing the pit lane

Lap	Time	Sector 1	Sector 2	Sector 3	Sector 4	Elapsed	Lap	Time	Sector 1	Sector 2	Sector 3	Sector 4	Elapsed	
13	1:57.356	22.298	35.707	24.735	34.616	32:26.116	61 Uriel HIDALGO DEZA BOXX 77 KAWASAKI	1	3:04.748	1:26.745	37.133	25.501	35.369	3:04.748
14	1:59.610	22.375	35.800	25.507	35.928	34:25.726		2	1:59.174	22.696	36.319	25.322	34.837	5:03.922
15	1:57.963	22.410	35.757	24.985	34.811	36:23.689		3	1:58.125	22.258	35.803	24.876	35.188	7:02.047
48 Martim A. EUGENIO TEAM MOTOCLUBE LOULÉ KAWASAKI							4	1:59.036	22.056	36.753	25.213	35.014	9:01.083	
1	2:40.082	57.417	39.140	26.805	36.720	2:40.082	5	2:10.964 B	22.484	36.071	25.202	47.207	11:12.047	
2	2:03.328	23.952	37.772	25.667	35.937	4:43.410	6	5:52.088	4:13.218	37.558	25.165	36.147	17:04.135	
3	2:01.617	23.110	37.018	25.633	35.856	6:45.027	7	1:59.241	22.302	36.199	25.386	35.354	19:03.376	
4	2:01.903	23.143		35.989	8:46.930		8	2:05.021	22.578	36.117	24.855	41.471	21:08.397	
5	2:01.733	23.214		35.937	10:48.663		9	1:58.041	22.235	35.731	25.452	34.623	23:06.438	
6	2:01.193	23.000	36.816	25.512	35.865	12:49.856	10	2:15.371 B	22.487	37.962	28.103	46.819	25:21.809	
7	2:03.725	22.620	38.751	26.150	36.204	14:53.581	11	2:52.089	1:15.793	36.297	24.985	35.014	28:13.898	
8	2:14.758 B	23.250	37.889	26.485	47.134	17:08.339	12	1:58.029	22.578	35.846	24.742	34.863	30:11.927	
9	4:06.095	2:25.011	38.435	26.183	36.466	21:14.434	13	1:58.185	22.259	36.187	24.875	34.864	32:10.112	
10	2:04.401	23.411	38.262	26.513	36.215	23:18.835	14	2:00.803	22.403	38.622	24.976	34.802	34:10.915	
11	2:15.058 B	23.136	38.573	26.007	47.342	25:33.893	15	1:58.429	22.051	36.050	25.050	35.278	36:09.344	
12	2:25.988	41.820	39.550	26.876	37.742	27:59.881								
13	2:04.046	23.213	37.079	25.683	38.071	30:03.927	62 Blai TRIAS ILUSION RACING KAWASAKI	1	3:02.490	1:10.212	37.601	26.493	48.184	3:02.490
14	2:02.333	23.109		36.219	32:06.260		2	1:58.800	22.306	36.395	25.042	35.057	5:01.290	
15	2:08.703	23.386	42.673	26.511	36.133	34:14.963	3	1:59.625	22.199	37.238	25.027	35.161	7:00.915	
16	2:03.700	23.294	37.809	25.957	36.640	36:18.663	4	2:12.533	22.485	38.715	27.098	44.235	9:13.448	
54 Micke E. MELTVEIT NOR KTM							5	2:17.263 B	25.495	38.607	25.412	47.749	11:30.711	
1	3:17.981	1:34.115	39.349	26.830	37.687	3:17.981	6	9:48.919	8:09.381	38.740	25.333	35.465	21:19.630	
2	2:05.318	23.603	38.345	26.393	36.977	5:23.299	7	1:59.346	22.596	36.472	25.156	35.122	23:18.976	
3	2:04.947	23.496	38.222	26.249	36.980	7:28.246	8	2:13.038 B	22.311	37.697	25.551	47.479	25:32.014	
4	2:04.676	23.457	38.186	26.226	36.807	9:32.922	9	2:39.088	48.892	39.900	27.917	42.379	28:11.102	
5	2:03.861	23.370	37.912	26.077	36.502	11:36.783	10	2:00.023	22.229	37.353	25.415	35.026	30:11.125	
6	2:04.148	23.506	37.842	26.139	36.661	13:40.931	11	1:58.892	22.780	36.065	25.038	35.009	32:10.017	
7	5:04.985 B	24.062	3:10.985	30.123	59.815	18:45.916	12	2:00.069	22.652	37.606	24.890	34.921	34:10.086	
8	4:28.488	2:27.970	39.691	42.417	38.410	23:14.404	13	1:59.899	22.190	36.161	25.250	36.298	36:09.985	
9	2:09.138	23.859	40.665	26.581	38.033	25:23.542								
10	2:05.531	23.606	38.292	26.723	36.910	27:29.073	71 Ivan BOLAÑO DEZA-BOX 77 RACING TEAM KAWASAKI	1	3:04.846	1:26.964	37.145	25.371	35.366	3:04.846
11	2:05.145	23.610	38.289	26.207	37.039	29:34.218	2	2:00.135	22.548	36.950	25.017	35.620	5:04.981	
12	2:04.734	23.429	38.110	26.278	36.917	31:38.952	3	1:58.034	22.004	36.075	24.870	35.085	7:03.015	
13	2:04.677	23.659	37.957	26.338	36.723	33:43.629	4	2:02.954	22.320	36.567	26.430	37.637	9:05.969	
14	2:03.958	23.358	37.870	26.037	36.693	35:47.587	5	2:06.696 B	22.604	36.316	25.132	42.644	11:12.665	
55 Unai CALATAYUD ARCO MOTOR UNIVERSITY TEAM YAMAHA							6	5:51.125	4:12.367	37.545	25.293	35.920	17:03.790	
1	3:01.895	1:15.147	37.686	25.479	43.583	3:01.895	7	1:59.897	22.518	36.100	25.008	36.271	19:03.687	
2	1:59.162	22.489	36.265	25.215	35.193	5:01.057	8	2:04.819	22.429	36.470	25.088	40.832	21:08.506	
3	2:01.015	22.548	37.576	25.513	35.378	7:02.072	9	1:59.451	22.465	36.345	25.063	35.578	23:07.957	
4	2:13.175	22.394	37.426	27.145	46.210	9:15.247	10	2:18.524 B	22.432	37.866	29.532	48.694	25:26.481	
5	2:16.697 B	22.506	37.908	26.103	50.180	11:31.944	11	2:48.102	1:11.341	36.470	24.922	35.369	28:14.583	
6	3:17.540	1:31.968	38.742	27.444	39.386	14:49.484	12	1:58.861	22.433	36.471	25.077	34.880	30:13.444	
7	2:13.605	22.711	39.813	26.804	44.277	17:03.089	13	1:58.571	22.468	36.227	24.883	34.993	32:12.015	
8	2:01.135	22.765	36.491	25.797	36.082	19:04.224	14	1:58.411	22.499	36.036	24.914	34.962	34:10.426	
9	2:02.101	22.260	36.150	25.161	38.530	21:06.325	15	1:58.384	22.120	36.164	24.885	35.215	36:08.810	
10	2:05.002	22.214	36.135	25.211	41.442	23:11.327	72 Guillermo FERNANDES YAMAHA MS RACING YAMAHA	1	3:03.974	1:09.860	38.054	26.265	49.795	3:03.974
11	2:26.063 B	22.960	37.917	30.519	54.667	25:37.390	2	2:01.738	22.802	37.490	25.654	35.792	5:05.712	
12	7:25.892	5:46.037	38.602	25.792	35.461	33:03.282								
13	1:59.463	22.817	36.233	25.293	35.120	35:02.745								



SS 300/Cam.Iberoamericano

RFME ESBK 2023

Entrenamiento Libre 2

Slow Sector Analysis

Personal Best

Session Best

B Crossing the pit lane

Lap	Time	Sector 1	Sector 2	Sector 3	Sector 4	Elapsed	Lap	Time	Sector 1	Sector 2	Sector 3	Sector 4	Elapsed
3	1:59.318	22.322	36.304	25.239	35.453	7:05.030	10	2:03.399	22.646	35.984	25.067	39.702	23:09.392
4	2:09.195	22.297	36.918	26.274	43.706	9:14.225	11	2:14.497 B	22.184	37.249	27.421	47.643	25:23.889
5	2:05.223	23.196	38.962	25.746	37.319	11:19.448	12	2:46.841	1:06.815	36.482	24.967	38.577	28:10.730
6	2:18.238 B	23.275	37.406	26.094	51.463	13:37.686	13	2:01.111	22.706	38.107	25.093	35.205	30:11.841
7	7:31.846	5:52.532	37.446	25.825	36.043	21:09.532	14	1:59.199	22.211	36.232	24.884	35.872	32:11.040
8	1:59.202	22.465	36.491	25.040	35.206	23:08.734	15	2:00.532	21.886	36.311	25.215	37.120	34:11.572
9	2:20.516 B	22.588	40.309	26.758	50.861	25:29.250	16	1:58.628	22.272	36.364	24.926	35.066	36:10.200
10	2:41.456	59.539	36.611	25.294	40.012	28:10.706							
11	2:00.853	23.360	36.809	25.382	35.302	30:11.559							
12	1:59.310	22.828	36.294	25.023	35.165	32:10.869							
13	1:59.835	22.371	37.459	25.039	34.966	34:10.704							
14	1:58.537	22.138	36.097	25.034	35.268	36:09.241							

73 Ryunosuke NAKAMURA		JPN				
MDR COMPETICIÓN		YAMAHA				
1	2:53.138	1:09.095	38.372	25.804	39.867	2:53.138
2	2:00.149	22.900	36.834	25.291	35.124	4:53.287
3	1:59.675	22.555	36.262	25.649	35.209	6:52.962
4	2:00.442	23.327	36.624	25.238	35.253	8:53.404
5	2:00.822	22.424	36.756	26.416	35.226	10:54.226
6	2:16.303 B	22.587	36.585	26.170	50.961	13:10.529
7	5:43.675	4:06.620	36.799	25.308	34.948	18:54.204
8	2:02.007	23.093	37.602	26.097	35.215	20:56.211
9	2:00.581	22.954	36.595	25.833	35.199	22:56.792
10	1:59.799	22.390	36.070	25.699	35.640	24:56.591
11	2:07.782	22.549	37.190	27.466	40.577	27:04.373
12	2:10.113	27.497	41.675	25.393	35.548	29:14.486
13	2:21.336	22.756	43.340	32.000	43.240	31:35.822
14	2:20.479 B	22.858	42.602	26.048	48.971	33:56.301

76 Gonçalo DIAS		POR				
VRC TEAM		KAWASAKI				
1	2:56.937	1:13.523	37.592	25.762	40.060	2:56.937
2	2:00.971	23.047	37.334	25.367	35.223	4:57.908
3	1:59.247	22.723	36.318	25.205	35.001	6:57.155
4	1:58.674	22.603	36.503	25.038	34.530	8:55.829
5	2:00.046	22.471	37.270	25.225	35.080	10:55.875
6	2:14.030 B	22.576	37.680	26.956	46.818	13:09.905
7	9:45.009	8:05.006	38.426	25.814	35.763	22:54.914
8	2:01.239	22.851	36.644	25.640	36.104	24:56.153
9	2:05.854	23.019	41.281	26.127	35.427	27:02.007
10	2:01.842	22.833	38.608	25.538	34.863	29:03.849
11	2:04.330	22.395	37.232	26.806	37.897	31:08.179
12	2:01.087	22.838	36.866	25.803	35.580	33:09.266
13	2:07.380	22.502	37.663	27.968	39.247	35:16.646

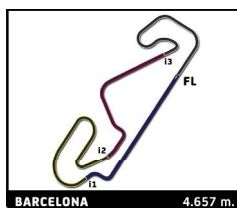
79 Tomas ALONSO		POR				
QUARESMA RACING TEAM		KAWASAKI				
1	3:07.012	1:21.303	37.122	25.200	43.387	3:07.012
2	2:01.587	22.464	36.326	24.937	37.860	5:08.599
3	1:57.317	21.876	35.932	24.711	34.798	7:05.916
4	2:00.356	21.880	35.812	24.992	37.672	9:06.272
5	2:09.235 B	21.901	37.463	24.948	44.923	11:15.507
6	3:32.870	1:50.033	37.627	26.098	39.112	14:48.377
7	2:11.010	22.982	37.378	25.441	45.209	16:59.387
8	1:58.693	22.236	36.293	25.209	34.955	18:58.080
9	2:07.913	22.490	37.365	25.235	42.823	21:05.993

80 Cameron RENDE		AUS				
MOTAP RACING TEAM		KAWASAKI				
1	2:48.946	1:08.936	38.735	25.550	35.725	2:48.946
2	2:00.494	22.842	36.622	25.399	35.631	4:49.440
3	2:20.161 B	25.737	39.196	29.311	45.917	7:09.601
4	5:42.866	3:55.454	39.726	30.375	37.311	12:52.467
5	2:17.514	22.718	37.473	29.404	47.919	15:09.981
6	3:10.298 B	1:01.140	47.608	29.654	51.896	18:20.279
7	7:14.293 B	5:14.734	40.007	28.454	51.098	25:34.572

83 Astrid H. MADRIGAL		MEX				
MOTAP RACING TEAM		KAWASAKI				
1	2:48.847	1:05.887	39.878	26.651	36.431	2:48.847
2	2:02.429	23.220	37.227	25.803	36.179	4:51.276
3	2:12.014 B	23.279	37.318	25.806	45.611	7:03.290
4	11:49.164	...	39.444	26.646	36.851	18:52.454
5	2:03.568	24.004	37.697	25.619	36.248	20:56.022
6	2:08.293	23.043	39.248	27.248	38.754	23:04.315
7	2:15.475 B	22.791	38.617	28.639	45.428	25:19.790
8	5:05.266	3:24.333	38.688	25.937	36.308	30:25.056
9	2:01.693	22.967	37.169	25.852	35.705	32:26.749
10	2:00.738	22.547	36.708	25.617	35.866	34:27.487
11	2:02.080	22.781	37.126	25.919	36.254	36:29.567

84 Julio GARCIA		ESP				
CHINA RACING TEAM		KOVE				
1	3:09.543	1:18.549	37.233	25.131	48.630	3:09.543
2	1:59.261	22.435	36.059	25.130	35.637	5:08.804
3	1:56.218	21.865	35.512	24.461	34.380	7:05.022
4	2:13.937	22.049	35.504	29.966	46.418	9:18.959
5	2:10.645 B	22.793	36.633	24.911	46.308	11:29.604
6	14:06.521 B	...	39.948	31.179	54.320	25:36.125
7	2:35.546	51.681	36.858	25.214	41.793	28:11.671
8	1:59.366	22.364	36.505	25.455	35.042	30:11.037
9	2:01.262	22.718	36.078	25.050	37.416	32:12.299
10	1:57.207	21.914	35.851	24.622	34.820	34:09.506
11	1:59.574	22.612	36.213	25.422	35.327	36:09.080

88 Tomas MARIN		COL				
DEZA-BOX 77 RACING TEAM		KAWASAKI				
1	3:03.148	1:22.517	37.471	25.866	37.294	3:03.148
2	2:02.460	23.042	37.366	25.598	36.454	5:05.608
3	2:01.065	22.688	36.671	25.616	36.090	7:06.673
4	2:00.788	22.388	36.606	25.569	36.225	9:07.461
5	2:00.640	22.851	36.773	25.448	35.568	11:08.101
6	2:12.047 B	22.935	37.084	25.693	46.335	13:20.148
7	5:43.188	4:04.689	37.180	25.683	35.636	19:03.336
8	2:00.858	23.028	36.779	25.442	35.609	21:04.194
9	2:00.702	22.899	36.580	25.869	35.354	23:04.896



SS 300/Cam.Iberoamericano

RFME ESBK 2023

Entrenamiento Libre 2

Slow Sector Analysis

■ Personal Best

■ Session Best

B Crossing the pit lane

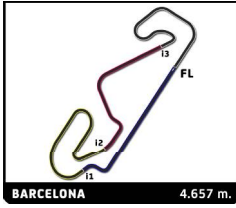
Lap	Time	Sector 1	Sector 2	Sector 3	Sector 4	Elapsed	Lap	Time	Sector 1	Sector 2	Sector 3	Sector 4	Elapsed
10	2:11.610	B	22.738	37.518	27.079	44.275	25:16.506						
11	2:58.270	1:19.312	37.231	25.913	35.814	28:14.776							
12	1:59.998	22.504	37.014	25.418	35.062	30:14.774							
13	1:59.960	22.476	36.563	25.280	35.641	32:14.734							
14	2:00.894	22.860	36.981	25.757	35.296	34:15.628							
15	2:01.189	22.782	37.354	25.653	35.400	36:16.817							

89 Daniel MOGEDA ESP
MOTAP RACING TEAM KAWASAKI

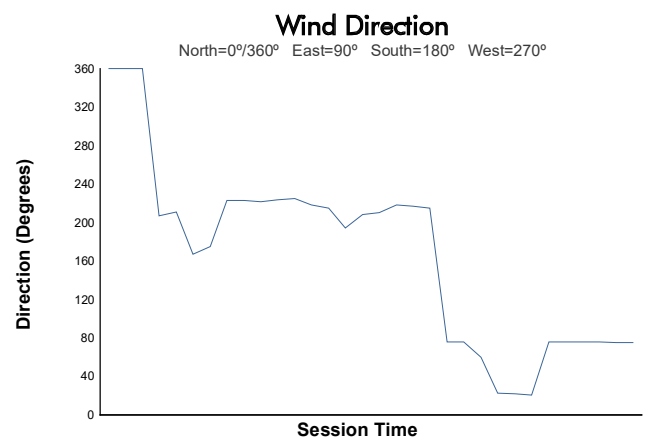
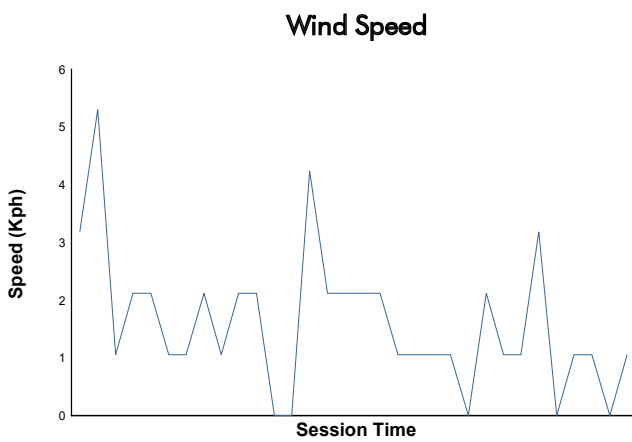
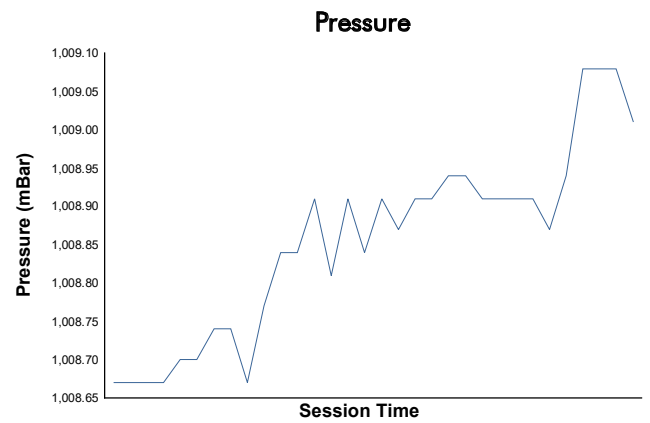
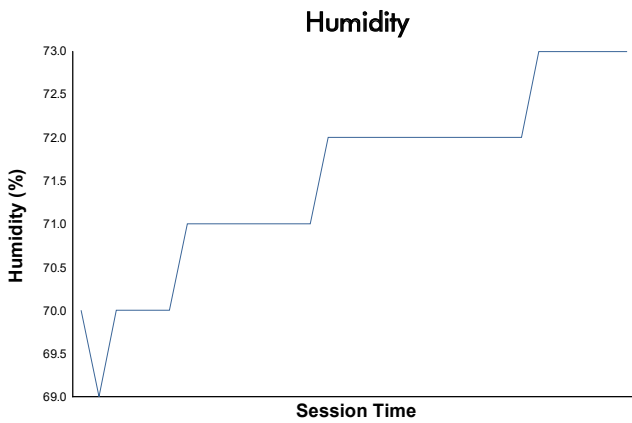
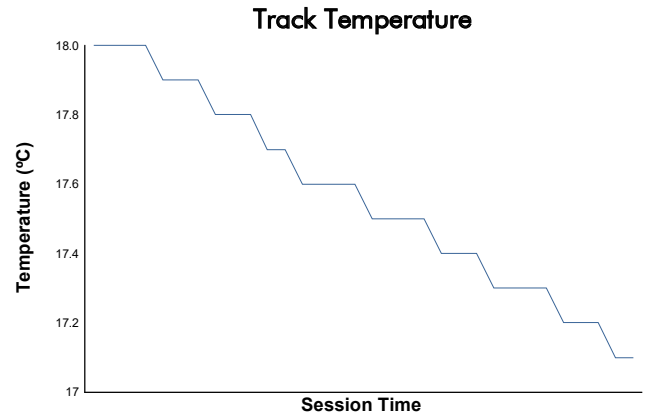
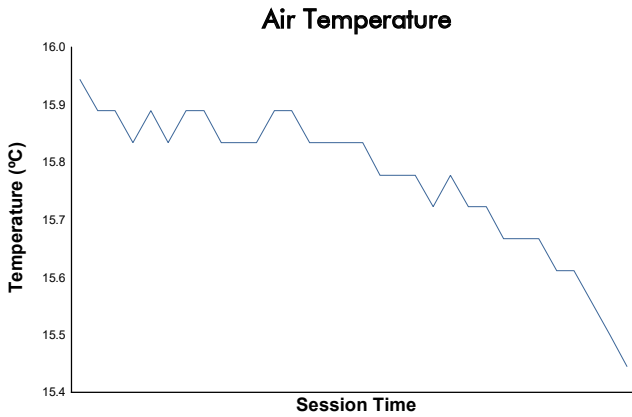
1	3:01.502	1:15.805	37.212	26.052	42.433	3:01.502							
2	2:01.672	22.882	39.462	24.747	34.581	5:03.174							
3	1:56.159	22.037	35.298	24.455	34.369	6:59.333							
4	1:55.926	22.029	35.372	24.377	34.148	8:55.259							
5	1:57.568	22.203	36.495	24.515	34.355	10:52.827							
6	1:57.428	22.071	35.280	24.445	35.632	12:50.255							
7	1:55.754	21.685	35.337	24.494	34.238	14:46.009							
8	2:21.257	B	23.109	41.621	26.532	49.995	17:07.266						
9	4:02.867	2:27.725	36.290	24.639	34.213	21:10.133							
10	1:58.660	21.885	37.074	24.627	35.074	23:08.793							
11	2:17.691	B	21.974	37.056	29.770	48.891	25:26.484						
12	2:30.544	55.638	35.909	24.566	34.431	27:57.028							
13	1:56.294	22.131	35.444	24.531	34.188	29:53.322							
14	1:56.080	22.018	35.374	24.384	34.304	31:49.402							
15	1:55.907	21.994	35.363	24.489	34.061	33:45.309							
16	1:57.464	22.253	36.223	24.613	34.375	35:42.773							

92 Joel AZNAR ESP
ILUSION TEAM KAWASAKI

1	2:51.315	1:09.690	38.354	26.271	37.000	2:51.315							
2	2:01.323	22.990	36.941	25.480	35.912	4:52.638							
3	2:01.892	23.092	36.947	25.357	36.496	6:54.530							
4	2:00.305	22.738	36.835	25.171	35.561	8:54.835							
5	2:12.303	B	22.946	39.556	25.483	44.318	11:07.138						
6	10:15.139	8:34.680	38.398	25.901	36.160	21:22.277							
7	2:00.900	22.717	36.709	25.504	35.970	23:23.177							
8	2:08.299	22.748	38.403	26.443	40.705	25:31.476							
9	2:01.991	23.071	37.177	25.654	36.089	27:33.467							
10	2:13.304	23.038	41.081	27.698	41.487	29:46.771							
11	2:03.120	23.079	37.220	26.933	35.888	31:49.891							
12	2:00.671	22.439	36.688	25.580	35.964	33:50.562							
13	2:00.783	22.945	36.588	25.438	35.812	35:51.345							



RFME ESBK 2023
SS 300/Cam.Iberoamericano
Entrenamiento Libre 2
Weather Report



Track Status: **DRY**