

## SS 300/Cam.Iberoamericano

RFME ESBK 2023

Entrenamiento Libre 1

### Classification

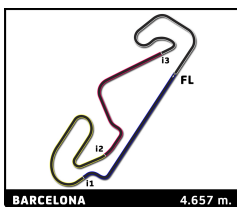
No	Rider	Nat	Team	Bike	Tires	Cl.	Time	Lap	Total	Gap	Kph
1	22 Marc GARCIA	ESP	CHINA RACING TEAM	KOVE	Pirelli		1:57.891	6	7	-	142.2
2	40 Emanuele CAZZANIGA	ITA	RACE STAR	YAMAHA	Pirelli		1:58.050	9	10	+0.159	142.0
3	39 Enzo VALENTIN	BRA	YAMAHA MS RACING	YAMAHA	Pirelli		1:58.258	9	12	+0.367	141.8
4	79 Tomas ALONSO	POR	QUARESMA RACING TEAM	KAWASAKI	Pirelli	K	1:58.304	9	10	+0.413	141.7
5	62 Blai TRIAS	ESP	ILUSION RACING	KAWASAKI	Pirelli	K	1:58.393	6	7	+0.502	141.6
6	55 Unai CALATAYUD	ESP	ARCO MOTOR UNIVERSITY TEAM	YAMAHA	Pirelli		1:58.394	2	3	+0.503	141.6
7	84 Julio GARCIA	ESP	CHINA RACING TEAM	KOVE	Pirelli		1:58.503	2	4	+0.612	141.5
8	73 Ryunosuke NAKAMURA	JPN	MDR COMPETICIÓN	YAMAHA	Pirelli		1:58.529	10	11	+0.638	141.4
9	14 Kevin FONTAINHA	BRA	YAMAHA MS RACING	YAMAHA	Pirelli		1:58.794	8	12	+0.903	141.1
10	33 Gonzalo SANCHEZ	ESP	ARCO MOTOR UNIVERSITY TEAM	YAMAHA	Pirelli		1:58.940	4	8	+1.049	141.0
11	26 Daniel OCETE	ESP	I+DENT JUNIOR RACING TEAM	YAMAHA	Pirelli		1:59.053	7	10	+1.162	140.8
12	24 Michel AGAZZI	ITA	TEAM RACESTAR	YAMAHA	Pirelli		1:59.357	5	10	+1.466	140.5
13	72 Guillermo FERNANDES	BRA	YAMAHA MS RACING	YAMAHA	Pirelli		1:59.716	8	12	+1.825	140.0
14	41 Ioannis PERISTERAS	GRE	ARCO MOTOR UNIVERSITY TEAM	YAMAHA	Pirelli		1:59.857	8	10	+1.966	139.9
15	21 Rafael DA SILVA	BRA	KAWASAKI PL RACING JUNIOR TEAM	KAWASAKI	Pirelli	K	1:59.878	7	8	+1.987	139.9
16	80 Cameron RENDE	AUS	MOTAP RACING TEAM	KAWASAKI	Pirelli	K	1:59.884	10	11	+1.993	139.8
17	35 Varis FLEMING	AUS	MOTAP RACING TEAM	KAWASAKI	Pirelli	K	2:00.053	6	12	+2.162	139.6
18	11 Delbosc D'JEFFERSON	FRA		KAWASAKI	Pirelli	K	2:00.244	7	11	+2.353	139.4
19	2 Natalia RIVERA	ESP	I+DENT JUNIOR RACING TEAM	YAMAHA	Pirelli		2:00.312	8	10	+2.421	139.3
20	9 Isis CARREÑO	CHL	TEAM GP3 AD11 BY FIMLA	KAWASAKI	Pirelli	K	2:00.436	8	13	+2.545	139.2
21	15 Sara VARON	COL	MOTAP RACING TEAM	KAWASAKI	Pirelli	K	2:01.196	13	13	+3.305	138.3
22	7 Guerau SIMO	ESP	I+DENT JUNIOR RACING TEAM	YAMAHA	Pirelli		2:01.280	8	12	+3.389	138.2
23	23 Jordi RAPOSEIRAS	AND	ALMA RACING	KAWASAKI	Pirelli	K	2:01.342	9	13	+3.451	138.2
24	13 Joao H. PETRAZZO	BRA	TEAM GP3 AD11 BY FIMLA	KAWASAKI	Pirelli	K	2:01.856	14	15	+3.965	137.6
25	54 Micke E. MELTVEIT	NOR		KTM	Pirelli		2:04.349	9	12	+6.458	134.8
26	88 Tomas MARIN	COL	DEZA-BOX 77 RACING TEAM	KAWASAKI	Pirelli	K	2:04.494	3	4	+6.603	134.7
27	92 Joel AZNAR	ESP	ILUSION TEAM	KAWASAKI	Pirelli	K	2:04.834	8	11	+6.943	134.3
28	10 Gonçalo RIVEIRO	POR	VRC TEAM	KAWASAKI	Pirelli	K					
29	18 Ivan MUÑOZ	ESP	DEZA - BOX 77 RACING TEAM	KAWASAKI	Pirelli	K					
30	32 Rodrigo VALENTE				Pirelli						
31	43 Juan F. RISUEÑO	ESP	RISUEÑO RACING	KAWASAKI	Pirelli	K					
32	47 Antonio TORRES	ESP	DEZA - BOX 77 RACING TEAM	KAWASAKI	Pirelli	K					
33	48 Martim A. EUGENIO	POR	TEAM MOTOCLUBE LOULÉ	KAWASAKI	Pirelli	K					
34	61 Uriel HIDALGO	ESP	DEZA BOX 77	KAWASAKI	Pirelli	K					
35	71 Ivan BOLAÑO	ESP	DEZA- BOX 77 RACING TEAM	KAWASAKI	Pirelli	K					
36	76 Gonçalo DIAS	POR	VRC TEAM	KAWASAKI	Pirelli	K					
37	77 Pierre-Andre PERINARD	FRA	LH RACING	KAWASAKI	Pirelli	K					
38	83 Astrid H. MADRIGAL	MEX	MOTAP RACING TEAM	KAWASAKI	Pirelli	K					
39	89 Daniel MOGEDA	ESP	MOTAP RACING TEAM	KAWASAKI	Pirelli	K					

**Fastest Lap:** Lap 6 Marc GARCIA 1:57.891 142.2 Kph

Published at: .....

Track Status: **WET**

<b>Race Director:</b>	<b>Timekeeper:</b>
-----------------------	--------------------



## SS 300/Cam.Iberoamericano

RFME ESBK 2023

Entrenamiento Libre 1

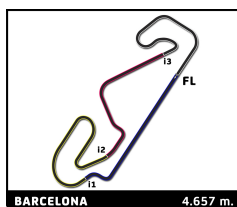
Classification by Class

No Rider	Nat	Team	Bike	Time	Lap Total	Gap	Kph
<b>K</b>							
1	79	Tomas ALONSO	POR	QUARESMA RACING TEAM	KAWASAKI	<b>1:58.304</b>	9 10 <b>141.7</b>
2	62	Blai TRIAS	ESP	ILUSION RACING	KAWASAKI	<b>1:58.393</b>	6 7 +0.089 +0.089 <b>141.6</b>
3	21	Rafael DA SILVA	BRA	KAWASAKI PL RACING JUNIOR TEAM	KAWASAKI	<b>1:59.878</b>	7 8 +1.574 +1.485 <b>139.9</b>
4	80	Cameron RENDE	AUS	MOTAP RACING TEAM	KAWASAKI	<b>1:59.884</b>	10 11 +1.580 +0.006 <b>139.8</b>
5	35	Varis FLEMING	AUS	MOTAP RACING TEAM	KAWASAKI	<b>2:00.053</b>	6 12 +1.749 +0.169 <b>139.6</b>
6	11	Delbosc D'JEFFERSON	FRA		KAWASAKI	<b>2:00.244</b>	7 11 +1.940 +0.191 <b>139.4</b>
7	9	Isis CARREÑO	CHL	TEAM GP3 AD11 BY FIMLA	KAWASAKI	<b>2:00.436</b>	8 13 +2.132 +0.192 <b>139.2</b>
8	15	Sara VARON	COL	MOTAP RACING TEAM	KAWASAKI	<b>2:01.196</b>	13 13 +2.892 +0.760 <b>138.3</b>
9	23	Jordi RAPOSEIRAS	AND	ALMA RACING	KAWASAKI	<b>2:01.342</b>	9 13 +3.038 +0.146 <b>138.2</b>
10	13	Joao H. PETRAZZO	BRA	TEAM GP3 AD11 BY FIMLA	KAWASAKI	<b>2:01.856</b>	14 15 +3.552 +0.514 <b>137.6</b>
11	88	Tomas MARIN	COL	DEZA-BOX 77 RACING TEAM	KAWASAKI	<b>2:04.494</b>	3 4 +6.190 +2.638 <b>134.7</b>
12	92	Joel AZNAR	ESP	ILUSION TEAM	KAWASAKI	<b>2:04.834</b>	8 11 +6.530 +0.340 <b>134.3</b>
13	10	Gonçalo RIVEIRO	POR	VRC TEAM	KAWASAKI		
14	18	Ivan MUÑOZ	ESP	DEZA - BOX 77 RACING TEAM	KAWASAKI		
15	43	Juan F. RISUEÑO	ESP	RISUEÑO RACING	KAWASAKI		
16	47	Antonio TORRES	ESP	DEZA - BOX 77 RACING TEAM	KAWASAKI		
17	48	Martim A. EUGENIO	POR	TEAM MOTOCLUBE LOULÉ	KAWASAKI		
18	61	Uriel HIDALGO	ESP	DEZA BOX 77	KAWASAKI		
19	71	Ivan BOLAÑO	ESP	DEZA- BOX 77 RACING TEAM	KAWASAKI		
20	76	Gonçalo DIAS	POR	VRC TEAM	KAWASAKI		
21	77	Pierre-Andre PERINARD	FRA	LH RACING	KAWASAKI		
22	83	Astrid H. MADRIGAL	MEX	MOTAP RACING TEAM	KAWASAKI		
23	89	Daniel MOGEDA	ESP	MOTAP RACING TEAM	KAWASAKI		

Published at: .....

Track Status: **WET**

Race Director:	Timekeeper:
----------------	-------------



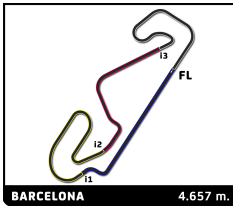
## SS 300/Cam.Iberoamericano

RFME ESBK 2023

Entrenamiento Libre 1

Best Sector Times

Sector 1		Sector 2		Sector 3		Sector 4		Pos	No	Ideal Lap	Best Lap	
Pos	No Rider	Time	No Rider	Time	No Rider	Time	No Rider					Time
1	84 J.GARCIA	21.575	22 M.GARCIA	35.676	55 U.CALATAYUD	24.847	55 U.CALATAYUD	34.630	1	84	1:57.328	1:58.503 (7)
2	62 B.TRIAS	21.913	84 J.GARCIA	35.709	39 E.VALENTIN	24.860	22 M.GARCIA	34.729	2	55	1:57.622	1:58.394 (6)
3	73 R.NAKAMURA	21.948	24 M.AGAZZI	35.873	14 K.FONTAINHA	24.937	40 E.CAZZANIGA	34.757	3	22	1:57.760	1:57.891 (1)
4	80 C.RENDE	21.964	40 E.CAZZANIGA	35.915	79 T.ALONSO	24.938	62 B.TRIAS	34.759	4	40	1:57.944	1:58.050 (2)
5	79 T.ALONSO	22.012	55 U.CALATAYUD	35.927	40 E.CAZZANIGA	24.999	14 K.FONTAINHA	34.801	5	62	1:57.999	1:58.393 (5)
6	39 E.VALENTIN	22.138	33 G.SANCHEZ	36.009	62 B.TRIAS	25.010	79 T.ALONSO	34.820	6	39	1:58.010	1:58.258 (3)
7	35 V.FLEMING	22.186	39 E.VALENTIN	36.074	73 R.NAKAMURA	25.044	73 R.NAKAMURA	34.840	7	73	1:58.143	1:58.529 (8)
8	55 U.CALATAYUD	22.218	26 D.OCETE	36.192	33 G.SANCHEZ	25.050	84 J.GARCIA	34.925	8	79	1:58.235	1:58.304 (4)
9	40 E.CAZZANIGA	22.273	73 R.NAKAMURA	36.311	22 M.GARCIA	25.062	39 E.VALENTIN	34.938	9	14	1:58.352	1:58.794 (9)
10	24 M.AGAZZI	22.273	80 C.RENDE	36.312	84 J.GARCIA	25.119	33 G.SANCHEZ	34.983	10	33	1:58.538	1:58.940 (10)
11	14 K.FONTAINHA	22.284	62 B.TRIAS	36.317	26 D.OCETE	25.162	26 D.OCETE	35.035	11	24	1:58.762	1:59.357 (12)
12	22 M.GARCIA	22.293	14 K.FONTAINHA	36.330	9 I.CARREÑO	25.172	2 N.RIVERA	35.212	12	26	1:59.053	1:59.053 (11)
13	21 R.DA SILVA	22.296	35 V.FLEMING	36.381	80 C.RENDE	25.193	11 D.JEFFERSON	35.333	13	80	1:59.146	1:59.884 (16)
14	72 G.FERNANDES	22.329	41 I.PERISTERAS	36.425	35 V.FLEMING	25.257	24 M.AGAZZI	35.349	14	35	1:59.234	2:00.053 (17)
15	41 I.PERISTERAS	22.466	72 G.FERNANDES	36.428	24 M.AGAZZI	25.267	41 I.PERISTERAS	35.366	15	72	1:59.513	1:59.716 (13)
16	33 G.SANCHEZ	22.496	79 T.ALONSO	36.465	41 I.PERISTERAS	25.290	35 V.FLEMING	35.410	16	41	1:59.547	1:59.857 (14)
17	2 N.RIVERA	22.527	2 N.RIVERA	36.519	72 G.FERNANDES	25.299	72 G.FERNANDES	35.457	17	2	1:59.593	2:00.312 (19)
18	9 I.CARREÑO	22.602	21 R.DA SILVA	36.527	11 D.JEFFERSON	25.320	21 R.DA SILVA	35.523	18	21	1:59.731	1:59.878 (15)
19	23 J.RAPOSEIRAS	22.646	9 I.CARREÑO	36.538	2 N.RIVERA	25.335	9 I.CARREÑO	35.631	19	9	1:59.943	2:00.436 (20)
20	11 D.JEFFERSON	22.656	11 D.JEFFERSON	36.707	21 R.DA SILVA	25.385	7 G.SIMO	35.670	20	11	2:00.016	2:00.244 (18)
21	26 D.OCETE	22.664	7 G.SIMO	36.926	15 S.VARON	25.447	80 C.RENDE	35.677	21	23	2:01.050	2:01.342 (23)
22	15 S.VARON	22.844	23 J.RAPOSEIRAS	36.948	23 J.RAPOSEIRAS	25.557	23 J.RAPOSEIRAS	35.899	22	7	2:01.106	2:01.280 (22)
23	7 G.SIMO	22.902	15 S.VARON	36.960	7 G.SIMO	25.608	15 S.VARON	35.945	23	15	2:01.196	2:01.196 (21)
24	13 J.PETRAZZO	23.025	13 J.PETRAZZO	37.104	13 J.PETRAZZO	25.687	13 J.PETRAZZO	36.011	24	13	2:01.827	2:01.856 (24)
25	92 J.AZNAR	23.179	54 M.MELTVEIT	37.817	54 M.MELTVEIT	26.220	88 T.MARIN	36.576	25	54	2:04.122	2:04.349 (25)
26	54 M.MELTVEIT	23.203	88 T.MARIN	37.961	92 J.AZNAR	26.251	54 M.MELTVEIT	36.882	26	88	2:04.280	2:04.494 (26)
27	88 T.MARIN	23.423	92 J.AZNAR	37.964	88 T.MARIN	26.320	92 J.AZNAR	37.007	27	92	2:04.401	2:04.834 (27)



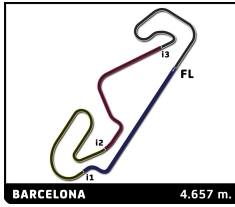
## SS 300/Cam.Iberoamericano

RFME ESBK 2023

Entrenamiento Libre 1

Best Top Speed

No Rider	Team	Class	Top 1		Top 2		Top 3		Top 4		Top 5		Avg
			Kph	Lap	Kph	Lap	Kph	Lap	Kph	Lap	Kph	Lap	
84	Julio GARCIA		212.3	4	200.2	2	193.8	3	148.1	1			188.6
80	Cameron RENDE	K	211.9	11	208.3	10	202.8	9	199.5	4	197.0	5	203.9
39	Enzo VALENTIN		210.7	10	209.1	8	205.1	9	199.5	7	199.1	12	204.7
79	Tomas ALONSO	K	210.7	9	209.5	8	205.5	7	202.5	10	199.9	2	205.6
73	Ryunosuke NAKAMURA		209.9	7	207.5	11	205.5	4	203.2	6	199.5	9	205.1
35	Varis FLEMING	K	209.5	12	207.9	10	206.7	3	205.1	11	204.7	6	206.8
23	Jordi RAPOSEIRAS	K	207.9	3	205.9	4	205.5	2	200.2	5	197.0	9	203.3
72	Guillermo FERNANDES		207.5	7	207.1	5	206.7	8	204.4	4	203.2	12	205.8
24	Michel AGAZZI		207.5	8	207.5	7	202.8	6	202.5	3	201.0	2	204.3
62	Blai TRIAS	K	207.5	7	204.7	6	197.7	3	197.0	4	196.2	2	200.6
14	Kevin FONTAINHA		207.1	9	202.1	7	201.0	10	200.6	8	200.2	3	202.2
2	Natalia RIVERA		206.3	8	202.1	6	197.0	10	197.0	7	191.7	4	198.8
21	Rafael DA SILVA	K	205.9	7	201.7	8	201.3	6	200.6	4	199.1	3	201.7
40	Emanuele CAZZANIGA		205.5	9	205.1	5	204.0	8	203.6	4	203.2	7	204.3
22	Marc GARCIA		204.0	7	203.6	5	199.9	6	194.8	3	148.9	4	190.2
55	Unai CALATAYUD		202.8	2	202.5	3	146.9	1					184.1
92	Joel AZNAR	K	202.8	8	202.1	6	198.4	3	197.7	9	197.7	11	199.7
15	Sara VARON	K	200.2	13	199.9	4	198.4	12	196.6	5	196.6	2	198.3
26	Daniel OCETE		199.1	8	196.2	7	193.5	5	193.5	2	192.8	6	195.0
33	Gonzalo SANCHEZ		198.8	3	195.5	4	194.8	2	194.8	7	194.1	5	195.6
7	Guerau SIMO		198.0	12	197.7	7	194.8	8	194.1	9	192.1	10	195.3
9	Isis CARREÑO	K	198.0	5	197.7	11	197.3	4	196.2	13	196.2	8	197.1
41	Ioannis PERISTERAS		198.0	7	197.7	5	197.3	9	197.3	8	196.6	4	197.4
13	Joao H. PETRAZZO	K	196.6	9	195.9	7	195.9	6	195.5	8	195.5	5	195.9
54	Micke E. MELTVEIT		196.2	10	196.2	9	196.2	8	195.5	11	195.2	12	195.9
11	Delbosc D'JEFFERSON	K	194.8	7	194.5	6	194.1	3	194.1	5	193.8	2	194.3
88	Tomas MARIN	K	191.7	3	191.7	4	190.1	2	142.9	1			179.1
10	Gonçalo RIVEIRO	K											
18	Ivan MUÑOZ	K											
32	Rodrigo VALENTE												
43	Juan F. RISUEÑO	K											
47	Antonio TORRES	K											
48	Martim A. EUGENIO	K											
61	Uriel HIDALGO	K											
71	Ivan BOLAÑO	K											
76	Gonçalo DIAS	K											
77	Pierre-Andre PERINARD	K											
83	Astrid H. MADRIGAL	K											
89	Daniel MOGEDA	K											



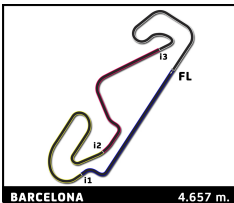
## SS 300/Cam.Iberoamericano

RFME ESBK 2023

Entrenamiento Libre 1

Fastest Lap Sequence

Elapsed	No Rider	Team	Bike	Class	Time	Kph	Lap
4:32.816	39 Enzo VALENTIN	YAMAHA MS RACING	YAMAHA		<b>2:03.790</b>	135.4	2
4:32.843	14 Kevin FONTAINHA	YAMAHA MS RACING	YAMAHA		<b>2:03.741</b>	135.5	2
4:57.332	26 Daniel OCETE	I+DENT JUNIOR RACING TEAM	YAMAHA		<b>2:02.165</b>	137.2	2
6:34.031	39 Enzo VALENTIN	YAMAHA MS RACING	YAMAHA		<b>2:01.215</b>	138.3	3
8:34.439	14 Kevin FONTAINHA	YAMAHA MS RACING	YAMAHA		<b>2:00.367</b>	139.3	4
8:58.626	26 Daniel OCETE	I+DENT JUNIOR RACING TEAM	YAMAHA		<b>1:59.982</b>	139.7	4
10:58.394	26 Daniel OCETE	I+DENT JUNIOR RACING TEAM	YAMAHA		<b>1:59.768</b>	140.0	5
15:04.750	79 Tomas ALONSO	QUARESMA RACING TEAM	KAWASAKI	K	<b>1:59.356</b>	140.5	3
15:05.100	26 Daniel OCETE	I+DENT JUNIOR RACING TEAM	YAMAHA		<b>1:59.053</b>	140.8	7
17:03.733	79 Tomas ALONSO	QUARESMA RACING TEAM	KAWASAKI	K	<b>1:58.983</b>	140.9	4
20:49.104	39 Enzo VALENTIN	YAMAHA MS RACING	YAMAHA		<b>1:58.304</b>	141.7	8
22:47.362	39 Enzo VALENTIN	YAMAHA MS RACING	YAMAHA		<b>1:58.258</b>	141.8	9
24:50.266	22 Marc GARCIA	CHINA RACING TEAM	KOVE		<b>1:57.891</b>	142.2	6



# SS 300/Cam.Iberoamericano

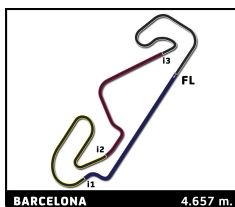
## RFME ESBK 2023

### Entrenamiento Libre 1

#### Sector Analysis

Invalidated Lap Personal Best Session Best Crossing the pit lane

Lap	Time	Sector 1	Sector 2	Sector 3	Sector 4	T.Spd	Lap	Time	Sector 1	Sector 2	Sector 3	Sector 4	T.Spd		
<b>2</b> Natalia RIVERA I+DENT JUNIOR RACING TEAM YAMAHA	10:07.369	8:24.058	38.569	27.207	37.535	140.3	11	2:59.475 B	1:04.815	37.507	25.911	51.242	141.9		
	2	2:04.909	23.655	37.722	26.498	37.034	190.7	<b>13</b> Joao H. PETRAZZO TEAM GP3 AD11 BY FIMLA KAWASAKI	1	2:57.353	1:10.585	41.311	27.087	38.370	139.4
	3	2:03.516	23.413	37.631	25.996	36.476	191.4		2	2:06.576	23.868	38.621	27.017	37.070	194.8
	4	2:13.351 B	23.438	37.854	26.239	45.820	191.7		3	2:04.533	23.435	37.689	26.307	37.102	194.8
	5	6:19.167	4:34.005	42.199	26.701	36.262	100.6		4	2:03.927	23.657	37.502	26.203	36.565	192.8
	6	2:00.536	<b>22.527</b>	<b>36.519</b>	25.794	35.696	202.1		5	2:03.645	23.309	37.593	26.307	36.436	195.5
	7	2:05.277	23.328	39.085	26.397	36.467	197.0		6	2:02.567	23.216	37.353	25.860	36.138	195.9
	8	<b>2:00.312</b>	22.687	36.936	25.368	35.321	206.3		7	2:02.072	23.131	37.175	25.755	<b>36.011</b>	195.9
	9	2:00.952	22.708	37.697	<b>25.335</b>	<b>35.212</b>	191.1		8	2:01.990	23.126	37.146	25.695	36.023	195.5
	10	2:16.130 B	22.765	36.578	25.899	50.888	197.0		9	2:02.317	23.125	37.224	25.832	36.136	196.6
	<b>7</b> Guerau SIMO I+DENT JUNIOR RACING TEAM YAMAHA	10:17.004	8:31.515	39.926	27.375	38.188	133.2		10	2:22.698 B	23.422	40.829	26.620	51.827	195.2
2		2:06.191	23.954	38.474	26.772	36.991	189.4		11	4:28.211	2:46.523	38.977	26.229	36.482	115.2
3		2:04.869	23.565	38.200	26.495	36.609	190.1	12	2:02.313	23.149	37.154	25.750	36.260	193.8	
4		2:03.426	23.360	37.693	26.030	36.343	190.4	13	2:01.959	23.096	<b>37.104</b>	25.741	36.018	194.8	
5		2:02.979	23.347	37.393	26.098	36.141	188.7	14	<b>2:01.856</b>	<b>23.025</b>	37.113	<b>25.687</b>	36.031	194.8	
6		2:06.314	23.297	40.202	26.156	36.659	191.4	15	2:20.944 B	24.523	39.676	26.994	49.751	184.9	
7		2:01.729	22.953	36.975	25.914	35.887	197.7	<b>14</b> Kevin FONTAINHA YAMAHA MS RACING YAMAHA	1	2:29.102	41.585	41.286	26.778	39.453	148.5
8		<b>2:01.280</b>	23.076	<b>36.926</b>	<b>25.608</b>	<b>35.670</b>	194.8		2	2:03.741	23.725	37.780	25.741	36.495	194.5
9		2:01.683	<b>22.902</b>	37.005	25.826	35.950	194.1		3	2:01.229	23.138	36.959	25.305	35.827	200.2
10		2:06.357	23.832	38.322	27.658	36.545	192.1		4	2:00.367	22.701	36.627	25.565	35.474	199.1
11		2:02.050	23.213	37.093	26.021	35.723	190.1		5	2:11.366 B	24.030	37.646	25.487	44.203	199.9
12		2:19.654 B	23.037	37.140	25.910	53.567	198.0		6	6:05.356	4:26.723	37.633	25.736	35.264	139.7
<b>9</b> Isis CARREÑO TEAM GP3 AD11 BY FIMLA KAWASAKI	2:53.342	59.509	43.932	27.976	41.925	132.7	7		1:59.229	22.494	36.483	25.050	35.202	202.1	
	2	2:05.723	24.548	38.584	25.864	36.727	191.1		8	<b>1:58.794</b>	<b>22.726</b>	<b>36.330</b>	<b>24.937</b>	<b>34.801</b>	200.6
	3	2:01.430	22.969	36.900	25.627	35.934	195.5		9	2:05.483	<b>22.284</b>	36.359	28.801	38.039	207.1
	4	2:01.031	22.877	37.008	25.503	35.643	197.3		10	2:10.219 B	22.589	36.981	25.291	45.358	201.0
	5	2:14.381 B	22.691	36.779	25.702	49.209	198.0		11	6:38.175	5:00.434	37.044	25.606	35.091	117.0
	6	5:57.155	4:04.698	47.076	26.483	38.898	71.0		12	2:13.714 B	22.358	38.619	26.285	46.452	199.1
	7	2:17.625	31.886	44.090	25.721	35.928	181.5	<b>15</b> Sara VARON MOTAP RACING TEAM KAWASAKI	1	2:33.396	44.530	42.418	27.990	38.458	132.6
	8	<b>2:00.436</b>	22.772	36.861	<b>25.172</b>	<b>35.631</b>	196.2		2	2:06.410	24.041	38.770	26.476	37.123	196.6
	9	2:24.831 B	<b>22.602</b>	<b>36.538</b>	26.168	59.523	193.8		3	2:05.193	23.791	37.927	26.498	36.977	196.2
	10	3:19.626	1:34.086	39.760	27.343	38.437	154.7		4	2:03.265	23.003	37.813	26.011	36.438	199.9
	11	2:21.289	24.283	49.449	28.713	38.844	197.7		5	2:03.158	22.938	37.582	25.922	36.716	196.6
	12	2:02.241	23.070	37.516	25.717	35.938	194.8		6	2:17.877 B	23.409	38.477	28.020	47.971	193.5
	13	2:19.550 B	22.924	41.280	26.686	48.660	196.2		7	3:55.627	2:06.198	40.485	31.433	37.511	70.6
<b>11</b> Delbosc D'JEFFERSON KAWASAKI	9:21.559	7:38.362	39.912	26.702	36.583	93.2	8		2:04.100	23.648	38.034	26.078	36.340	192.8	
	2	2:02.585	23.125	37.532	25.946	35.982	193.8		9	2:03.722	23.259	37.707	26.085	36.671	192.4
	3	2:02.748	22.900	37.308	26.025	36.515	194.1		10	2:12.669 B	23.367	37.971	26.464	44.867	191.7
	4	2:01.691	23.024	37.025	25.724	35.918	193.1		11	3:27.407	1:43.263	38.590	28.013	37.541	121.5
	5	2:01.039	22.763	36.996	25.632	35.648	194.1		12	2:02.787	23.122	37.587	25.650	36.428	198.4
	6	2:00.837	22.777	36.810	25.566	35.684	194.5	13	<b>2:01.196</b>	<b>22.844</b>	<b>36.960</b>	<b>25.447</b>	<b>35.945</b>	200.2	
	7	<b>2:00.244</b>	<b>22.656</b>	36.935	<b>25.320</b>	<b>35.333</b>	194.8	<b>21</b> Rafael DA SILVA KAWASAKI PL RACING JUNIOR TEAM KAWASAKI	1	18:54.999	...	37.226	25.784	35.953	142.1
	8	2:00.505	22.732	<b>36.707</b>	25.634	35.432	193.1		2	2:00.984	22.787	36.670	25.646	35.881	198.4
	9	2:15.674 B	22.880	36.893	25.960	49.941	193.1		3	2:00.653	22.648	36.696	25.553	35.756	199.1
	10	4:23.039 B	2:21.794	41.479	26.944	52.822	90.6		4	2:01.366	22.544	<b>36.527</b>	<b>25.385</b>	36.910	200.6



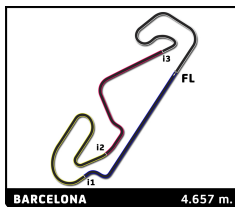
# SS 300/Cam.Iberoamericano

## RFME ESBK 2023

### Entrenamiento Libre 1

#### Sector Analysis

RFME ESBK 2023 - SS 300/Cam.Iberoamericano - Entrenamiento Libre 1							RFME ESBK 2023 - SS 300/Cam.Iberoamericano - Entrenamiento Libre 1						
Lap	Time	Sector 1	Sector 2	Sector 3	Sector 4	T.Spđ	Lap	Time	Sector 1	Sector 2	Sector 3	Sector 4	T.Spđ
<b>22 Marc GARCIA</b> ESP CHINA RACING TEAM KOVE							<b>33 Gonzalo SANCHEZ</b> ESP ARCO MOTOR UNIVERSITY TEAM YAMAHA						
1	3:59.037B	1:53.823	40.196	27.367	57.651	146.9	1	16:00.901	...	40.299	27.231	37.039	117.0
2	8:40.837	6:53.994	41.533	27.187	38.123	148.3	2	2:00.288	23.120	36.737	25.389	35.042	194.8
3	2:19.005B	23.599	38.247	26.756	50.403	194.8	3	1:59.236	22.496	36.634	25.063	35.043	198.8
4	5:54.161	4:08.750	37.228	30.259	37.924	148.9	4	1:58.940	22.767	36.009	25.181	34.983	195.5
5	1:59.335	22.293	36.079	25.257	35.706	203.6	5	2:05.534	24.345	39.526	26.310	35.353	194.1
6	1:57.891	22.424	35.676	25.062	34.729	199.9	6	1:59.148	22.715	36.211	25.206	35.016	193.8
7	2:16.516B	22.510	38.607	25.353	50.046	204.0	7	1:59.286	22.764	36.275	25.050	35.197	194.8
<b>23 Jordi RAPOSEIRAS</b> AND ALMA RACING KAWASAKI							<b>35 Varis FLEMING</b> AUS MOTAP RACING TEAM KAWASAKI						
1	2:36.059	50.362	39.274	26.685	39.738	150.0	1	2:35.766	49.905	39.533	26.745	39.583	148.3
2	2:04.340	23.461	37.718	25.696	37.465	205.5	2	2:04.432	23.437	37.690	25.882	37.423	199.1
3	2:03.373	22.996	37.308	26.063	37.006	207.9	3	2:02.271	22.693	37.247	26.060	36.271	206.7
4	2:01.670	22.646	37.253	25.666	36.105	205.9	4	2:19.260B	23.978	41.323	26.930	47.029	194.8
5	2:10.721B	22.962	37.082	25.616	45.061	200.2	5	9:50.230	8:04.067	43.445	26.634	36.084	147.7
6	6:12.918	4:32.587	37.820	26.049	36.462	124.3	6	2:00.053	22.512	36.476	25.448	35.617	204.7
7	2:02.377	23.169	37.438	25.688	36.082	195.2	7	2:00.666	22.341	36.913	25.697	35.715	204.0
8	2:22.155	27.098	49.817	26.463	38.777	196.2	8	2:00.423	22.342	37.046	25.625	35.410	201.0
9	2:01.342	22.831	37.039	25.557	35.915	197.0	9	2:00.208	22.495	36.485	25.257	35.971	202.5
10	2:01.507	22.963	36.948	25.605	35.991	195.5	10	2:05.144	23.535	39.775	25.922	35.912	207.9
11	2:14.516B	23.863	39.226	26.825	44.602	193.1	11	2:00.580	22.301	36.381	25.360	36.538	205.1
12	3:16.216	1:36.343	38.141	25.833	35.899	152.7	12	2:14.758B	22.186	36.599	26.333	49.640	209.5
13	2:13.080B	23.083	37.175	25.903	46.919	195.2	<b>39 Enzo VALENTIN</b> BRA YAMAHA MS RACING YAMAHA						
<b>24 Michel AGAZZI</b> ITA TEAM RACESTAR YAMAHA							1	2:29.026	40.778	42.275	26.740	39.233	148.7
1	14:46.736	...	37.099	25.940	37.287	151.2	2	2:03.790	24.094	37.649	25.762	36.285	192.8
2	2:01.060	23.079	36.712	25.688	35.581	201.0	3	2:01.215	23.041	36.926	25.347	35.901	195.5
3	2:00.066	22.392	36.661	25.286	35.727	202.5	4	2:00.615	22.914	36.507	25.609	35.585	195.2
4	1:59.784	23.037	35.986	25.412	35.349	197.7	5	2:10.242B	22.507	36.550	25.208	45.977	199.1
5	1:59.357	22.673	35.873	25.448	35.363	198.0	6	6:05.772	4:27.969	37.249	25.159	35.395	151.2
6	2:03.974	22.501	36.693	26.703	38.077	202.8	7	2:00.140	22.595	36.702	25.511	35.332	199.5
7	2:02.800	22.273	39.071	25.267	36.189	207.5	8	1:58.304	22.159	36.264	24.943	34.938	209.1
8	2:07.966B	22.381	36.389	25.552	43.644	207.5	9	1:58.258	22.138	36.074	24.860	35.186	205.1
9	2:57.497	1:18.572	36.508	26.128	36.289	151.0	10	2:12.516B	22.317	38.415	25.179	46.605	210.7
10	2:11.455B	22.977	38.319	26.073	44.086	198.4	11	6:41.604	5:03.083	37.710	25.495	35.316	115.3
<b>26 Daniel OCETE</b> ESP I+DENT JUNIOR RACING TEAM YAMAHA							12	2:13.906B	22.527	39.374	26.082	45.923	199.1
1	2:55.167	1:13.605	38.344	26.500	36.718	143.8	<b>40 Emanuele CAZZANIGA</b> ITA RACE STAR YAMAHA						
2	2:02.165	23.529	36.935	25.825	35.876	193.5	1	14:46.974	...	37.955	26.609	37.065	106.8
3	2:01.312	23.366	36.725	25.667	35.554	190.7	2	2:00.084	22.810	36.578	25.181	35.515	199.1
4	1:59.982	23.043	36.457	25.413	35.069	192.1	3	2:02.054	22.958	36.423	25.287	37.386	195.5
5	1:59.768	22.905	36.342	25.218	35.303	193.5	4	1:59.050	22.468	35.986	25.536	35.060	203.6
6	2:07.653	23.115	40.732	26.733	37.073	192.8	5	1:58.862	22.370	35.915	25.407	35.170	205.1
7	1:59.053	22.664	36.192	25.162	35.035	196.2	6	2:03.134	22.754	37.081	26.858	36.441	199.9
8	2:13.800B	23.357	39.393	26.018	45.032	199.1	7	2:04.981	23.357	39.786	25.508	36.330	203.2
9	7:04.598	5:26.448	36.900	25.755	35.495	142.3	8	2:00.653	22.389	36.352	25.632	36.280	204.0
10	2:00.136	23.017	36.341	25.488	35.290	191.4	9	1:58.050	22.273	36.021	24.999	34.757	205.5
<b>41 Ioannis PERISTERAS</b> GRE ARCO MOTOR UNIVERSITY TEAM YAMAHA							10	2:21.510B	24.856	40.787	26.083	49.784	195.5



**SS 300/Cam.Iberoamericano**

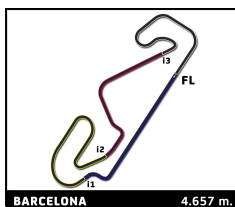
**RFME ESBK 2023**

**Entrenamiento Libre 1**

**Sector Analysis**

Lap	Time	Sector 1	Sector 2	Sector 3	Sector 4	T.SpD	Lap	Time	Sector 1	Sector 2	Sector 3	Sector 4	T.SpD
1	11:48.608	...	39.104	26.532	36.666	144.4	<b>73</b>	<b>Ryunosuke NAKAMURA</b>					JPN
2	2:01.059	22.954	36.807	25.448	35.850	194.8		MDR COMPETICIÓN					YAMAHA
3	2:00.151	22.630	36.574	<b>25.290</b>	35.657	195.9	1	12:40.450	...	41.926	27.629	37.681	141.4
4	2:00.132	22.525	36.721	25.461	35.425	196.6	2	2:06.273	23.374	38.304	26.491	38.104	198.0
5	2:25.009 <b>B</b>	22.697	38.999	29.499	53.814	197.7	3	2:01.294	23.206	37.010	25.690	35.388	194.5
6	3:17.129	1:27.973	39.716	29.139	40.301	142.3	4	1:59.914	22.438	36.667	25.455	35.354	205.5
7	2:01.500	22.618	36.466	26.433	35.983	198.0	5	2:00.253	22.803	36.617	25.537	35.296	196.6
8	<b>1:59.857</b>	22.624	36.507	25.360	<b>35.366</b>	197.3	6	1:59.353	22.458	<b>36.311</b>	25.372	35.212	203.2
9	2:14.971 <b>B</b>	<b>22.466</b>	<b>36.425</b>	25.571	50.509	197.3	7	2:01.234	22.360	36.494	26.348	36.032	209.9
10	3:24.239 <b>B</b>	1:24.640	41.805	25.706	52.088	146.3	8	2:06.726	22.689	42.380	25.509	36.148	199.5
<b>54</b>	<b>Micke E. MELTVEIT</b>					NOR	9	2:00.382	22.708	36.369	25.492	35.813	199.5
						KTM	10	<b>1:58.529</b>	22.284	36.361	<b>25.044</b>	<b>34.840</b>	199.1
1	3:39.301	1:53.696	39.744	27.308	38.553	130.5	11	2:15.384 <b>B</b>	<b>21.948</b>	36.642	26.194	50.600	207.5
2	2:07.382	24.382	38.558	26.779	37.663	192.8	<b>79</b>	<b>Tomas ALONSO</b>					POR
3	2:05.149	23.531	38.184	26.315	37.119	194.5		QUARESMA RACING TEAM					KAWASAKI
4	2:22.370 <b>B</b>	23.427	39.741	27.414	51.788	195.2	1	11:05.282	9:26.439	37.496	25.723	35.624	113.8
5	3:33.697	1:50.817	38.961	26.633	37.286	132.4	2	2:00.112	22.675	36.855	25.237	35.345	199.9
6	2:06.791	23.390	39.689	26.641	37.071	194.8	3	1:59.356	22.530	36.469	25.203	35.154	198.8
7	2:04.796	23.477	38.101	26.336	<b>36.882</b>	195.2	4	1:58.983	22.445	36.466	25.097	34.975	199.5
8	2:04.649	<b>23.203</b>	38.185	26.221	37.040	196.2	5	2:16.111 <b>B</b>	23.744	39.281	25.807	47.279	199.9
9	<b>2:04.349</b>	23.386	<b>37.817</b>	<b>26.220</b>	36.926	196.2	6	5:22.419	3:42.907	38.833	25.408	35.271	62.1
10	2:05.210	23.329	38.208	26.411	37.262	196.2	7	2:11.561	22.357	48.104	25.043	36.057	205.5
11	2:04.996	23.464	38.027	26.345	37.160	195.5	8	2:02.007	24.443	37.068	<b>24.938</b>	35.558	209.5
12	2:17.885 <b>B</b>	23.469	38.205	26.271	49.940	195.2	9	<b>1:58.304</b>	<b>22.012</b>	<b>36.465</b>	25.007	<b>34.820</b>	210.7
<b>55</b>	<b>Unai CALATAYUD</b>					ESP	10	2:14.804 <b>B</b>	22.059	38.165	25.395	49.185	202.5
	ARCO MOTOR UNIVERSITY TEAM					YAMAHA	<b>80</b>	<b>Cameron RENDE</b>					AUS
1	28:57.020	...	40.120	26.806	40.047	146.9		MOTAP RACING TEAM					KAWASAKI
2	<b>1:58.394</b>	22.663	36.064	25.037	<b>34.630</b>	202.8	1	2:32.670	47.321	39.876	26.893	38.580	146.9
3	2:13.209 <b>B</b>	<b>22.218</b>	<b>35.927</b>	<b>24.847</b>	50.217	202.5	2	2:06.316	23.697	38.722	26.451	37.446	197.0
<b>62</b>	<b>Blai TRIAS</b>					ESP	3	2:03.644	23.371	37.773	26.203	36.297	196.6
	ILUSION RACING					KAWASAKI	4	2:02.427	22.606	37.288	25.796	36.737	199.5
1	20:40.465	...	38.603	26.269	36.596	132.3	5	2:02.874	23.076	37.101	25.804	36.893	197.0
2	2:00.940	22.690	36.868	25.663	35.719	196.2	6	2:35.583 <b>B</b>	28.428	49.798	27.452	49.905	195.5
3	2:00.425	22.587	36.671	25.644	35.523	197.7	7	8:20.232 <b>B</b>	6:18.403	49.095	25.683	47.051	147.1
4	2:00.325	22.667	36.699	25.444	35.515	197.0	8	5:13.404	3:24.756	38.607	29.616	40.425	116.7
5	2:15.076	27.815	40.892	26.262	40.107	181.2	9	2:00.514	22.539	36.945	25.353	<b>35.677</b>	202.8
6	<b>1:58.393</b>	22.295	36.329	<b>25.010</b>	<b>34.759</b>	204.7	10	<b>1:59.884</b>	22.393	36.566	<b>25.193</b>	35.732	208.3
7	2:13.328 <b>B</b>	<b>21.913</b>	<b>36.317</b>	25.012	50.086	207.5	11	2:15.841 <b>B</b>	<b>21.964</b>	<b>36.312</b>	25.580	51.985	211.9
<b>72</b>	<b>Guillermo FERNANDES</b>					BRA	<b>84</b>	<b>Julio GARCIA</b>					ESP
	YAMAHA MS RACING					YAMAHA		CHINA RACING TEAM					KOVE
1	2:32.701	44.202	41.032	28.002	39.465	145.0	1	26:55.559	...	37.204	25.216	34.983	148.1
2	2:06.562	24.027	38.611	26.345	37.579	195.9	2	<b>1:58.503</b>	22.320	36.139	<b>25.119</b>	<b>34.925</b>	200.2
3	2:04.375	23.461	37.757	26.205	36.952	198.0	3	2:03.551	22.811	39.486	25.765	35.489	193.8
4	2:02.277	22.995	37.192	25.600	36.490	204.4	4	2:14.558 <b>B</b>	<b>21.575</b>	<b>35.709</b>	25.317	51.957	212.3
5	2:15.379 <b>B</b>	22.731	37.023	25.734	49.891	207.1	<b>88</b>	<b>Tomas MARIN</b>					COL
6	5:50.391	4:11.737	37.439	25.638	35.577	149.8		DEZA-BOX 77 RACING TEAM					KAWASAKI
7	1:59.794	<b>22.329</b>	36.607	25.401	<b>35.457</b>	207.5	1	27:14.583	...	40.028	27.435	37.815	142.9
8	<b>1:59.716</b>	22.338	<b>36.428</b>	<b>25.299</b>	35.651	206.7	2	2:06.009	23.949	38.397	26.653	37.010	190.1
9	2:01.349	22.892	36.812	25.741	35.904	201.7	3	<b>2:04.494</b>	23.637	<b>37.961</b>	<b>26.320</b>	<b>36.576</b>	191.7
10	2:14.393 <b>B</b>	22.764	37.906	26.172	47.551	201.0	4	2:19.418 <b>B</b>	<b>23.423</b>	39.310	27.789	48.896	191.7
11	6:35.051	4:56.452	37.495	25.420	35.684	132.4							
12	2:13.769 <b>B</b>	22.393	39.356	26.224	45.796	203.2							





## SS 300/Cam.Iberoamericano

RFME ESBK 2023

Entrenamiento Libre 1

### Sector Analysis

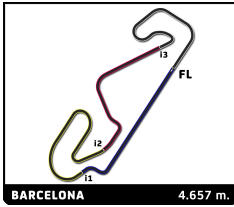
— Invalidated Lap

■ Personal Best

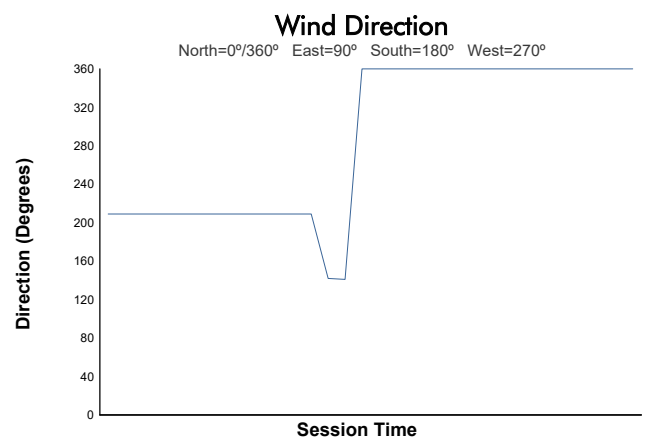
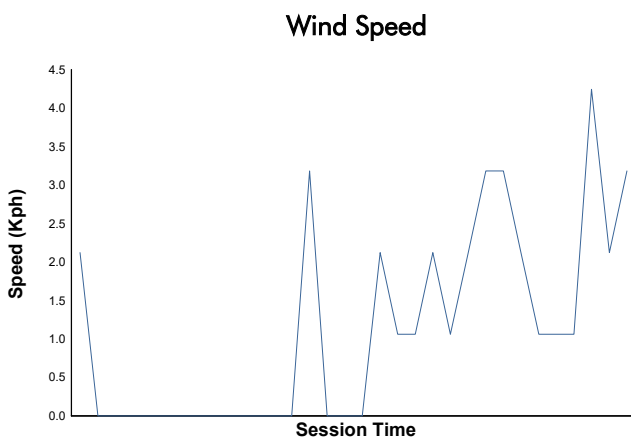
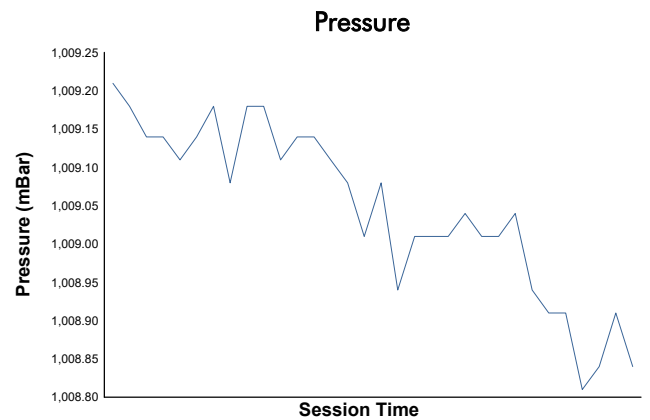
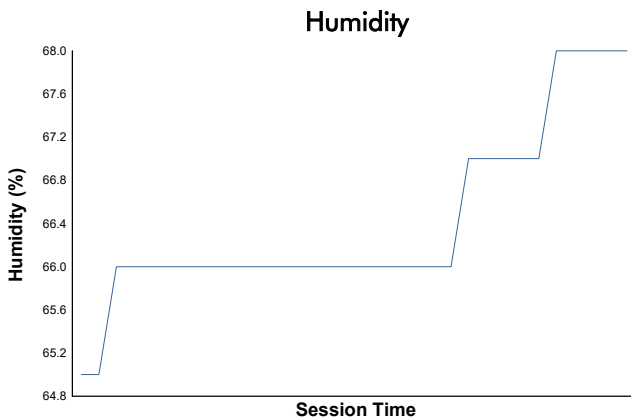
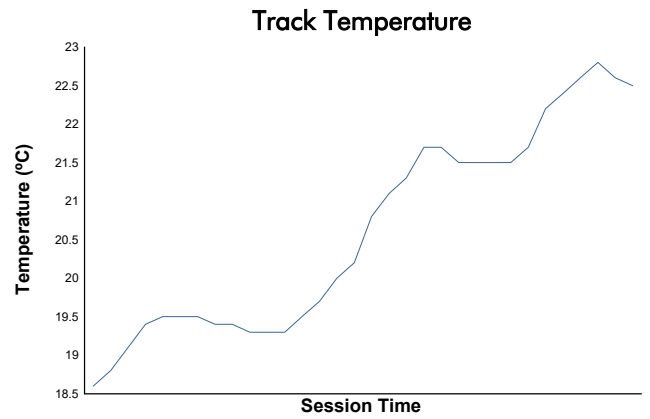
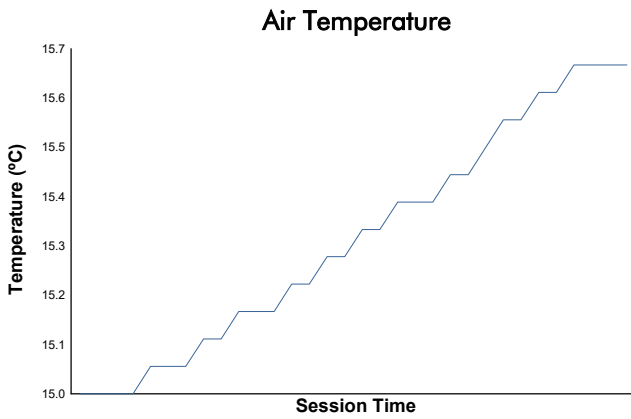
■ Session Best

B Crossing the pit lane

Lap	Time	Sector 1	Sector 2	Sector 3	Sector 4	T.Spd	Lap	Time	Sector 1	Sector 2	Sector 3	Sector 4	T.Spd	
<b>92</b>	<b>Joel AZNAR</b>						ESP							
	ILUSION TEAM						KAWASAKI							
1	6:35.487	4:39.826	45.821	29.569	40.271	84.3								
2	2:14.863	24.915	40.182	27.691	42.075	195.9								
3	2:16.404B	24.285	39.671	27.024	45.424	198.4								
4	3:34.661	1:49.081	40.822	27.163	37.595	90.8								
5	2:06.336	23.643	38.683	26.639	37.371	194.8								
6	2:14.640B	23.722	39.127	26.528	45.263	202.1								
7	3:50.726	2:01.033	43.756	28.374	37.563	55.3								
8	<b>2:04.834</b>	<b>23.179</b>	38.169	<b>26.251</b>	37.235	202.8								
9	2:15.888B	23.376	<b>37.964</b>	26.373	48.175	197.7								
10	3:55.358	2:10.187	40.585	27.579	<b>37.007</b>	65.8								
11	2:24.240B	23.353	38.036	26.561	56.290	197.7								



**RFME ESBK 2023**  
SS 300/Cam.Iberoamericano  
Entrenamiento Libre 1  
Weather Report



Track Status: **WET**