

## SS 300/Cam.Iberoamericano

RFME ESBK 2023

Carrera 2 (12 Laps, 55.9 km.)

### Starting Grid

54 M. MELTVEIT	36	15 S. VARON	35	48 M. EUGENIO	34	<b>12</b>
13 J. PETRAZZO	33	92 J. AZNAR	32	83 A. MADRIGAL	31	<b>11</b>
7 G. SIMO	30	2 N. RIVERA	29	23 J. RAPOSEIRAS	28	<b>10</b>
88 T. MARIN	27	21 R. DA SILVA	26	11 D. D'JEFFERSON	25	<b>9</b>
18 I. MUÑOZ	24	73 R. NAKAMURA	23	9 I. CARREÑO	22	<b>8</b>
26 D. OCETE	21	35 V. FLEMING	20	80 C. RENDE	19	<b>7</b>
43 J. RISUEÑO	18	41 I. PERISTERAS	17	72 G. FERNANDES	16	<b>6</b>
32 R. VALENTE	15	24 M. AGAZZI	14	76 G. DIAS	13	<b>5</b>
79 T. GONCALVES	12	40 E. CAZZANIGA	11	33 G. SANCHEZ	10	<b>4</b>
61 U. HIDALGO	9	62 B. TRIAS	8	71 I. BOLAÑO	7	<b>3</b>
47 A. TORRES	6	84 J. GARCIA	5	39 E. VALENTIN	4	<b>2</b>
55 U. CALATAYUD	3	14 K. FONTAINHA	2	22 M. GARCIA	1	<b>1</b>

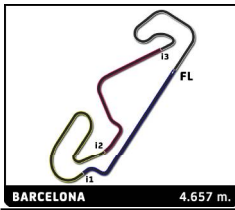
**Pole**

**Race Director:**

Rafa Vilarrúbias

**Timekeeper:**

Yaiza Bonet



# SS 300/Cam.Iberoamericano

RFME ESBK 2023

Carrera 2 (12 Laps, 55.9 km.)

## Classification

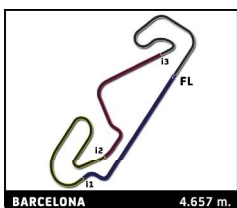
No	Rider	Nat	Team	Bike	Tires	Cl.	Laps	Total Time	Gap	Kph	Best Lap		
											Lap	Time	Kph
1	33 Gonzalo SANCHEZ	ESP	ARCO MOTOR UNIVERSITY TEAM	YAMAHA	Pirelli		12	23:31.152	-	142.6	9	1:56.364	144.1
2	55 Unai CALATAYUD	ESP	ARCO MOTOR UNIVERSITY TEAM	YAMAHA	Pirelli		12	23:31.174	+0.022	142.6	5	1:56.030	144.5
3	22 Marc GARCIA	ESP	CHINA RACING TEAM	KOVE	Pirelli		12	23:31.241	+0.089	142.6	5	1:56.240	144.2
4	79 Tomas ALONSO	PRT	QUARESMA RACING TEAM	KAWASAKI	Pirelli	K	12	23:31.547	+0.395	142.5	5	1:56.072	144.4
5	14 Kevin FONTAINHA	BRA	MS RACING FIM LATINOAMERICA	YAMAHA	Pirelli		12	23:31.802	+0.650	142.5	3	1:56.584	143.8
6	47 Antonio TORRES	ESP	DEZA - BOX 77 RACING TEAM	KAWASAKI	Pirelli	K	12	23:31.858	+0.706	142.5	2	1:55.923	144.6
7	71 Ivan BOLAÑO	ESP	DEZA - BOX 77 RACING TEAM	KAWASAKI	Pirelli	K	12	23:32.213	+1.061	142.5	5	1:56.268	144.2
8	40 Emanuele CAZZANIGA	ITA	RACE STAR	YAMAHA	Pirelli		12	23:32.250	+1.098	142.5	5	1:56.452	144.0
9	26 Daniel OCETE	ESP	I+DENT JUNIOR RACING TEAM	YAMAHA	Pirelli		12	23:32.347	+1.195	142.4	5	1:56.013	144.5
10	24 Michel AGAZZI	ITA	TEAM RACESTAR	YAMAHA	Pirelli		12	23:32.386	+1.234	142.4	5	1:56.005	144.5
11	62 Blai TRIAS	ESP	ILUSION RACING	KAWASAKI	Pirelli	K	12	23:32.520	+1.368	142.4	6	1:56.717	143.6
12	35 Varis FLEMING	AUS	MOTAP RACING TEAM	KAWASAKI	Pirelli	K	12	23:32.695	+1.543	142.4	5	1:56.080	144.4
13	41 Ioannis PERISTERAS	GRC	ARCO MOTOR UNIVERSITY TEAM	YAMAHA	Pirelli		12	23:33.131	+1.979	142.4	6	1:55.993	144.5
14	76 Gonçalo DIAS	PRT	VRC TEAM	KAWASAKI	Pirelli	K	12	23:33.333	+2.183	142.3	6	1:56.814	143.5
15	32 Rodrigo VALENTE				Pirelli		12	23:46.797	+15.645	141.0	3	1:57.849	142.3
16	73 Ryunosuke NAKAMURA	JPN	MDR COMPETICIÓN	YAMAHA	Pirelli		12	23:46.907	+15.755	141.0	5	1:57.645	142.5
17	2 Natalia RIVERA	ESP	I+DENT JUNIOR RACING TEAM	YAMAHA	Pirelli		12	23:46.916	+15.764	141.0	7	1:57.102	143.2
18	23 Jordi RAPOSEIRAS	AND	ALMA RACING	KAWASAKI	Pirelli	K	12	23:48.840	+17.688	140.8	2	1:57.711	142.4
19	88 Tomas MARIN	COL	DEZA-BOX 77 RACING TEAM	KAWASAKI	Pirelli	K	12	23:50.665	+19.513	140.6	2	1:57.811	142.3
20	11 Delbosc DJEFFERSON	FRA		KAWASAKI	Pirelli	K	12	23:50.673	+19.521	140.6	3	1:58.323	141.7
21	43 Juan F. RISUEÑO	ESP	RISUEÑO RACING	KAWASAKI	Pirelli	K	12	23:52.480	+21.328	140.4	10	1:57.973	142.1
22	92 Joel AZNAR	ESP	ILUSION TEAM	KAWASAKI	Pirelli	K	12	24:06.372	+35.220	139.1	2	1:59.609	140.2
23	7 Guerau SIMO	ESP	I+DENT JUNIOR RACING TEAM	YAMAHA	Pirelli		12	24:06.516	+35.364	139.1	7	1:58.976	140.9
24	83 Astrid H. MADRIGAL	MEX	MOTAP RACING TEAM	KAWASAKI	Pirelli	K	12	24:06.791	+35.639	139.1	7	1:59.534	140.3
25	13 Joao H. PETRAZZO	BRA	TEAM GP3 AD11 BY FIMLA	KAWASAKI	Pirelli	K	12	24:07.446	+36.294	139.0	3	1:59.540	140.2
26	21 Rafael DA SILVA	BRA	KAWASAKI PL RACING JUNIOR TEAM	KAWASAKI	Pirelli	K	12	24:10.077	+38.925	138.7	2	1:58.961	140.9
27	48 Marfim A. EUGENIO	PRT	TEAM MOTOCLUBE LOULÉ	KAWASAKI	Pirelli	K	12	24:16.704	+45.552	138.1	3	1:59.833	139.9
28	15 Sara VARON	COL	MOTAP RACING TEAM	KAWASAKI	Pirelli	K	12	24:19.109	+47.957	137.9	2	2:00.282	139.4
29	54 Micke E. MELTVEIT	NOR		KTM	Pirelli		12	25:00.017	+1:28.865	134.1	2	2:03.601	135.6
<b>Not classified</b>													
61	Uriel HIDALGO	ESP	DEZA BOXX 77	KAWASAKI	Pirelli	K	7	13:47.379			5	1:56.222	144.3
84	Julio GARCIA	ESP	CHINA RACING TEAM	KOVE	Pirelli		7	19:24.790			4	1:58.738	141.2
9	Isis CARREÑO	CHL	TEAM GP3 AD11 BY FIMLA	KAWASAKI	Pirelli	K	3	6:19.818			2	2:01.663	137.8
72	Guillermo FERNANDES	BRA	MS RACING FIM LATINOAMERICA	YAMAHA	Pirelli		2	4:01.092			2	1:57.082	143.2
39	Enzo VALENTIN	BRA	MS RACING FIM LATINOAMERICA	YAMAHA	Pirelli								
18	Ivan MUÑOZ	ESP	DEZA - BOX 77 RACING TEAM	KAWASAKI	Pirelli	K							
<b>Not Started</b>													
80	Cameron RENDE	AUS	MOTAP RACING TEAM	KAWASAKI	Pirelli	K							

<b>Pole Position:</b>	Marc GARCIA		
<b>Fastest Lap:</b>	Lap2	Antonio TORRES	1:55.923
			144.6 Kph

Published at: .....

Track Status: **DRY**

<b>Race Director:</b> Rafa Vilarrúbias	<b>Timekeeper:</b> Yaiza Bonet
---	-----------------------------------



## SS 300/Cam.Iberoamericano

RFME ESBK 2023

Carrera 2 (12 Laps, 55.9 km.)

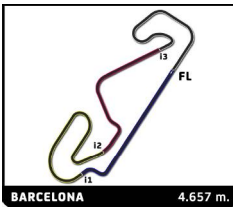
Classification by Class

No	Rider	Nat	Team	Bike	Laps	Total Time	Gap	Kph	Best Lap			
									Lap	Time	Kph	
<b>K</b>												
1	79 Tomas ALONSO	PRT	QUARESMA RACING TEAM	KAWASAKI	12	<b>23:31.547</b>		142.5	5	<b>1:56.072</b>	144.4	
2	47 Antonio TORRES	ESP	DEZA - BOX 77 RACING TEAM	KAWASAKI	12	<b>23:31.858</b>	+0.311	142.5	2	<b>1:55.923</b>	144.6	
3	71 Ivan BOLAÑO	ESP	DEZA- BOX 77 RACING TEAM	KAWASAKI	12	<b>23:32.213</b>	+0.666	142.5	5	<b>1:56.268</b>	144.2	
4	62 Blai TRIAS	ESP	ILUSION RACING	KAWASAKI	12	<b>23:32.520</b>	+0.973	142.4	6	<b>1:56.717</b>	143.6	
5	35 Varis FLEMING	AUS	MOTAP RACING TEAM	KAWASAKI	12	<b>23:32.695</b>	+1.148	142.4	5	<b>1:56.080</b>	144.4	
6	76 Gonçalo DIAS	PRT	VRC TEAM	KAWASAKI	12	<b>23:33.335</b>	+1.788	142.3	6	<b>1:56.814</b>	143.5	
7	23 Jordi RAPOSEIRAS	AND	ALMA RACING	KAWASAKI	12	<b>23:48.840</b>	+17.293	140.8	2	<b>1:57.711</b>	142.4	
8	88 Tomas MARIN	COL	DEZA-BOX 77 RACING TEAM	KAWASAKI	12	<b>23:50.665</b>	+19.118	140.6	2	<b>1:57.811</b>	142.3	
9	11 Delbosc D'JEFFERSON	FRA		KAWASAKI	12	<b>23:50.673</b>	+19.126	140.6	3	<b>1:58.323</b>	141.7	
10	43 Juan F. RISUEÑO	ESP	RISUEÑO RACING	KAWASAKI	12	<b>23:52.480</b>	+20.933	140.4	10	<b>1:57.973</b>	142.1	
11	92 Joel AZNAR	ESP	ILUSION TEAM	KAWASAKI	12	<b>24:06.372</b>	+34.825	139.1	2	<b>1:59.609</b>	140.2	
12	83 Astrid H. MADRIGAL	MEX	MOTAP RACING TEAM	KAWASAKI	12	<b>24:06.791</b>	+35.244	139.1	7	<b>1:59.534</b>	140.3	
13	13 Joao H. PETRAZZO	BRA	TEAM GP3 AD11 BY FIMLA	KAWASAKI	12	<b>24:07.446</b>	+35.899	139.0	3	<b>1:59.540</b>	140.2	
14	21 Rafael DA SILVA	BRA	KAWASAKI PL RACING JUNIOR TEAM	KAWASAKI	12	<b>24:10.077</b>	+38.530	138.7	2	<b>1:58.961</b>	140.9	
15	48 Martim A. EUGENIO	PRT	TEAM MOTOCLUBE LOULÉ	KAWASAKI	12	<b>24:16.704</b>	+45.157	138.1	3	<b>1:59.833</b>	139.9	
16	15 Sara VARON	COL	MOTAP RACING TEAM	KAWASAKI	12	<b>24:19.109</b>	+47.562	137.9	2	<b>2:00.282</b>	139.4	
<b>Not classified</b>												
61	Uriel HIDALGO	ESP	DEZA BOX 77	KAWASAKI	7	<b>13:47.379</b>	5 Laps		5	<b>1:56.222</b>	144.3	
9	Isis CARREÑO	CHL	TEAM GP3 AD11 BY FIMLA	KAWASAKI	3	<b>6:19.818</b>	9 Laps		2	<b>2:01.663</b>	137.8	
18	Ivan MUÑOZ	ESP	DEZA - BOX 77 RACING TEAM	KAWASAKI			12 Laps					
<b>Not Started</b>												
80	Cameron RENDE	AUS	MOTAP RACING TEAM	KAWASAKI			12 Laps					

Published at: .....

Track Status: **DRY**

<b>Race Director:</b> Rafa Vilarrúbias	<b>Timekeeper:</b> Yaiza Bonet
---	-----------------------------------



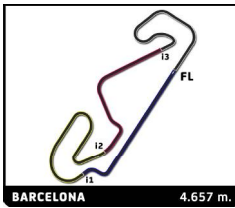
# SS 300/Cam.Iberoamericano

RFME ESBK 2023

Carrera 2

Lap Chart

		Lap												
No	Pos	Grid	1	2	3	4	5	6	7	8	9	10	11	12
22	1	22	22	33	33	33	47	33	22	79	33	22	79	33
14	2	14	33	22	24	22	22	24	47	62	22	40	71	55
55	3	55	71	47	55	47	55	22	55	22	71	71	62	22
39	4	39	84	24	22	62	33	55	33	40	40	33	55	79
84	5	84	55	55	47	55	24	47	40	33	55	79	33	14
47	6	47	40	62	62	40	40	62	62	55	79	55	14	47
71	7	71	24	71	40	24	62	40	79	47	47	24	40	71
62	8	62	62	61	71	14	71	79	24	24	62	62	22	40
61	9	61	47	40	14	71	79	14	71	71	14	47	24	26
33	10	33	76	76	61	79	14	71	14	14	24	14	47	24
40	11	40	61	14	76	61	61	61	35	35	35	35	26	62
79	12	79	14	79	79	76	35	35	41	41	41	41	35	35
76	13	76	79	41	35	41	76	41	26	26	26	26	41	41
24	14	24	35	35	41	35	26	76	76	76	76	76	76	76
32	15	32	41	84	26	26	41	26	61	32	32	2	32	32
72	16	72	32	72	32	32	32	32	32	73	73	73	2	73
41	17	41	72	26	84	84	73	73	73	2	2	32	73	2
43	18	43	11	32	73	73	23	23	2	23	23	23	23	23
80	19	80	26	23	11	23	11	11	23	11	11	11	11	88
35	20	35	9	11	23	11	88	88	11	88	88	88	88	11
26	21	26	23	2	88	2	2	2	88	43	43	43	43	43
9	22	9	2	88	2	88	84	43	43	92	92	92	92	92
73	23	73	88	73	21	43	43	92	92	7	7	7	83	7
18	24	18	73	21	43	21	92	21	21	21	83	83	7	83
11	25	11	92	92	92	92	21	13	7	83	21	13	13	13
21	26	21	21	9	83	83	13	83	83	13	13	21	21	21
88	27	88	83	83	13	13	83	7	13	48	48	48	48	48
23	28	23	13	13	48	48	48	48	48	15	15	15	15	15
2	29	2	15	43	7	7	7	15	15	54	54	54	54	54
7	30	7	48	48	15	15	15	84	54					
83	31	83	43	15	54	54	54	54	84					
92	32	92	7	7	9									
13	33	13	54	54										
48	34	48												
15	35	15												
54	36	54												



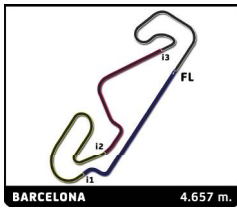
## SS 300/Cam.Iberoamericano

RFME ESBK 2023

Carrera 2

Best Sector Times

Sector 1			Sector 2			Sector 3			Pos	No Rider	Ideal Lap	Best Lap
Pos	No Rider	Time	No Rider	Time	No Rider	Time	Pos	No Rider				
1	33 G.SANCHEZ	21.652	22 M.GARCIA	35.115	71 I.BOLAÑO	24.305	1	33 G.SANCHEZ	1:55.379	1:56.364	(11)	
2	47 A.TORRES	21.681	24 M.AGAZZI	35.195	26 D.OCETE	24.317	2	24 M.AGAZZI	1:55.615	1:56.005	(3)	
3	79 T.ALONSO	21.704	33 G.SANCHEZ	35.260	40 E.CAZZANIGA	24.357	3	47 A.TORRES	1:55.646	1:55.923	(1)	
4	14 K.FONTAINHA	21.734	47 A.TORRES	35.290	14 K.FONTAINHA	24.369	4	55 U.CALATAYUD	1:55.735	1:56.030	(5)	
5	62 B.TRIAS	21.740	55 U.CALATAYUD	35.292	61 U.HIDALGO	24.388	5	22 M.GARCIA	1:55.850	1:56.240	(9)	
6	71 I.BOLAÑO	21.766	35 V.FLEMING	35.335	41 I.PERISTERAS	24.414	6	71 I.BOLAÑO	1:55.878	1:56.268	(10)	
7	40 E.CAZZANIGA	21.779	26 D.OCETE	35.339	24 M.AGAZZI	24.427	7	26 D.OCETE	1:55.894	1:56.013	(4)	
8	35 V.FLEMING	21.779	79 T.ALONSO	35.358	33 G.SANCHEZ	24.427	8	62 B.TRIAS	1:55.906	1:56.717	(14)	
9	41 I.PERISTERAS	21.781	41 I.PERISTERAS	35.422	55 U.CALATAYUD	24.434	9	79 T.ALONSO	1:55.917	1:56.072	(6)	
10	24 M.AGAZZI	21.812	76 G.DIAS	35.439	22 M.GARCIA	24.439	10	35 V.FLEMING	1:55.950	1:56.080	(7)	
11	55 U.CALATAYUD	21.822	71 I.BOLAÑO	35.480	76 G.DIAS	24.441	11	40 E.CAZZANIGA	1:55.956	1:56.452	(12)	
12	61 U.HIDALGO	21.854	40 E.CAZZANIGA	35.489	35 V.FLEMING	24.448	12	41 I.PERISTERAS	1:55.993	1:55.993	(2)	
13	76 G.DIAS	21.910	62 B.TRIAS	35.506	62 B.TRIAS	24.453	13	14 K.FONTAINHA	1:56.019	1:56.584	(13)	
14	2 N.RIVERA	21.913	61 U.HIDALGO	35.568	79 T.ALONSO	24.458	14	76 G.DIAS	1:56.134	1:56.814	(15)	
15	72 G.FERNANDES	21.938	14 K.FONTAINHA	35.611	47 A.TORRES	24.471	15	61 U.HIDALGO	1:56.165	1:56.222	(8)	
16	22 M.GARCIA	21.967	2 N.RIVERA	35.691	72 G.FERNANDES	24.653	16	73 R.NAKAMURA	1:56.919	1:57.645	(18)	
17	73 R.NAKAMURA	21.969	73 R.NAKAMURA	35.792	84 J.GARCIA	24.661	17	72 G.FERNANDES	1:56.926	1:57.082	(16)	
18	32 R.VALENTE	22.000	72 G.FERNANDES	35.810	11 D.DJEFFERSON	24.730	18	2 N.RIVERA	1:57.102	1:57.102	(17)	
19	23 J.RAPOSEIRAS	22.001	43 J.RISUEÑO	35.885	23 J.RAPOSEIRAS	24.746	19	23 J.RAPOSEIRAS	1:57.433	1:57.711	(19)	
20	26 D.OCETE	22.053	32 R.VALENTE	35.910	32 R.VALENTE	24.759	20	88 T.MARIN	1:57.553	1:57.811	(20)	
21	88 T.MARIN	22.107	88 T.MARIN	35.934	88 T.MARIN	24.761	21	32 R.VALENTE	1:57.606	1:57.849	(21)	
22	21 R.DA SILVA	22.133	23 J.RAPOSEIRAS	35.990	43 J.RISUEÑO	24.778	22	11 D.DJEFFERSON	1:57.704	1:58.323	(23)	
23	11 D.DJEFFERSON	22.146	11 D.DJEFFERSON	36.058	73 R.NAKAMURA	24.815	23	84 J.GARCIA	1:57.730	1:58.738	(24)	
24	48 M.EUGENIO	22.302	84 J.GARCIA	36.123	2 N.RIVERA	24.857	24	43 J.RISUEÑO	1:57.769	1:57.973	(22)	
25	83 A.MADRIGAL	22.308	21 R.DA SILVA	36.235	92 J.AZNAR	24.906	25	21 R.DA SILVA	1:58.652	1:58.961	(25)	
26	43 J.RISUEÑO	22.320	13 J.PETRAZZO	36.250	9 I.CARREÑO	24.950	26	13 J.PETRAZZO	1:58.834	1:59.540	(28)	
27	13 J.PETRAZZO	22.339	92 J.AZNAR	36.325	83 A.MADRIGAL	24.989	27	7 G.SIMO	1:58.837	1:58.976	(26)	
28	84 J.GARCIA	22.380	7 G.SIMO	36.339	13 J.PETRAZZO	25.022	28	83 A.MADRIGAL	1:58.866	1:59.534	(27)	
29	7 G.SIMO	22.454	48 M.EUGENIO	36.420	7 G.SIMO	25.082	29	92 J.AZNAR	1:58.870	1:59.609	(29)	
30	92 J.AZNAR	22.506	83 A.MADRIGAL	36.505	21 R.DA SILVA	25.108	30	48 M.EUGENIO	1:59.261	1:59.833	(30)	
31	15 S.VARON	22.647	15 S.VARON	36.686	48 M.EUGENIO	25.146	31	15 S.VARON	2:00.060	2:00.282	(31)	
32	9 I.CARREÑO	22.878	9 I.CARREÑO	37.306	15 S.VARON	25.236	32	9 I.CARREÑO	2:00.517	2:01.663	(32)	
33	54 M.MELTVEIT	23.198	54 M.MELTVEIT	37.551	54 M.MELTVEIT	25.973	33	54 M.MELTVEIT	2:03.324	2:03.601	(33)	



## SS 300/Cam.Iberoamericano

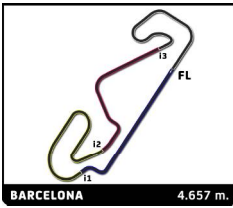
RFME ESBK 2023

Carrera 2

Best Top Speed

No Rider	Team	Class	Top 1		Top 2		Top 3		Top 4		Top 5		
			Kph	Lap	Kph	Lap	Kph	Lap	Kph	Lap	Kph	Lap	Avg
14 Kevin FONTAINHA	MS RACING FIM LATINOAMERICA		215.3	6	213.6	9	211.9	8	210.7	4	210.3	10	212.4
61 Uriel HIDALGO	DEZA BOXX 77	K	214.9	5	212.8	6	209.9	4	209.1	3	209.1	7	211.2
35 Varis FLEMING	MOTAP RACING TEAM	K	214.0	7	212.3	8	212.3	4	211.9	9	211.5	5	212.4
79 Tomas ALONSO	QUARESMA RACING TEAM	K	213.2	5	210.3	7	209.9	6	209.5	10	207.1	8	210.0
40 Emanuele CAZZANIGA	RACE STAR		212.3	7	209.1	5	207.5	6	207.5	4	206.7	10	208.6
41 Ioannis PERISTERAS	ARCO MOTOR UNIVERSITY TEAM		212.3	7	209.5	9	209.1	8	208.7	5	207.9	11	209.5
71 Ivan BOLAÑO	DEZA- BOX 77 RACING TEAM	K	212.3	6	211.9	9	208.7	8	208.3	3	206.3	7	209.5
72 Guillermo FERNANDES	MS RACING FIM LATINOAMERICA		211.9	2									211.9
32 Rodrigo VALENTE			210.3	2	207.1	3	203.6	11	202.5	4	199.9	5	204.7
76 Gonçalo DIAS	VRC TEAM	K	210.3	2	209.1	9	207.5	3	205.5	4	204.7	5	207.4
48 Martim A. EUGENIO	TEAM MOTOCLUBE LOULÉ	K	209.9	2	206.7	5	206.3	3	199.5	4	198.8	7	204.2
73 Ryunosuke NAKAMURA	MDR COMPETICIÓN		209.9	2	208.7	3	200.2	9	199.1	5	198.8	12	203.3
24 Michel AGAZZI	TEAM RACESTAR		209.5	8	209.5	5	208.3	10	206.7	9	206.3	12	208.1
83 Astrid H. MADRIGAL	MOTAP RACING TEAM	K	209.5	2	205.1	4	203.2	6	202.8	9	201.7	8	204.5
88 Tomas MARIN	DEZA-BOX 77 RACING TEAM	K	209.5	2	208.3	3	206.3	5	201.0	12	201.0	4	205.2
23 Jordi RAPOSEIRAS	ALMA RACING	K	208.7	2	207.5	4	203.2	5	201.3	3	199.5	12	204.0
47 Antonio TORRES	DEZA - BOX 77 RACING TEAM	K	208.7	12	206.7	7	205.5	5	204.7	9	204.0	11	205.9
55 Unai CALATAYUD	ARCO MOTOR UNIVERSITY TEAM		208.3	10	206.7	5	204.7	7	204.0	3	202.1	9	205.2
2 Natalia RIVERA	I+DENT JUNIOR RACING TEAM		207.9	2	205.9	4	205.5	3	201.7	6	201.3	7	204.5
13 Joao H. PETRAZZO	TEAM GP3 AD11 BY FIMLA	K	207.5	10	207.1	12	205.5	11	205.1	5	205.1	4	206.1
62 Blai TRIAS	ILUSION RACING	K	207.5	6	207.5	3	203.6	4	202.8	7	202.5	10	204.8
43 Juan F. RISUEÑO	RISUEÑO RACING	K	207.1	2	200.2	3	198.8	4	197.3	12	197.3	6	200.1
7 Guerau SIMO	I+DENT JUNIOR RACING TEAM		206.7	3	204.0	12	202.1	6	201.7	2	199.5	7	202.8
15 Sara VARON	MOTAP RACING TEAM	K	206.7	2	204.0	3	199.5	4	198.8	5	195.5	6	200.9
26 Daniel OCETE	I+DENT JUNIOR RACING TEAM		205.9	11	205.1	3	204.4	10	203.2	8	202.1	12	204.1
11 Delbosc D'JEFFERSON		K	203.6	5	202.8	3	200.6	4	199.9	8	199.1	11	201.2
21 Rafael DA SILVA	KAWASAKI PL RACING JUNIOR TEAM	K	203.6	11	202.8	2	202.5	10	201.7	6	197.3	5	201.6
33 Gonzalo SANCHEZ	ARCO MOTOR UNIVERSITY TEAM		202.8	9	202.1	3	198.4	12	197.7	6	197.0	10	199.6
92 Joel AZNAR	ILUSION TEAM	K	202.5	2	201.3	3	197.3	5	195.9	9	195.9	6	198.6
84 Julio GARCIA	CHINA RACING TEAM		202.5	3	198.8	4	194.1	5	191.4	2	184.0	6	194.2
22 Marc GARCIA	CHINA RACING TEAM		201.3	7	200.6	5	199.5	10	198.4	4	198.0	6	199.6
9 Isis CARREÑO	TEAM GP3 AD11 BY FIMLA	K	199.5	2	191.7	3							195.6
54 Micke E. MELTVEIT			197.3	2	194.8	3	193.5	5	192.4	4	192.1	6	194.0
18 Ivan MUÑOZ	DEZA - BOX 77 RACING TEAM	K											
39 Enzo VALENTIN	MS RACING FIM LATINOAMERICA												
80 Cameron RENDE	MOTAP RACING TEAM	K											





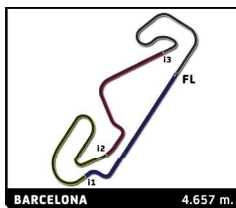
**SS 300/Cam.Iberoamericano**

RFME ESBK 2023

Carrera 2

Fastest Lap Sequence

Elapsed	No Rider	Team	Bike	Class	Time	Kph	Lap
3:57.171	<b>33 Gonzalo SANCHEZ</b>	ARCO MOTOR UNIVERSITY TEAM	YAMAHA		<b>1:56.999</b>	143.3	2
3:57.423	<b>47 Antonio TORRES</b>	DEZA - BOX 77 RACING TEAM	KAWASAKI	K	<b>1:55.923</b>	144.6	2



# SS 300/Cam.Iberoamericano

## RFME ESBK 2023

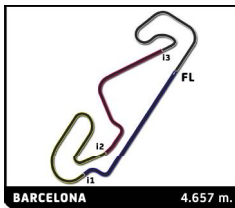
### Carrera 2

### Sector Analysis

— Invalidated Lap    ■ Personal Best    ■ Session Best    B Crossing the pit lane

Lap	Time	Sector 1	Sector 2	Sector 3	Sector 4	T.Spd	Lap	Time	Sector 1	Sector 2	Sector 3	Sector 4	T.Spd	
<b>33</b>	<b>Gonzalo SANCHEZ</b> ESP							10	1:57.757	<b>21.704</b>	36.048	24.615	35.390	209.5
	ARCO MOTOR UNIVERSITY TEAM YAMAHA							11	1:58.250	22.035	35.762	24.818	35.635	199.5
								12	1:57.894	22.702	35.713	25.077	34.402	193.8
1	2:00.172	25.783	35.451	24.731	34.207									
2	1:56.999	22.503	35.424	24.734	34.338	196.6								
3	1:57.456	22.664	35.289	24.751	34.752	202.1								
4	1:56.777	22.621	35.294	24.609	34.253	196.6								
5	1:56.701	22.974	<b>35.260</b>	<b>24.427</b>	<b>34.040</b>	193.8								
6	1:56.670	22.125	35.342	24.730	34.473	197.7								
7	1:57.630	22.833	35.742	24.498	34.557	195.5								
8	1:58.163	22.589	35.864	24.905	34.805	192.8								
9	<b>1:56.364</b>	<b>21.652</b>	35.551	24.758	34.403	202.8								
10	1:58.394	22.837	35.757	24.593	35.207	197.0								
11	1:58.742	22.377	36.049	24.634	35.682	195.9								
12	1:57.084	22.075	35.624	24.818	34.567	198.4								
<b>14</b>	<b>Kevin FONTAINHA</b> BRA													
	MS RACING FIM LATINOAMERICA YAMAHA													
1	2:02.007	26.963	36.098	24.473	34.473									
2	1:56.962	22.169	35.894	24.592	34.307	210.3								
3	<b>1:56.584</b>	<b>21.734</b>	<b>35.611</b>	24.503	34.736	208.7								
4	1:57.132	22.051	36.084	24.692	<b>34.305</b>	210.7								
5	1:56.602	22.087	35.802	<b>24.369</b>	34.344	207.1								
6	1:56.658	21.762	35.791	24.546	34.559	215.3								
7	1:57.367	22.127	35.920	24.884	34.436	206.7								
8	1:57.855	22.217	35.835	24.851	34.952	211.9								
9	1:56.907	22.168	35.632	24.625	34.482	213.6								
10	1:57.806	21.927	35.763	24.605	35.511	210.3								
11	1:58.400	22.252	35.934	24.516	35.698	207.9								
12	1:57.522	22.313	36.034	24.574	34.601	203.6								
<b>55</b>	<b>Unai CALATAYUD</b> ESP													
	ARCO MOTOR UNIVERSITY TEAM YAMAHA													
1	2:01.094	25.597	35.853	24.718	34.926									
2	1:56.615	22.686	35.308	<b>24.434</b>	<b>34.187</b>	199.1								
3	1:57.008	21.843	35.641	24.766	34.758	204.0								
4	1:57.217	22.685	35.692	24.634	34.206	195.2								
5	<b>1:56.030</b>	<b>21.822</b>	<b>35.292</b>	24.512	34.404	206.7								
6	1:57.313	22.354	35.497	24.738	34.724	201.0								
7	1:57.071	21.892	35.722	24.617	34.840	204.7								
8	1:58.381	22.787	35.853	24.754	34.987	189.4								
9	1:56.835	22.114	35.517	24.585	34.619	202.1								
10	1:57.969	22.038	36.045	24.631	35.255	208.3								
11	1:58.501	22.016	35.717	24.933	35.835	198.0								
12	1:57.140	22.414	35.585	24.863	34.278	199.5								
<b>47</b>	<b>Antonio TORRES</b> ESP													
	DEZA - BOX 77 RACING TEAM KAWASAKI													
1	2:01.500	26.482	36.097	24.717	<b>34.204</b>									
2	<b>1:55.923</b>	<b>21.681</b>	<b>35.290</b>	24.492	34.460	204.0								
3	1:57.532	22.262	35.779	24.597	34.894	201.7								
4	1:56.817	22.101	35.652	24.615	34.449	200.6								
5	1:55.929	21.735	35.467	<b>24.471</b>	34.256	205.5								
6	1:57.653	22.761	35.488	24.695	34.709	200.6								
7	1:56.910	21.945	35.736	24.512	34.717	206.7								
8	1:58.538	23.200	35.782	24.760	34.796	188.4								
9	1:57.022	22.312	35.543	24.612	34.555	204.7								
10	1:58.017	22.510	35.796	24.606	35.105	202.5								
11	1:58.878	22.450	36.295	24.496	35.637	204.0								
12	1:57.139	21.976	35.765	24.665	34.733	208.7								
<b>71</b>	<b>Ivan BOLAÑO</b> ESP													
	DEZA - BOX 77 RACING TEAM KAWASAKI													
1	2:01.076	25.464	35.682	24.794	35.136									
2	1:57.320	22.377	36.009	24.512	34.422	203.6								
3	1:57.023	21.925	35.841	24.500	34.757	208.3								
4	1:57.410	22.337	35.986	24.623	34.464	204.4								
5	<b>1:56.268</b>	21.932	35.704	<b>24.305</b>	<b>34.327</b>	205.1								
6	1:56.992	21.901	35.908	24.581	34.602	212.3								
7	1:57.050	21.954	36.002	24.524	34.570	206.3								
8	1:57.858	22.310	35.827	24.791	34.930	208.7								
9	1:56.319	<b>21.766</b>	<b>35.480</b>	24.529	34.544	211.9								
10	1:57.926	22.303	35.676	24.673	35.274	200.2								
11	1:58.650	22.790	35.612	24.631	35.617	196.2								
12	1:58.321	23.078	36.053	24.611	34.579	196.2								
<b>40</b>	<b>Emanuele CAZZANIGA</b> ITA													
	RACE STAR YAMAHA													
1	2:01.111	26.549	35.619	24.483	34.460									
2	1:57.528	22.814	35.821	24.473	34.420	199.1								
3	1:56.529	21.800	35.543	24.562	34.624	206.3								
4	1:56.953	22.193	35.907	24.522	<b>34.331</b>	207.5								
5	<b>1:56.452</b>	22.180	35.493	<b>24.357</b>	34.422	209.1								
6	1:57.012	22.200	35.738	24.638	34.436	207.5								
<b>22</b>	<b>Marc GARCIA</b> ESP													
	CHINA RACING TEAM KOVE													
1	2:00.059	25.317	35.476	24.850	34.416									
2	1:57.221	22.456	35.646	24.661	34.458	197.7								
3	1:57.596	22.757	35.504	24.604	34.731	197.7								
4	1:56.801	22.482	35.551	<b>24.439</b>	<b>34.329</b>	198.4								
5	<b>1:56.240</b>	<b>21.967</b>	<b>35.115</b>	24.728	34.430	200.6								
6	1:57.266	22.593	35.547	24.606	34.520	198.0								
7	1:56.989	22.256	35.234	24.734	34.765	201.3								
8	1:58.122	22.618	35.929	24.659	34.916	192.8								
9	1:56.894	22.135	35.487	24.655	34.617	197.3								
10	1:57.863	22.212	35.662	24.847	35.142	199.5								
11	1:59.468	23.437	35.904	24.501	35.626	193.8								
12	1:56.722	22.165	35.451	24.729	34.377	197.3								
<b>79</b>	<b>Tomas ALONSO</b> PRT													
	QUARESMA RACING TEAM KAWASAKI													
1	2:02.875	26.945	36.724	24.788	34.418									
2	1:56.841	21.842	35.807	24.768	34.424	206.3								
3	1:56.778	22.045	35.628	24.671	34.434	205.1								
4	1:56.576	22.014	35.575	24.581	34.406	206.7								
5	<b>1:56.072</b>	21.856	<b>35.358</b>	24.461	<b>34.397</b>	213.2								
6	1:56.592	21.744	35.898	<b>24.458</b>	34.492	209.9								
7	1:57.174	22.262	35.631	24.541	34.740	210.3								
8	1:57.111	21.837	35.634	24.783	34.857	207.1								
9	1:57.627	22.975	35.502	24.508	34.642	194.5								





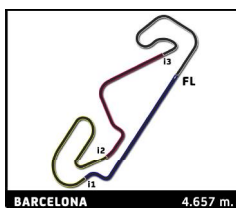
## SS 300/Cam.Iberoamericano

RFME ESBK 2023

Carrera 2

Sector Analysis

Invalidated Lap							Personal Best							Session Best							Crossing the pit lane																																																
Lap	Time	Sector 1	Sector 2	Sector 3	Sector 4	T.Spd	Lap	Time	Sector 1	Sector 2	Sector 3	Sector 4	T.Spd	Lap	Time	Sector 1	Sector 2	Sector 3	Sector 4	T.Spd	Lap	Time	Sector 1	Sector 2	Sector 3	Sector 4	T.Spd																																										
7	1:56.987	21.991	35.610	24.529	34.857	212.3	4	1:57.164	21.942	35.677	24.694	34.851	212.3	5	<b>1:56.080</b>	21.886	<b>35.335</b>	<b>24.448</b>	34.411	211.5	6	1:56.539	21.998	35.547	24.580	34.414	205.9	7	1:56.956	<b>21.779</b>	35.784	24.757	34.636	214.0	8	1:57.690	22.113	35.878	24.886	34.813	212.3	9	1:57.200	22.308	35.743	24.701	34.448	211.9	10	1:57.552	22.003	35.936	24.681	34.932	209.5	11	1:59.245	22.951	35.823	24.629	35.842	196.6	12	1:57.873	22.580	35.860	24.396	35.037	200.6
<b>26</b>	<b>Daniel OCETE</b>					ESP	<b>41</b>	<b>Ioannis PERISTERAS</b>					GRC																																																								
I+DENT JUNIOR RACING TEAM							ARCO MOTOR UNIVERSITY TEAM							YAMAHA																																																							
1	2:04.542	27.351	37.642	25.053	34.496		1	2:03.380	27.121	36.736	25.023	34.500																																																									
2	1:56.650	22.248	35.378	24.669	34.355	198.0	2	1:56.652	21.895	35.695	24.539	34.523	204.4																																																								
3	1:56.482	<b>22.053</b>	35.716	24.528	<b>34.185</b>	205.1	3	1:56.965	22.159	35.631	24.534	34.641	206.3																																																								
4	1:56.772	22.253	35.518	24.685	34.316	198.4	4	1:56.884	21.868	35.692	24.582	34.742	206.3																																																								
5	<b>1:56.013</b>	22.153	<b>35.339</b>	<b>24.317</b>	34.204	201.0	5	1:56.849	21.997	35.905	24.449	34.498	208.7																																																								
6	1:57.231	22.367	35.492	24.939	34.433	198.0	6	<b>1:55.993</b>	<b>21.781</b>	<b>35.422</b>	<b>24.414</b>	<b>34.376</b>	207.9																																																								
7	1:57.198	22.387	35.556	24.580	34.675	198.8	7	1:57.160	21.847	35.900	24.684	34.729	212.3																																																								
8	1:56.939	22.195	35.692	24.793	34.259	203.2	8	1:57.499	21.941	35.896	24.899	34.763	209.1																																																								
9	1:57.712	22.264	35.925	24.934	34.589	201.3	9	1:57.442	22.495	35.605	24.712	34.630	209.5																																																								
10	1:56.803	22.169	35.535	24.438	34.661	204.4	10	1:57.403	22.105	35.634	24.732	34.932	203.6																																																								
11	1:58.461	22.415	36.184	24.712	35.150	205.9	11	1:59.020	22.532	36.695	24.588	35.205	207.9																																																								
12	1:57.544	22.282	35.726	24.834	34.702	202.1	12	1:57.884	22.136	36.015	24.768	34.965	205.9																																																								
<b>24</b>	<b>Michel AGAZZI</b>					ITA	<b>76</b>	<b>Gonçalo DIAS</b>					PRT																																																								
TEAM RACESTAR							VRC TEAM							KAWASAKI																																																							
1	2:01.176	26.737	35.517	24.450	34.472		1	2:01.697	26.859	35.890	24.604	<b>34.344</b>																																																									
2	1:56.434	22.345	35.481	<b>24.427</b>	<b>34.181</b>	198.4	2	1:57.175	21.912	36.150	24.763	34.350	210.3																																																								
3	1:57.035	22.338	35.340	24.577	34.780	199.5	3	1:56.971	21.980	35.776	<b>24.441</b>	34.774	207.5																																																								
4	1:57.611	22.886	35.917	24.530	34.278	199.1	4	1:57.698	22.152	36.063	24.845	34.638	205.5																																																								
5	<b>1:56.005</b>	21.817	<b>35.195</b>	24.695	34.298	209.5	5	1:56.898	22.081	35.716	24.553	34.548	204.7																																																								
6	1:56.612	21.848	35.594	24.739	34.431	205.1	6	<b>1:56.814</b>	22.301	<b>35.439</b>	24.544	34.530	199.1																																																								
7	1:58.206	23.002	35.804	24.548	34.852	192.4	7	1:57.699	22.093	35.979	24.980	34.647	202.8																																																								
8	1:57.768	22.215	35.779	24.885	34.889	209.5	8	1:57.123	22.229	35.767	24.626	34.501	200.2																																																								
9	1:57.393	22.497	35.667	24.774	34.455	206.7	9	1:57.549	<b>21.910</b>	35.958	24.883	34.798	209.1																																																								
10	1:57.329	<b>21.812</b>	35.809	24.677	35.031	208.3	10	1:57.395	21.961	35.952	24.725	34.757	202.5																																																								
11	1:59.039	22.777	35.844	24.685	35.733	198.0	11	1:58.281	22.272	36.181	24.722	35.106	201.7																																																								
12	1:57.778	22.413	36.053	24.711	34.601	206.3	12	1:58.035	22.283	36.041	24.676	35.035	201.7																																																								
<b>62</b>	<b>Blai TRIAS</b>					ESP	<b>32</b>	<b>Rodrigo VALENTE</b>																																																													
ILUSION RACING							KAWASAKI																																																														
1	2:01.300	26.384	36.065	24.513	34.338		1	2:03.883	27.124	36.744	25.021	34.994																																																									
2	1:56.831	22.479	35.636	24.509	<b>34.207</b>	198.0	2	1:57.962	22.190	36.009	<b>24.759</b>	35.004	210.3																																																								
3	1:56.886	22.053	35.564	24.561	34.708	207.5	3	<b>1:57.849</b>	<b>22.000</b>	36.027	24.885	<b>34.937</b>	207.1																																																								
4	1:56.861	21.914	35.888	24.750	34.309	203.6	4	1:58.299	22.295	35.977	24.963	35.064	202.5																																																								
5	1:56.847	22.313	35.737	24.493	34.304	199.1	5	1:58.458	22.439	36.073	24.957	34.989	199.9																																																								
6	<b>1:56.717</b>	21.929	35.598	24.553	34.637	207.5	6	1:58.631	22.428	36.197	24.988	35.018	198.8																																																								
7	1:57.260	22.227	35.822	<b>24.453</b>	34.758	202.8	7	1:58.513	22.425	36.022	25.006	35.060	198.8																																																								
8	1:57.341	<b>21.740</b>	36.025	24.776	34.800	202.5	8	1:58.585	22.498	35.999	24.983	35.105	196.6																																																								
9	1:57.821	23.202	<b>35.506</b>	24.531	34.582	193.5	9	1:58.536	22.693	<b>35.910</b>	24.942	34.991	197.3																																																								
10	1:57.852	22.313	36.033	24.497	35.009	202.5	10	1:59.168	22.572	36.085	25.117	35.394	197.3																																																								
11	1:58.227	22.078	35.603	24.830	35.716	201.0	11	1:58.318	22.195	36.026	24.994	35.103	203.6																																																								
12	1:58.577	22.531	36.433	24.839	34.774	194.5	12	1:58.595	22.646	36.092	24.827	35.030	194.8																																																								
<b>35</b>	<b>Varis FLEMING</b>					AUS	<b>73</b>	<b>Ryunosuke NAKAMURA</b>					JPN																																																								
MOTAP RACING TEAM							MDR COMPETICIÓN							YAMAHA																																																							
1	2:03.269	26.641	36.995	24.717	34.916																																																																
2	1:56.943	22.296	35.643	24.616	<b>34.388</b>	205.9																																																															
3	1:56.544	21.858	35.565	24.562	34.559	209.9																																																															



# SS 300/Cam.Iberoamericano

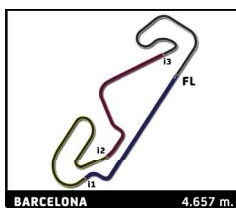
## RFME ESBK 2023

### Carrera 2

### Sector Analysis

Sector Analysis							Overall Results						
Lap	Time	Sector 1	Sector 2	Sector 3	Sector 4	T.Sp	Lap	Time	Sector 1	Sector 2	Sector 3	Sector 4	T.Sp
1	2:05.601	27.984	37.424	25.585	34.608								
2	1:57.710	22.182	36.157	25.028	34.343	209.9							
3	1:57.777	21.969	36.191	24.927	34.690	208.7							
4	1:58.348	22.830	36.051	25.004	34.463	196.6							
5	1:57.645	22.390	35.854	24.910	34.491	199.1							
6	1:58.089	22.429	35.792	24.973	34.895	197.3							
7	1:58.533	22.648	35.999	24.821	35.065	198.8							
8	1:58.615	22.596	36.073	24.921	35.025	198.0							
9	1:58.645	22.407	36.187	24.992	35.059	200.2							
10	1:58.579	22.892	35.862	25.091	34.734	193.1							
11	1:58.880	22.953	36.176	24.815	34.936	193.5							
12	1:58.485	22.115	36.153	25.189	35.028	198.8							
<b>2</b> Natalia RIVERA ESP							<b>11</b> Delbosc D'JEFFERSON FRA						
I+DENT JUNIOR RACING TEAM YAMAHA							KAWASAKI						
1	2:05.254	27.567	37.221	25.619	34.847		1	2:04.478	27.196	37.038	25.237	35.007	
2	1:57.830	22.083	36.083	24.862	34.802	207.9	2	1:58.536	22.408	36.409	24.730	34.989	198.8
3	1:58.801	22.798	36.015	25.102	34.886	205.5	3	1:58.323	22.146	36.223	24.974	34.980	202.8
4	1:58.401	22.376	36.171	25.154	34.700	205.9	4	1:58.891	22.166	36.772	25.183	34.770	200.6
5	1:58.651	22.452	36.258	25.021	34.920	197.3	5	1:58.534	22.356	36.150	25.069	34.959	203.6
6	1:58.858	22.727	36.262	25.105	34.764	201.7	6	1:58.739	22.354	36.619	24.828	34.938	197.7
7	1:57.102	21.913	35.691	24.857	34.641	201.3	7	1:59.314	22.533	36.922	24.830	35.029	195.5
8	1:57.966	22.515	35.749	24.960	34.742	196.6	8	1:58.629	22.375	36.255	25.053	34.946	199.9
9	1:58.151	22.362	35.834	24.981	34.974	199.5	9	1:58.456	22.414	36.058	25.108	34.876	195.9
10	1:58.457	22.630	35.865	25.146	34.816	193.5	10	1:58.984	22.443	36.097	25.002	35.442	198.8
11	1:58.831	23.078	35.862	24.892	34.999	193.5	11	1:58.858	22.586	36.194	25.018	35.060	199.1
12	1:58.614	22.737	36.029	24.953	34.895	193.5	12	1:58.931	22.499	36.184	25.135	35.113	197.7
<b>43</b> Juan F. RISUEÑO ESP							<b>92</b> Joel AZNAR ESP						
RISUEÑO RACING KAWASAKI							ILUSION TEAM KAWASAKI						
1	2:07.585	27.836	39.345	25.233	35.171		1	2:06.411	27.660	37.624	25.629	35.498	
2	1:59.623	22.710	36.358	25.235	35.320	207.1	2	1:59.609	22.538	36.628	25.310	35.133	202.5
3	1:58.627	22.666	35.887	24.807	35.267	200.2	3	1:59.818	22.506	36.331	25.149	35.832	201.3
4	1:58.865	23.126	35.945	24.861	34.933	198.8	4	1:59.675	23.056	36.325	24.929	35.365	195.9
5	1:58.613	22.525	35.970	25.140	34.978	196.6	5	1:59.693	22.843	36.379	25.226	35.245	197.3
6	1:58.366	22.520	36.052	24.794	35.000	197.3	6	2:00.292	22.742	36.401	25.348	35.801	195.9
7	1:59.117	22.870	36.147	25.011	35.089	195.9	7	2:00.368	22.986	36.507	25.316	35.559	193.1
8	1:58.710	22.880	36.064	24.884	34.882	193.5	8	2:00.374	22.945	36.563	25.364	35.502	192.4
9	1:58.336	22.566	35.915	24.862	34.993	195.5	9	2:00.090	22.966	36.564	25.145	35.415	195.9
10	1:57.973	22.408	35.885	24.894	34.786	195.9	10	1:59.996	23.176	36.414	24.906	35.500	192.4
11	1:58.168	22.320	36.062	24.821	34.965	196.2	11	1:59.778	23.092	36.527	24.958	35.201	192.8
12	1:58.497	22.379	36.221	24.778	35.119	197.3	12	2:00.268	22.987	36.613	25.428	35.240	193.1
<b>23</b> Jordi RAPOSEIRAS AND							<b>7</b> Guerau SIMO ESP						
ALMA RACING KAWASAKI							I+DENT JUNIOR RACING TEAM YAMAHA						
1	2:05.172	27.927	37.022	25.076	35.147		1	2:08.213	28.774	37.873	25.839	35.727	
2	1:57.711	22.001	35.990	24.746	34.974	208.7	2	1:59.779	22.531	36.609	25.139	35.500	201.7
3	1:58.828	22.730	36.017	25.104	34.977	201.3	3	2:00.244	22.656	37.000	25.150	35.438	206.7
4	1:58.409	22.366	36.276	24.902	34.865	207.5	4	1:59.898	22.884	36.604	25.289	35.121	195.5
5	1:58.564	22.328	36.473	24.850	34.913	203.2	5	1:59.451	22.522	36.339	25.107	35.483	198.0
6	1:58.751	22.679	36.228	24.854	34.990	198.8	6	1:59.966	22.525	36.769	25.231	35.441	202.1
7	1:58.471	22.705	36.276	24.794	34.696	194.1	7	1:58.976	22.454	36.377	25.183	34.962	199.5
8	1:58.035	22.356	36.046	24.778	34.855	198.0	8	1:59.779	22.510	36.789	25.082	35.398	197.7
9	1:58.562	22.486	36.184	24.941	34.951	197.7	9	2:00.206	22.688	36.540	25.443	35.535	198.4
10	1:58.524	22.430	36.101	24.930	35.063	198.0							
11	1:58.921	22.569	36.337	25.008	35.007	199.5							
12	1:58.892	22.497	36.175	25.007	35.213	199.5							
<b>88</b> Tomas MARIN COL													
DEZA-BOX 77 RACING TEAM KAWASAKI													
1	2:05.433	27.760	37.362	25.462	34.849								
2	1:57.811	22.107	36.066	24.887	34.751	209.5							
3	1:58.600	22.482	36.124	25.037	34.957	208.3							
4	1:58.713	22.594	36.232	25.075	34.812	201.0							
5	1:58.275	22.375	36.317	24.761	34.822	206.3							
6	1:58.879	22.720	36.317	24.976	34.866	197.3							
7	1:59.244	22.686	36.348	25.025	35.185	200.2							
8	1:58.540	22.401	36.209	25.083	34.847	199.1							
9	1:58.433	22.588	35.934	25.073	34.838	193.1							
10	1:59.008	22.656	36.067	25.492	34.793	195.2							
11	1:58.934	22.684	36.258	25.031	34.961	196.6							
12	1:58.795	22.536	36.205	24.973	35.081	201.0							





## SS 300/Cam.Iberoamericano

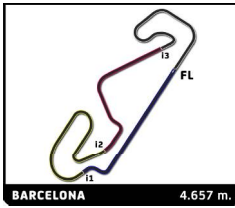
RFME ESBK 2023

Carrera 2

Sector Analysis

— Invalidated Lap							■ Personal Best		■ Session Best		B Crossing the pit lane			
Lap	Time	Sector 1	Sector 2	Sector 3	Sector 4	T.Sp	Lap	Time	Sector 1	Sector 2	Sector 3	Sector 4	T.Sp	
<b>9</b>	<b>Isis CARREÑO</b>					CHL								
	TEAM GP3 AD11 BY FIMLA					KAWASAKI								
1	2:05.059	27.420	<b>37.306</b>	<b>24.950</b>	<b>35.383</b>									
2	<b>2:01.663</b>	<b>22.878</b>	37.606	25.700	35.479	199.5								
3	2:13.096 <b>B</b>	23.657	37.460	26.134	45.845	191.7								
<b>72</b>	<b>Guillermo FERNANDES</b>					BRA								
	MS RACING FIM LATINOAMERICA					YAMAHA								
1	2:04.010	27.179	36.967	25.044	34.820									
2	<b>1:57.082</b>	<b>21.938</b>	<b>35.810</b>	24.809	<b>34.525</b>	211.9								





## SS 300/Cam.Iberoamericano

RFME ESBK 2023

Carrera 2

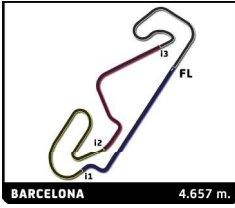
Analysis by lap

Lapped

No	Lap Time	Gap	No	Lap Time	Gap	No	Lap Time	Gap	No	Lap Time	Gap	No	Lap Time	Gap
<b>Lap 1</b>			2	1:57.830	5.913	14	1:57.132	1.281	<b>Lap 6</b>			43	1:59.117	18.624
22	2:00.059	0.000	88	1:57.811	6.073	71	1:57.410	1.425				92	2:00.368	23.694
33	2:00.172	0.113	73	1:57.710	6.140	79	1:56.576	1.666	33	1:56.670		21	2:00.353	23.737
71	2:01.076	1.017	21	1:58.961	8.302	61	1:57.574	1.810	24	1:56.612	0.098	7	1:58.976	24.355
84	2:01.081	1.022	92	1:59.609	8.849	76	1:57.698	2.137	22	1:57.266	0.408	83	1:59.534	24.793
55	2:01.094	1.035	9	2:01.663	9.551	41	1:56.884	2.477	55	1:57.313	0.502	13	2:00.422	25.598
40	2:01.111	1.052	83	2:00.064	9.631	35	1:57.164	2.516	47	1:57.653	0.579	48	2:00.920	27.167
24	2:01.176	1.117	13	1:59.882	9.975	26	1:56.772	3.042	62	1:56.717	0.667	15	2:01.283	30.071
62	2:01.300	1.241	43	1:59.623	10.037	32	1:58.299	6.589	40	1:57.012	0.810	54	2:04.167	52.601
47	2:01.500	1.441	48	1:59.855	10.250	84	1:58.738	7.067	79	1:56.592	0.959	<b>Lap 8</b>		
76	2:01.697	1.638	15	2:00.282	10.570	73	1:58.348	8.032	14	1:56.658	1.170	79	1:57.111	
61	2:01.805	1.746	7	1:59.779	10.821	23	1:58.409	8.716	71	1:56.992	1.314	62	1:57.341	0.024
14	2:02.007	1.948	54	2:03.601	16.697	11	1:58.891	8.824	61	1:56.927	1.588	22	1:58.122	0.275
79	2:02.875	2.816	<b>Lap 3</b>			2	1:58.401	8.882	35	1:56.539	1.764	40	1:57.857	0.410
35	2:03.269	3.210	33	1:57.456		88	1:58.713	9.153	41	1:55.993	1.948	33	1:58.163	0.549
41	2:03.380	3.321	24	1:57.035	0.018	43	1:58.865	13.296	76	1:56.814	2.478	55	1:58.381	0.710
32	2:03.883	3.824	55	1:57.008	0.090	21	2:00.121	14.097	26	1:57.231	2.915	47	1:58.538	0.783
72	2:04.010	3.951	22	1:57.596	0.249	92	1:59.675	14.109	32	1:58.631	10.307	24	1:57.768	0.828
11	2:04.478	4.419	47	1:57.532	0.328	83	2:00.555	15.516	73	1:58.089	10.395	71	1:57.858	0.978
26	2:04.542	4.483	62	1:56.886	0.390	13	2:00.456	15.738	23	1:58.751	12.660	14	1:57.855	1.148
9	2:05.059	5.000	40	1:56.529	0.541	48	1:59.952	15.802	11	1:58.739	12.726	35	1:57.690	1.166
23	2:05.172	5.113	71	1:57.023	0.792	7	1:59.898	16.730	88	1:58.879	12.936	41	1:57.499	1.363
2	2:05.254	5.195	14	1:56.584	0.926	15	2:00.480	17.501	2	1:58.858	13.020	26	1:56.939	1.808
88	2:05.433	5.374	61	1:57.113	1.013	54	2:04.019	30.194	43	1:58.366	16.904	76	1:57.123	2.056
73	2:05.601	5.542	76	1:56.971	1.216	<b>Lap 5</b>			21	2:00.118	20.781	32	1:58.585	12.161
92	2:06.411	6.352	79	1:56.778	1.867	47	1:55.929		13	2:00.599	22.573	73	1:58.615	12.299
21	2:06.512	6.453	35	1:56.544	2.129	22	1:56.240	0.216	83	2:00.272	22.656	2	1:57.966	12.844
83	2:06.738	6.679	41	1:56.965	2.370	55	1:56.030	0.263	7	1:59.966	22.776	23	1:58.035	13.922
13	2:07.264	7.205	26	1:56.482	3.047	33	1:56.701	0.404	48	2:01.149	23.644	11	1:58.629	15.425
15	2:07.459	7.400	32	1:57.849	5.067	24	1:56.005	0.560	15	2:01.379	26.185	88	1:58.540	15.476
48	2:07.566	7.507	84	1:58.811	5.106	40	1:56.452	0.872	84	2:13.778	29.193	43	1:58.710	19.487
43	2:07.585	7.526	73	1:57.777	6.461	62	1:56.847	1.024	54	2:04.724	45.831	92	2:00.374	26.221
7	2:08.213	8.154	11	1:58.323	6.710	71	1:56.268	1.396	<b>Lap 7</b>			7	1:59.779	26.287
54	2:10.267	10.208	23	1:58.828	7.084	79	1:56.072	1.441	22	1:56.989		21	2:00.464	26.354
<b>Lap 2</b>			88	1:58.600	7.217	14	1:56.602	1.586	47	1:56.910	0.092	83	1:59.701	26.647
33	1:56.999		2	1:58.801	7.258	61	1:56.222	1.735	55	1:57.071	0.176	13	1:59.601	27.352
22	1:57.221	0.109	21	1:59.907	10.753	35	1:56.080	2.299	33	1:57.630	0.233	48	2:01.003	30.323
47	1:55.923	0.252	43	1:58.627	11.208	76	1:56.898	2.738	40	1:56.987	0.400	15	2:01.368	33.592
24	1:56.434	0.439	92	1:59.818	11.211	26	1:56.013	2.758	62	1:57.260	0.530	54	2:06.096	1:00.850
55	1:56.615	0.538	83	1:59.563	11.738	41	1:56.849	3.029	79	1:57.174	0.736	<b>Lap 9</b>		
62	1:56.831	0.960	13	1:59.540	12.059	32	1:58.458	8.750	24	1:58.206	0.907	33	1:56.364	
71	1:57.320	1.225	48	1:59.833	12.627	73	1:57.645	9.380	71	1:57.050	0.967	22	1:56.894	0.256
61	1:56.722	1.356	7	2:00.244	13.609	23	1:58.564	10.983	14	1:57.367	1.140	71	1:56.319	0.384
40	1:57.528	1.468	15	2:00.684	13.798	11	1:58.534	11.061	35	1:56.956	1.323	40	1:57.004	0.501
76	1:57.175	1.701	54	2:03.711	22.952	88	1:58.275	11.131	41	1:57.160	1.711	55	1:56.835	0.632
14	1:56.962	1.798	9	2:13.096	25.191	2	1:58.651	11.236	26	1:57.198	2.716	79	1:57.627	0.714
79	1:56.841	2.545	<b>Lap 4</b>			84	2:01.719	12.489	76	1:57.699	2.780	47	1:57.022	0.892
41	1:56.652	2.861	33	1:56.777		43	1:58.613	15.612	61	2:01.016	5.207	62	1:57.821	0.932
35	1:56.943	3.041	22	1:56.801	0.273	92	1:59.693	17.505	32	1:58.513	11.423	14	1:56.907	1.142
84	1:59.841	3.751	47	1:56.817	0.368	21	1:59.937	17.737	73	1:58.533	11.531	24	1:57.393	1.308
72	1:57.082	3.921	62	1:56.861	0.474	13	1:59.607	19.048	2	1:57.102	12.725	35	1:57.200	1.453
26	1:56.650	4.021	55	1:57.217	0.530	83	2:00.239	19.458	23	1:58.471	13.734	41	1:57.442	1.892
32	1:57.962	4.674	40	1:56.953	0.717	48	2:00.064	19.569	11	1:59.314	14.643	26	1:57.712	2.607
23	1:57.711	5.712	24	1:57.611	0.852	7	1:59.451	19.884	88	1:59.244	14.783	76	1:57.549	2.692
11	1:58.536	5.843				15	2:00.676	21.880						
						54	2:04.284	38.181						







**RFME ESBK 2023**  
SS 300/Cam.Iberoamericano  
Carrera 2  
Weather Report

