

SS 300/Cam.Iberoamericano

RFME ESBK 2023

Carrera 1 (12 Laps, 55.9 km.)

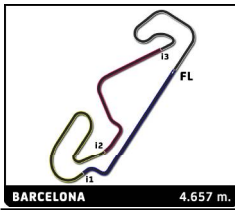
Starting Grid

54 M. MELTVET	2:02.853	36	15 S. VARON	2:00.362	35	48 M. EUGENIO	2:00.023	34	12
13 J. PETRAZZO	2:00.021	33	92 J. AZNAR	1:59.480	32	83 A. MADRIGAL	1:59.239	31	11
7 G. SIMO	1:59.162	30	2 N. RIVERA	1:59.126	29	23 J. RAPOSEIRAS	1:59.064	28	10
88 T. MARIN	1:58.857	27	21 R. DA SILVA	1:58.742	26	11 D. D'JEFFERSON	1:58.742	25	9
18 I. MUÑOZ	1:58.611	24	73 R. NAKAMURA	1:58.568	23	9 I. CARREÑO	1:58.443	22	8
26 D. OCETE	1:58.303	21	35 V. FLEMING	1:58.221	20	80 C. RENDE	1:58.174	19	7
43 J. RISUEÑO	1:58.042	18	41 I. PERISTERAS	1:58.003	17	72 G. FERNANDES	1:57.902	16	6
32 R. VALENTE	1:57.566	15	24 M. AGAZZI	1:57.372	14	61 U. HIDALGO	1:57.353	13	5
76 G. DIAS	1:57.217	12	71 I. BOLAÑO	1:57.168	11	62 B. TRIAS	1:56.954	10	4
47 A. TORRES	1:56.506	9	39 E. VALENTIN	1:56.454	8	79 T. ALONSO	1:56.444	7	3
40 E. CAZZANIGA	1:56.252	6	14 K. FONTAINHA	1:56.007	5	84 J. GARCIA	1:55.803	4	2
33 G. SANCHEZ	1:55.800	3	22 M. GARCIA	1:55.553	2	55 U. CALATAYUD	1:55.089	1	1

Pole

Race Director:

Timekeeper:



SS 300/Cam.Iberoamericano

RFME ESBK 2023

Carrera 1 (12 Laps, 55.9 km.)

Classification

No	Rider	Nat	Team	Bike	Tires	Cl.	Laps	Total Time	Gap	Kph	Best Lap		
											Lap	Time	Kph
1	22 Marc GARCIA	ESP	CHINA RACING TEAM	KOVE	Pirelli		12	23:31.370	-	142.5	9	1:56.678	143.7
2	14 Kevin FONTAINHA	BRA	MS RACING FIM LATINOAMERICA	YAMAHA	Pirelli		12	23:31.398	+0.028	142.5	9	1:56.606	143.8
3	55 Unai CALATAYUD	ESP	ARCO MOTOR UNIVERSITY TEAM	YAMAHA	Pirelli		12	23:31.569	+0.199	142.5	5	1:56.439	144.0
4	39 Enzo VALENTIN	BRA	MS RACING FIM LATINOAMERICA	YAMAHA	Pirelli		12	23:31.743	+0.373	142.5	6	1:56.383	144.1
5	84 Julio GARCIA	ESP	CHINA RACING TEAM	KOVE	Pirelli		12	23:31.796	+0.426	142.5	5	1:56.678	143.7
6	47 Antonio TORRES	ESP	DEZA - BOX 77 RACING TEAM	KAWASAKI	Pirelli	K	12	23:31.821	+0.451	142.5	6	1:56.086	144.4
7	71 Ivan BOLAÑO	ESP	DEZA - BOX 77 RACING TEAM	KAWASAKI	Pirelli	K	12	23:31.981	+0.611	142.5	7	1:56.625	143.8
8	62 Blai TRIAS	ESP	ILUSION RACING	KAWASAKI	Pirelli	K	12	23:32.185	+0.815	142.5	9	1:56.731	143.6
9	61 Uriel HIDALGO	ESP	DEZA BOX 77	KAWASAKI	Pirelli	K	12	23:32.345	+0.975	142.4	7	1:56.667	143.7
10	33 Gonzalo SANCHEZ	ESP	ARCO MOTOR UNIVERSITY TEAM	YAMAHA	Pirelli		12	23:33.002	+1.632	142.4	2	1:56.552	143.8
11	24 Michel AGAZZI	ITA	TEAM RACESTAR	YAMAHA	Pirelli		12	23:33.268	+1.898	142.4	7	1:56.708	143.7
12	41 Ioannis PERISTERAS	GRC	ARCO MOTOR UNIVERSITY TEAM	YAMAHA	Pirelli		12	23:35.539	+4.169	142.1	6	1:56.488	143.9
13	79 Tomas GONÇALVES	PRT	QUARESMA RACING TEAM	KAWASAKI	Pirelli	K	12	23:41.232	+9.862	141.6	8	1:56.411	144.0
14	32 Rodrigo VALENTE				Pirelli		12	23:43.061	+11.691	141.4	10	1:57.578	142.6
15	35 Varis FLEMING	AUS	MOTAP RACING TEAM	KAWASAKI	Pirelli	K	12	23:43.099	+11.729	141.4	10	1:57.519	142.7
16	73 Ryunosuke NAKAMURA	JPN	MDR COMPETICIÓN	YAMAHA	Pirelli		12	23:43.236	+11.866	141.4	10	1:57.190	143.1
17	72 Guillermo FERNANDES	BRA	MS RACING FIM LATINOAMERICA	YAMAHA	Pirelli		12	23:45.590	+14.220	141.1	9	1:57.686	142.5
18	26 Daniel OCETE	ESP	I+DENT JUNIOR RACING TEAM	YAMAHA	Pirelli		12	23:45.649	+14.279	141.1	10	1:57.311	142.9
19	76 Gonçalo DIAS	PRT	VRC TEAM	KAWASAKI	Pirelli	K	12	23:45.757	+14.387	141.1	12	1:57.761	142.4
20	43 Juan F. RISUEÑO	ESP	RISUEÑO RACING	KAWASAKI	Pirelli	K	12	23:45.971	+14.601	141.1	10	1:57.777	142.3
21	2 Natalia RIVERA	ESP	I+DENT JUNIOR RACING TEAM	YAMAHA	Pirelli		12	23:46.034	+14.664	141.1	8	1:57.122	143.1
22	18 Ivan MUÑOZ	ESP	DEZA - BOX 77 RACING TEAM	KAWASAKI	Pirelli	K	12	23:58.163	+26.793	139.9	2	1:57.693	142.4
23	11 Delbosc DJEFFERSON	FRA		KAWASAKI	Pirelli	K	12	23:58.561	+27.191	139.8	8	1:58.504	141.5
24	92 Joel AZNAR	ESP	ILUSION TEAM	KAWASAKI	Pirelli	K	12	23:58.846	+27.476	139.8	4	1:58.857	141.1
25	23 Jordi RAPOSEIRAS	AND	ALMA RACING	KAWASAKI	Pirelli	K	12	23:58.998	+27.628	139.8	7	1:58.684	141.3
26	88 Tomas MARIN	COL	DEZA-BOX 77 RACING TEAM	KAWASAKI	Pirelli	K	12	23:59.085	+27.715	139.8	4	1:58.827	141.1
27	80 Cameron RENDE	AUS	MOTAP RACING TEAM	KAWASAKI	Pirelli	K	12	23:59.618	+28.248	139.7	4	1:58.852	141.1
28	21 Rafael DA SILVA	BRA	KAWASAKI PL RACING JUNIOR TEAM	KAWASAKI	Pirelli	K	12	23:59.869	+28.499	139.7	4	1:58.687	141.3
29	7 Guerau SIMO	ESP	I+DENT JUNIOR RACING TEAM	YAMAHA	Pirelli		12	24:00.052	+28.682	139.7	4	1:58.246	141.8
30	13 Joao H. PETRAZZO	BRA	TEAM GP3 AD11 BY FIMLA	KAWASAKI	Pirelli	K	12	24:14.710	+43.340	138.3	3	1:59.386	140.4
31	83 Astrid H. MADRIGAL	MEX	MOTAP RACING TEAM	KAWASAKI	Pirelli	K	12	24:26.529	+55.159	137.2	2	2:00.249	139.4
32	15 Sara VARON	COL	MOTAP RACING TEAM	KAWASAKI	Pirelli	K	12	24:26.594	+55.224	137.2	2	2:00.362	139.3
33	54 Micke E. MELTVEIT	NOR		KTM	Pirelli		12	25:06.887	+1:35.517	133.5	11	2:03.658	135.6
34	48 Marim A. EUGENIO	PRT	TEAM MOTOCLUBE LOULÉ	KAWASAKI	Pirelli	K	10	23:52.645	2 Laps	117.0	8	2:01.888	137.5
Not classified													
40	Emanuele CAZZANIGA	ITA	RACE STAR	YAMAHA	Pirelli		6	11:47.266			2	1:56.340	144.1
9	Isis CARREÑO	CHL	TEAM GP3 AD11 BY FIMLA	KAWASAKI	Pirelli	K							

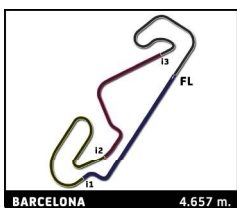
Pole Position:	Unai CALATAYUD	1:55.089	145.7 Kph
Fastest Lap:	Lapó Antonio TORRES	1:56.086	144.4 Kph

DORSAL #18 SANCIÓN 2 LONG LAPS EN CARRERA POR JUMP START

Published at:

Track Status: **DRY**

Race Director:	Timekeeper:
-----------------------	--------------------



SS 300/Cam.Iberoamericano

RFME ESBK 2023

Carrera 1 (12 Laps, 55.9 km.)

Classification by Class

No	Rider	Nat	Team	Bike	Laps	Total Time	Gap	Kph	Best Lap			
									Lap	Time	Kph	
K												
1	47 Antonio TORRES	ESP	DEZA - BOX 77 RACING TEAM	KAWASAKI	12	23:31.821		142.5	6	1:56.086	144.4	
2	71 Ivan BOLAÑO	ESP	DEZA- BOX 77 RACING TEAM	KAWASAKI	12	23:31.981	+0.160	142.5	7	1:56.625	143.8	
3	62 Blai TRIAS	ESP	ILUSION RACING	KAWASAKI	12	23:32.185	+0.364	142.5	9	1:56.731	143.6	
4	61 Uriel HIDALGO	ESP	DEZA BOXX 77	KAWASAKI	12	23:32.345	+0.524	142.4	7	1:56.667	143.7	
5	79 Tomas GONÇALVES	PRT	QUARESMA RACING TEAM	KAWASAKI	12	23:41.232	+9.411	141.6	8	1:56.411	144.0	
6	35 Varis FLEMING	AUS	MOTAP RACING TEAM	KAWASAKI	12	23:43.099	+11.278	141.4	10	1:57.519	142.7	
7	76 Gonçalo DIAS	PRT	VRC TEAM	KAWASAKI	12	23:45.757	+13.936	141.1	12	1:57.761	142.4	
8	43 Juan F. RISUEÑO	ESP	RISUEÑO RACING	KAWASAKI	12	23:45.971	+14.150	141.1	10	1:57.777	142.3	
9	18 Ivan MUÑOZ	ESP	DEZA - BOX 77 RACING TEAM	KAWASAKI	12	23:58.163	+26.342	139.9	2	1:57.693	142.4	
10	11 Delbosc D'JEFFERSON	FRA		KAWASAKI	12	23:58.561	+26.740	139.8	8	1:58.504	141.5	
11	92 Joel AZNAR	ESP	ILUSION TEAM	KAWASAKI	12	23:58.846	+27.025	139.8	4	1:58.857	141.1	
12	23 Jordi RAPOSEIRAS	AND	ALMA RACING	KAWASAKI	12	23:58.998	+27.177	139.8	7	1:58.684	141.3	
13	88 Tomas MARIN	COL	DEZA-BOX 77 RACING TEAM	KAWASAKI	12	23:59.085	+27.264	139.8	4	1:58.827	141.1	
14	80 Cameron RENDE	AUS	MOTAP RACING TEAM	KAWASAKI	12	23:59.618	+27.797	139.7	4	1:58.852	141.1	
15	21 Rafael DA SILVA	BRA	KAWASAKI PL RACING JUNIOR TEAM	KAWASAKI	12	23:59.869	+28.048	139.7	4	1:58.687	141.3	
16	13 Joao H. PETRAZZO	BRA	TEAM GP3 AD11 BY FIMLA	KAWASAKI	12	24:14.710	+42.889	138.3	3	1:59.386	140.4	
17	83 Astrid H. MADRIGAL	MEX	MOTAP RACING TEAM	KAWASAKI	12	24:26.529	+54.708	137.2	2	2:00.249	139.4	
18	15 Sara VARON	COL	MOTAP RACING TEAM	KAWASAKI	12	24:26.594	+54.773	137.2	2	2:00.362	139.3	
19	48 Martim A. EUGENIO	PRT	TEAM MOTOCLUBE LOULÉ	KAWASAKI	10	23:52.645	2 Laps	117.0	8	2:01.888	137.5	
Not classified												
9	Isis CARREÑO	CHL	TEAM GP3 AD11 BY FIMLA	KAWASAKI					12 Laps			

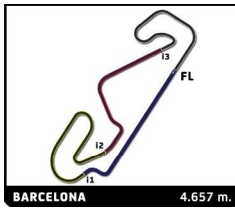
DORSAL #18 SANCIÓN 2 LONG LAPS EN CARRERA POR JUMP START

Published at:

Track Status: **DRY**

Race Director:

Timekeeper:



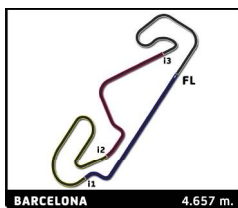
SS 300/Cam.Iberoamericano

RFME ESBK 2023

Carrera 1

Lap Chart

		Lap												
No	Pos	Grid	1	2	3	4	5	6	7	8	9	10	11	12
55	1	55	55	33	84	22	22	33	22	55	22	71	22	22
22	2	22	22	55	55	39	84	22	14	39	14	22	55	14
33	3	33	84	84	22	33	14	55	84	71	84	55	71	55
84	4	84	33	22	62	84	33	84	39	84	55	84	14	39
14	5	14	62	62	39	14	55	14	55	22	71	14	84	84
40	6	40	47	39	33	62	40	39	33	14	39	39	47	47
79	7	79	39	47	14	40	39	40	47	47	33	62	62	71
39	8	39	14	14	47	55	62	47	71	33	62	33	39	62
47	9	47	71	40	40	47	79	71	62	62	47	61	33	61
62	10	62	24	24	79	79	71	62	61	61	61	47	61	33
71	11	71	61	79	71	71	47	41	24	24	24	24	24	24
76	12	76	40	71	24	61	61	61	41	41	41	41	41	41
61	13	61	79	61	61	24	41	24	32	32	79	79	79	79
24	14	24	41	41	41	41	24	32	72	35	32	32	32	32
32	15	32	72	32	18	32	32	76	76	43	35	35	35	35
72	16	72	32	76	76	76	76	72	73	76	72	73	73	73
41	17	41	76	18	32	72	72	73	43	72	76	26	72	72
43	18	43	43	72	72	73	73	43	35	79	73	76	43	26
80	19	80	18	43	43	43	43	35	79	73	43	43	2	76
35	20	35	35	35	73	35	35	2	26	2	26	72	26	43
26	21	26	73	73	35	18	18	26	2	26	2	2	76	2
9	22	9	80	11	26	26	26	79	80	18	11	11	23	18
73	23	73	11	88	2	2	2	11	7	11	18	88	11	11
18	24	18	2	26	88	11	88	7	88	7	7	18	80	92
11	25	11	88	80	11	88	11	80	11	80	80	80	92	23
21	26	21	26	23	80	80	7	88	23	88	88	23	88	88
88	27	88	23	2	23	7	80	23	18	23	23	92	18	80
23	28	23	21	21	92	23	23	21	21	21	92	21	21	21
2	29	2	92	92	7	92	92	18	92	92	21	7	7	7
7	30	7	83	7	21	21	21	92	13	13	13	13	13	13
83	31	83	13	83	13	13	13	13	15	15	15	15	83	83
92	32	92	7	13	83	83	15	83	83	83	83	83	15	15
13	33	13	15	15	15	15	83	15	54	54	54	54	54	54
48	34	48	54	54	54	54	54	54	48	48	48	48	48	48
15	35	15	48	48	48	48	48	48	48	48	48	48	48	48
54	36	54	54	54	54	54	54	54	54	54	54	54	54	54



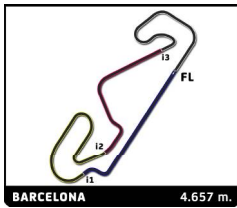
SS 300/Cam.Iberoamericano

RFME ESBK 2023

Carrera 1

Best Sector Times

Sector 1			Sector 2			Sector 3			Ideal Lap	Best Lap	
Pos	No Rider	Time	No Rider	Time	No Rider	Time	Pos	No Rider			
1	39 E.VALENTIN	21.561	55 U.CALATAYUD	35.336	39 E.VALENTIN	24.336	1	55 U.CALATAYUD	1:55.689	1:56.439	(5)
2	22 M.GARCIA	21.633	62 B.TRIAS	35.357	55 U.CALATAYUD	24.339	2	22 M.GARCIA	1:55.791	1:56.678	(12)
3	33 G.SANCHEZ	21.641	41 I.PERISTERAS	35.367	33 G.SANCHEZ	24.350	3	84 J.GARCIA	1:55.826	1:56.678	(11)
4	61 U.HIDALGO	21.710	2 N.RIVERA	35.383	41 I.PERISTERAS	24.372	4	39 E.VALENTIN	1:55.878	1:56.383	(3)
5	14 K.FONTAINHA	21.721	84 J.GARCIA	35.386	71 I.BOLAÑO	24.405	5	33 G.SANCHEZ	1:55.878	1:56.552	(7)
6	62 B.TRIAS	21.730	40 E.CAZZANIGA	35.420	84 J.GARCIA	24.409	6	14 K.FONTAINHA	1:55.910	1:56.606	(8)
7	72 G.FERNANDES	21.737	24 M.AGAZZI	35.421	61 U.HIDALGO	24.425	7	47 A.TORRES	1:55.939	1:56.086	(1)
8	41 I.PERISTERAS	21.742	61 U.HIDALGO	35.448	79 T.GONÇALVES	24.439	8	61 U.HIDALGO	1:55.948	1:56.667	(10)
9	79 T.GONÇALVES	21.743	47 A.TORRES	35.476	22 M.GARCIA	24.446	9	62 B.TRIAS	1:55.952	1:56.731	(14)
10	55 U.CALATAYUD	21.750	39 E.VALENTIN	35.477	62 B.TRIAS	24.450	10	79 T.GONÇALVES	1:55.981	1:56.411	(4)
11	47 A.TORRES	21.755	22 M.GARCIA	35.500	40 E.CAZZANIGA	24.469	11	41 I.PERISTERAS	1:56.037	1:56.488	(6)
12	32 R.VALENTE	21.842	33 G.SANCHEZ	35.515	47 A.TORRES	24.512	12	40 E.CAZZANIGA	1:56.038	1:56.340	(2)
13	18 I.MUÑOZ	21.869	71 I.BOLAÑO	35.526	14 K.FONTAINHA	24.523	13	71 I.BOLAÑO	1:56.162	1:56.625	(9)
14	35 V.FLEMING	21.894	14 K.FONTAINHA	35.538	35 V.FLEMING	24.610	14	24 M.AGAZZI	1:56.298	1:56.708	(13)
15	71 I.BOLAÑO	21.910	79 T.GONÇALVES	35.573	24 M.AGAZZI	24.626	15	2 N.RIVERA	1:56.708	1:57.122	(15)
16	26 D.OCETE	21.922	43 J.RISUEÑO	35.604	43 J.RISUEÑO	24.690	16	73 R.NAKAMURA	1:56.772	1:57.190	(16)
17	84 J.GARCIA	21.922	76 G.DIAS	35.635	32 R.VALENTE	24.702	17	26 D.OCETE	1:56.918	1:57.311	(17)
18	73 R.NAKAMURA	21.928	26 D.OCETE	35.698	18 I.MUÑOZ	24.726	18	32 R.VALENTE	1:57.057	1:57.578	(19)
19	2 N.RIVERA	21.941	32 R.VALENTE	35.729	26 D.OCETE	24.731	19	35 V.FLEMING	1:57.108	1:57.519	(18)
20	24 M.AGAZZI	21.948	18 I.MUÑOZ	35.875	76 G.DIAS	24.752	20	18 I.MUÑOZ	1:57.159	1:57.693	(21)
21	40 E.CAZZANIGA	21.970	72 G.FERNANDES	35.880	73 R.NAKAMURA	24.803	21	43 J.RISUEÑO	1:57.260	1:57.777	(23)
22	7 G.SIMO	21.971	73 R.NAKAMURA	35.882	72 G.FERNANDES	24.807	22	76 G.DIAS	1:57.263	1:57.761	(22)
23	21 R.DA SILVA	22.023	35 V.FLEMING	35.886	2 N.RIVERA	24.807	23	72 G.FERNANDES	1:57.303	1:57.686	(20)
24	43 J.RISUEÑO	22.029	11 D.DJEFFERSON	35.920	21 R.DA SILVA	24.862	24	7 G.SIMO	1:57.672	1:58.246	(24)
25	76 G.DIAS	22.106	23 J.RAPOSEIRAS	35.997	7 G.SIMO	24.862	25	21 R.DA SILVA	1:57.830	1:58.687	(27)
26	23 J.RAPOSEIRAS	22.170	21 R.DA SILVA	36.035	23 J.RAPOSEIRAS	24.864	26	23 J.RAPOSEIRAS	1:58.130	1:58.684	(26)
27	80 C.RENDE	22.172	7 G.SIMO	36.111	80 C.RENDE	24.946	27	11 D.DJEFFERSON	1:58.238	1:58.504	(25)
28	13 J.PETRAZZO	22.182	92 J.AZNAR	36.130	88 T.MARIN	25.016	28	92 J.AZNAR	1:58.349	1:58.857	(30)
29	92 J.AZNAR	22.191	80 C.RENDE	36.179	92 J.AZNAR	25.042	29	80 C.RENDE	1:58.395	1:58.852	(29)
30	88 T.MARIN	22.216	88 T.MARIN	36.253	11 D.DJEFFERSON	25.055	30	88 T.MARIN	1:58.411	1:58.827	(28)
31	11 D.DJEFFERSON	22.308	13 J.PETRAZZO	36.434	83 A.MADRIGAL	25.252	31	13 J.PETRAZZO	1:59.172	1:59.386	(31)
32	15 S.VARON	22.527	83 A.MADRIGAL	36.436	13 J.PETRAZZO	25.270	32	83 A.MADRIGAL	1:59.807	2:00.249	(32)
33	83 A.MADRIGAL	22.612	15 S.VARON	36.724	15 S.VARON	25.490	33	15 S.VARON	2:00.250	2:00.362	(33)
34	48 M.EUGENIO	23.086	54 M.MELTVEIT	37.685	54 M.MELTVEIT	26.007	34	54 M.MELTVEIT	2:03.488	2:03.658	(35)



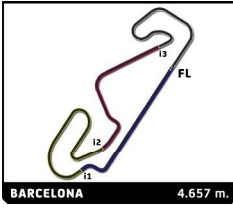
SS 300/Cam.Iberoamericano

RFME ESBK 2023

Carrera 1

Best Top Speed

No Rider	Team	Class	Top 1		Top 2		Top 3		Top 4		Top 5			
			Kph	Lap	Kph	Lap	Kph	Lap	Kph	Lap	Kph	Lap	Avg	
79	Tomas GONÇALVES	QUARESMA RACING TEAM	K	218.3	9	215.7	4	215.3	2	214.0	5	212.3	3	215.1
35	Varis FLEMING	MOTAP RACING TEAM	K	215.7	4	214.9	6	213.6	2	213.2	3	212.8	5	214.0
72	Guillermo FERNANDES	MS RACING FIM LATINOAMERICA		215.3	9	211.5	2	209.1	6	208.7	11	208.7	3	210.7
88	Tomas MARIN	DEZA-BOX 77 RACING TEAM	K	215.3	7	212.3	10	211.1	9	208.3	2	207.9	12	211.0
73	Ryunosuke NAKAMURA	MDR COMPETICIÓN		214.9	9	212.8	3	209.5	7	208.7	6	208.7	4	210.9
80	Cameron RENDE	MOTAP RACING TEAM	K	214.4	4	213.2	5	211.9	6	211.5	7	209.5	10	212.1
61	Uriel HIDALGO	DEZA BOXX 77	K	214.0	8	214.0	7	212.8	2	211.1	12	209.9	9	212.4
41	Ioannis PERISTERAS	ARCO MOTOR UNIVERSITY TEAM		213.6	3	212.3	4	211.5	5	210.7	6	210.3	7	211.7
7	Guerau SIMO	I+DENT JUNIOR RACING TEAM		213.2	5	209.5	2	207.5	12	207.5	9	207.1	4	209.0
71	Ivan BOLAÑO	DEZA- BOX 77 RACING TEAM	K	213.2	2	211.5	5	211.1	7	207.5	10	207.1	6	210.1
18	Ivan MUÑOZ	DEZA - BOX 77 RACING TEAM	K	212.8	2	212.3	12	210.7	8	210.3	7	206.7	3	210.6
33	Gonzalo SANCHEZ	ARCO MOTOR UNIVERSITY TEAM		212.8	9	209.5	12	209.1	10	204.7	8	203.2	4	207.9
39	Enzo VALENTIN	MS RACING FIM LATINOAMERICA		212.8	12	212.8	3	212.3	7	211.1	2	208.7	6	211.5
21	Rafael DA SILVA	KAWASAKI PL RACING JUNIOR TEAM	K	211.5	7	211.5	3	211.1	2	210.3	11	209.9	9	210.9
47	Antonio TORRES	DEZA - BOX 77 RACING TEAM	K	211.5	6	211.5	3	210.7	9	210.3	4	209.1	2	210.6
14	Kevin FONTAINHA	MS RACING FIM LATINOAMERICA		210.7	9	210.7	4	210.7	3	206.7	12	206.3	2	209.0
92	Joel AZNAR	ILUSION TEAM	K	210.7	12	209.1	7	208.7	2	208.3	3	207.1	5	208.8
13	Joao H. PETRAZZO	TEAM GP3 AD11 BY FIMLA	K	209.9	3	205.9	2	203.6	4	200.6	5	199.1	6	203.8
55	Unai CALATAYUD	ARCO MOTOR UNIVERSITY TEAM		209.9	5	208.3	8	207.1	11	204.7	9	203.6	7	206.7
23	Jordi RAPOSEIRAS	ALMA RACING	K	209.5	10	208.3	9	208.3	6	208.3	4	208.3	3	208.5
43	Juan F. RISUEÑO	RISUEÑO RACING	K	209.5	3	209.1	5	207.9	6	207.5	9	205.9	10	208.0
26	Daniel OCETE	I+DENT JUNIOR RACING TEAM		209.1	10	207.1	8	205.9	2	203.2	12	200.2	6	205.1
22	Marc GARCIA	CHINA RACING TEAM		209.1	9	203.2	5	202.1	11	201.3	3	201.0	4	203.3
2	Natalia RIVERA	I+DENT JUNIOR RACING TEAM		208.3	3	207.9	8	205.9	5	204.7	10	204.7	4	206.3
11	Delbosc D'JEFFERSON		K	207.9	4	207.5	8	202.1	5	201.7	9	201.0	10	204.0
32	Rodrigo VALENTE			207.9	2	207.1	10	207.1	4	206.7	12	205.1	5	206.8
40	Emanuele CAZZANIGA	RACE STAR		207.9	6	207.1	2	207.1	4	206.3	3	205.1	5	206.7
76	Gonçalo DIAS	VRC TEAM	K	207.9	12	205.5	5	205.5	2	204.7	9	204.7	3	205.7
83	Astrid H. MADRIGAL	MOTAP RACING TEAM	K	207.9	2	205.9	3	200.2	9	198.4	4	195.5	8	201.6
24	Michel AGAZZI	TEAM RACESTAR		207.5	6	206.7	8	206.7	5	206.7	4	206.3	9	206.8
62	Blai TRIAS	ILUSION RACING	K	206.3	7	205.5	11	205.1	9	205.1	2	204.7	12	205.3
84	Julio GARCIA	CHINA RACING TEAM		205.1	12	205.1	7	204.0	11	203.6	2	201.3	5	203.8
15	Sara VARON	MOTAP RACING TEAM	K	204.0	2	201.7	4	199.9	3	195.9	7	195.9	5	199.5
54	Micke E. MELTVEIT			196.2	2	195.9	3	195.2	11	195.2	5	194.8	12	195.5
48	Martim A. EUGENIO	TEAM MOTOCLUBE LOULÉ	K	193.8	10	193.5	8	193.1	9	192.8	6	192.4	4	193.1
9	Isis CARREÑO	TEAM GP3 AD11 BY FIMLA	K											



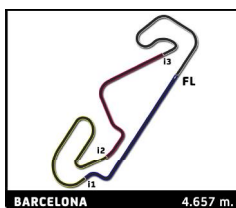
SS 300/Cam.Iberoamericano

RFME ESBK 2023

Carrera 1

Fastest Lap Sequence

Elapsed	No Rider	Team	Bike	Class	Time	Kph	Lap
3:57.442	33 Gonzalo SANCHEZ	ARCO MOTOR UNIVERSITY TEAM	YAMAHA		1:56.552	143.8	2
3:58.582	40 Emanuele CAZZANIGA	RACE STAR	YAMAHA		1:56.340	144.1	2
11:47.518	47 Antonio TORRES	DEZA - BOX 77 RACING TEAM	KAWASAKI	K	1:56.086	144.4	6



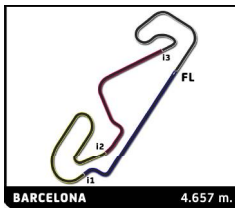
SS 300/Cam.Iberoamericano

RFME ESBK 2023

Carrera 1

Sector Analysis

Legend: _ Invalidated Lap ■ Personal Best ■ Session Best B Crossing the pit lane														
Lap	Time	Sector 1	Sector 2	Sector 3	Sector 4	T.Spd	Lap	Time	Sector 1	Sector 2	Sector 3	Sector 4	T.Spd	
22	Marc GARCIA						ESP	10	1:57.529	21.981	36.068	24.812	34.668	204.0
	CHINA RACING TEAM						KOVE	11	1:57.937	22.436	35.904	24.418	35.179	204.4
1	2:00.668	25.214	35.698	25.160	34.596		12	1:57.164	21.561	35.855	24.603	35.145	212.8	
2	1:56.981	22.532	35.592	24.446	34.411	200.2	84 Julio GARCIA ESP							
3	1:57.681	22.132	35.830	25.159	34.560	201.3		CHINA RACING TEAM						KOVE
4	1:57.192	22.123	35.708	24.832	34.529	201.0	1	2:00.706	25.048	35.946	25.088	34.624		
5	1:56.832	22.133	35.584	24.728	34.387	203.2	2	1:56.795	22.168	35.407	24.609	34.611	203.6	
6	1:57.275	22.412	35.655	24.614	34.594	199.1	3	1:57.620	22.325	35.667	25.267	34.361	201.0	
7	1:57.395	22.276	35.708	24.769	34.642	200.2	4	1:57.606	22.964	35.514	24.723	34.405	196.6	
8	1:57.796	22.740	35.963	24.881	34.212	198.4	5	1:56.678	21.998	35.944	24.627	34.109	201.3	
9	1:56.678	21.633	35.701	24.883	34.461	209.1	6	1:57.341	22.796	35.386	24.557	34.602	187.4	
10	1:57.710	22.254	35.711	24.806	34.939	200.2	7	1:57.418	21.922	36.149	24.661	34.686	205.1	
11	1:57.687	21.973	35.500	24.861	35.353	202.1	8	1:57.362	22.589	35.839	24.431	34.503	201.0	
12	1:57.475	22.360	35.589	24.791	34.735	199.9	9	1:57.090	22.067	35.523	25.062	34.438	198.8	
14	Kevin FONTAINHA						BRA	10	1:57.732	22.672	35.892	24.648	34.520	198.0
	MS RACING FIM LATINOAMERICA						YAMAHA	11	1:57.909	22.335	35.583	24.580	35.411	204.0
1	2:01.539	25.802	36.068	24.764	34.905		12	1:57.539	22.474	36.037	24.409	34.619	205.1	
2	1:56.828	22.000	35.833	24.559	34.436	206.3	47 Antonio TORRES ESP							
3	1:57.522	21.946	35.975	25.022	34.579	210.7		DEZA - BOX 77 RACING TEAM						KAWASAKI
4	1:56.949	22.002	35.864	24.746	34.337	210.7	1	2:01.145	25.626	35.715	24.913	34.891		
5	1:56.752	21.721	35.989	24.737	34.305	203.2	2	1:57.126	21.932	35.904	24.652	34.638	209.1	
6	1:57.298	22.497	35.583	24.602	34.616	199.5	3	1:57.803	22.275	36.059	24.815	34.654	211.5	
7	1:57.189	21.896	35.975	24.712	34.606	205.1	4	1:57.476	22.501	35.634	24.850	34.491	210.3	
8	1:57.836	22.794	35.998	24.916	34.128	199.9	5	1:57.882	22.114	35.990	24.975	34.803	207.5	
9	1:56.606	21.817	35.695	24.700	34.394	210.7	6	1:56.086	21.755	35.476	24.659	34.196	211.5	
10	1:57.901	22.655	35.932	24.759	34.555	199.5	7	1:56.987	22.200	35.661	24.602	34.524	207.5	
11	1:57.819	22.010	35.630	24.669	35.510	205.1	8	1:57.558	22.168	36.021	25.028	34.341	207.9	
12	1:57.159	22.377	35.538	24.523	34.721	206.7	9	1:57.442	22.025	36.218	24.674	34.525	210.7	
55	Unai CALATAYUD						ESP	10	1:57.982	22.216	35.729	25.767	34.270	208.3
	ARCO MOTOR UNIVERSITY TEAM						YAMAHA	11	1:56.870	21.897	35.480	24.512	34.981	208.7
1	2:00.539	25.454	35.652	24.935	34.498		12	1:57.464	22.128	36.120	24.650	34.566	206.3	
2	1:56.944	22.825	35.336	24.485	34.298	203.2	71 Ivan BOLAÑO ESP							
3	1:57.656	22.205	36.174	24.866	34.411	203.2		DEZA - BOX 77 RACING TEAM						KAWASAKI
4	1:58.184	22.844	36.001	24.826	34.513	201.0	1	2:01.688	26.048	36.156	24.725	34.759		
5	1:56.439	21.750	36.086	24.339	34.264	209.9	2	1:57.692	22.044	36.003	24.796	34.849	213.2	
6	1:56.934	22.162	35.418	24.732	34.622	196.6	3	1:57.386	22.021	35.613	24.688	35.064	207.1	
7	1:57.679	22.370	35.912	24.886	34.511	203.6	4	1:57.222	22.120	35.587	24.576	34.939	207.1	
8	1:56.914	21.992	35.523	24.748	34.651	208.3	5	1:57.352	21.910	35.816	24.795	34.831	211.5	
9	1:57.353	22.512	35.685	24.717	34.439	204.7	6	1:56.665	22.086	35.526	24.405	34.648	207.1	
10	1:57.619	22.013	36.105	24.595	34.906	200.2	7	1:56.625	21.936	35.579	24.518	34.592	211.1	
11	1:57.830	22.039	35.556	24.802	35.433	207.1	8	1:56.794	21.928	35.577	24.666	34.623	206.7	
12	1:57.478	22.557	35.652	24.635	34.634	202.1	9	1:57.520	22.571	35.673	24.708	34.568	193.8	
39	Enzo VALENTIN						BRA	10	1:57.090	22.060	35.704	24.558	34.768	207.5
	MS RACING FIM LATINOAMERICA						YAMAHA	11	1:58.118	22.537	35.586	24.590	35.405	203.2
1	2:01.470	25.958	35.988	24.623	34.901		12	1:57.829	22.756	36.112	24.640	34.321	203.6	
2	1:56.696	21.963	35.685	24.412	34.636	211.1	62 Blai TRIAS ESP							
3	1:57.462	22.058	35.932	24.904	34.568	212.8		ILUSION RACING						KAWASAKI
4	1:56.945	21.916	35.828	24.697	34.504	208.3	1	2:01.007	25.952	35.740	24.606	34.709		
5	1:58.210	22.612	36.084	24.868	34.646	198.8	2	1:56.854	21.730	35.729	24.747	34.648	205.1	
6	1:56.383	21.802	35.477	24.336	34.768	208.7	3	1:57.567	22.216			34.548	204.4	
7	1:57.151	21.981	35.974	24.538	34.658	212.3	4	1:57.605	22.360	35.756	24.906	34.583	200.6	
8	1:57.025	21.902	36.031	24.479	34.613	205.5	5	1:57.793	22.035	36.117	24.897	34.744	202.8	
9	1:57.771	22.786	35.601	24.602	34.782	194.5	6	1:57.223	22.091	35.620	24.795	34.717	204.7	



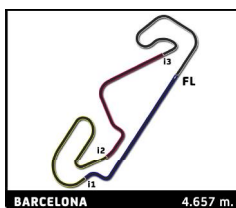
SS 300/Cam.Iberoamericano

RFME ESBK 2023

Carrera 1

Sector Analysis

Lap							Lap						
Lap	Time	Sector 1	Sector 2	Sector 3	Sector 4	T.Sp	Lap	Time	Sector 1	Sector 2	Sector 3	Sector 4	T.Sp
1	2:04.537	27.318	36.728	25.432	35.059		1	2:03.936	26.850	36.852	25.106	35.128	
2	1:58.262	22.176	36.356	25.093	34.637	202.1	2	1:58.461	22.486	36.033	25.005	34.937	205.5
3	1:57.809	21.928	36.106	25.025	34.750	212.8	3	1:58.029	22.029	35.771	25.082	35.147	209.5
4	1:57.690	21.987	35.977	25.060	34.666	208.7	4	1:58.215	22.092	36.384	24.690	35.049	202.8
5	1:58.186	22.177	36.063	25.143	34.803	205.1	5	1:58.111	22.160	36.134	24.797	35.020	209.1
6	1:58.455	22.365	36.218	25.011	34.861	208.7	6	1:58.311	22.245	36.254	24.835	34.977	207.9
7	1:59.098	22.531	36.503	25.127	34.937	209.5	7	1:59.115	22.545	36.139	25.163	35.268	202.5
8	1:58.678	22.725	36.390	24.903	34.660	203.2	8	1:57.965	22.062	36.037	24.786	35.080	202.8
9	1:57.698	22.092	36.193	25.053	34.360	214.9	9	1:59.392	23.386	36.123	24.845	35.038	207.5
10	1:57.190	22.024	36.041	24.966	34.159	203.2	10	1:57.777	22.029	35.604	25.066	35.078	205.9
11	1:57.654	22.182	35.969	24.803	34.700	202.8	11	1:58.153	22.193	35.921	24.945	35.094	205.5
12	1:57.979	22.409	35.882	24.850	34.838	207.1	12	1:58.506	22.495	35.836	24.945	35.230	199.5
72 Guillermo FERNANDES BRA							43 Juan F. RISUEÑO ESP						
MS RACING FIM LATINOAMERICA YAMAHA							RISUEÑO RACING KAWASAKI						
1	2:03.302	26.705	36.636	24.944	35.017		1	2:05.632	28.202	36.592	25.385	35.453	
2	1:58.978	21.964	35.948	25.135	35.931	211.5	2	1:59.997	22.942	36.413	25.019	35.623	200.2
3	1:57.961	22.307	35.880	24.895	34.879	208.7	3	1:58.283	22.334	35.924	25.288	34.737	208.3
4	1:57.972	22.141	36.043	24.814	34.974	206.7	4	1:58.475	22.251	36.404	24.949	34.871	204.7
5	1:58.194	22.383	35.968	24.942	34.901	204.0	5	1:57.857	22.252	35.980	25.012	34.613	205.9
6	1:58.407	22.255	36.169	24.909	35.074	209.1	6	1:58.074	22.196	35.898	25.016	34.964	201.0
7	1:58.867	22.484	36.379	24.956	35.048	207.9	7	1:58.544	22.816	35.912	24.992	34.824	197.3
8	1:58.949	22.961	36.097	24.951	34.940	201.0	8	1:57.122	21.941	35.641	24.821	34.719	207.9
9	1:57.686	21.776	36.136	24.807	34.967	215.3	9	1:57.855	22.536	35.648	25.094	34.577	198.0
10	1:59.199	22.676	36.016	24.986	35.521	202.5	10	1:57.809	22.365	35.383	24.881	35.180	204.7
11	1:57.945	21.737	35.987	25.127	35.094	208.7	11	1:57.922	22.000	35.949	24.807	35.166	204.4
12	1:58.130	22.325	35.911	25.007	34.887	200.6	12	1:58.464	22.518	36.101	25.000	34.845	198.8
26 Daniel OCETE ESP							2 Natalia RIVERA ESP						
I+DENT JUNIOR RACING TEAM YAMAHA							I+DENT JUNIOR RACING TEAM YAMAHA						
1	2:05.973	27.380	37.004	25.198	36.391		1	2:05.632	28.202	36.592	25.385	35.453	
2	1:58.880	22.248	36.669	24.882	35.081	205.9	2	1:59.997	22.942	36.413	25.019	35.623	200.2
3	1:58.428	22.494	35.962	25.175	34.797	198.8	3	1:58.283	22.334	35.924	25.288	34.737	208.3
4	1:58.731	22.658	36.032	25.268	34.773	196.6	4	1:58.475	22.251	36.404	24.949	34.871	204.7
5	1:58.103	22.236	35.927	25.135	34.805	199.5	5	1:57.857	22.252	35.980	25.012	34.613	205.9
6	1:58.253	22.315	36.254	25.117	34.567	200.2	6	1:58.074	22.196	35.898	25.016	34.964	201.0
7	1:58.296	22.313	36.146	25.113	34.724	195.5	7	1:58.544	22.816	35.912	24.992	34.824	197.3
8	1:57.368	22.290	35.751	24.731	34.596	207.1	8	1:57.122	21.941	35.641	24.821	34.719	207.9
9	1:57.679	21.989	36.031	25.005	34.654	199.9	9	1:57.855	22.536	35.648	25.094	34.577	198.0
10	1:57.311	21.993	35.698	24.844	34.776	209.1	10	1:57.809	22.365	35.383	24.881	35.180	204.7
11	1:58.685	22.906	36.007	24.789	34.983	198.8	11	1:57.922	22.000	35.949	24.807	35.166	204.4
12	1:57.942	21.922	35.888	25.266	34.866	203.2	12	1:58.464	22.518	36.101	25.000	34.845	198.8
18 Ivan MUÑOZ ESP							18 Ivan MUÑOZ ESP						
DEZA - BOX 77 RACING TEAM KAWASAKI							DEZA - BOX 77 RACING TEAM KAWASAKI						
1	2:04.126	26.993	36.789	25.134	35.210		1	2:04.126	26.993	36.789	25.134	35.210	
2	1:57.693	22.161	35.875	24.770	34.887	212.8	2	1:57.693	22.161	35.875	24.770	34.887	212.8
3	1:57.911	21.887	35.993	25.089	34.942	206.7	3	1:57.911	21.887	35.993	25.089	34.942	206.7
4	2:02.132	25.592	37.122	24.726	34.692	197.3	4	2:02.132	25.592	37.122	24.726	34.692	197.3
5	1:58.244	22.574	36.090	24.891	34.689	199.5	5	1:58.244	22.574	36.090	24.891	34.689	199.5
6	2:02.913	25.244	36.792	24.816	36.061	197.7	6	2:02.913	25.244	36.792	24.816	36.061	197.7
7	1:58.363	22.222	35.896	24.909	35.336	210.3	7	1:58.363	22.222	35.896	24.909	35.336	210.3
8	1:57.888	21.869	36.247	24.930	34.842	210.7	8	1:57.888	21.869	36.247	24.930	34.842	210.7
9	1:59.464	22.585	36.303	25.465	35.111	198.8	9	1:59.464	22.585	36.303	25.465	35.111	198.8
10	2:00.362	22.816	36.778	25.205	35.563	197.3	10	2:00.362	22.816	36.778	25.205	35.563	197.3
11	2:00.347	23.248	36.513	25.605	34.981	200.6	11	2:00.347	23.248	36.513	25.605	34.981	200.6
12	1:58.720	22.619	35.995	25.373	34.733	212.3	12	1:58.720	22.619	35.995	25.373	34.733	212.3
76 Gonçalo DIAS PRT							11 Delbosc D'JEFFERSON FRA						
VRC TEAM KAWASAKI							KAWASAKI						
1	2:03.769	26.374	37.001	25.046	35.348		1	2:05.554	27.792	36.675	25.203	35.884	
2	1:57.939	22.201	35.635	25.010	35.093	205.5	2	1:59.168	22.777	36.049	25.055	35.287	200.2
3	1:58.142	22.106	36.059	25.010	34.967	204.7	3	1:59.823	22.702	36.399	25.388	35.334	195.9
4	1:58.170	22.404	36.018	24.771	34.977	201.0	4	1:58.519	22.308	36.132	25.124	34.955	207.9
5	1:58.144	22.121	36.153	24.843	35.027	205.5	5	1:59.076	22.388	36.313	25.302	35.073	202.1
6	1:58.557	22.333	36.167	24.943	35.114	201.3	6	1:58.857	22.320	36.242	25.270	35.025	199.1
7	1:58.967	22.316	36.629	25.103	34.919	204.4	7	2:00.225	22.864	36.433	25.417	35.511	197.7
8	1:58.658	22.770	36.104	24.906	34.878	198.0	8	1:58.504	22.515	35.920	25.091	34.978	207.5
9	1:57.994	22.155	36.194	24.752	34.893	204.7	9	1:58.983	22.313	36.016	25.389	35.265	201.7
10	1:58.694	22.218	36.293	25.283	34.900	201.0							
11	1:58.962	22.784	36.039	24.964	35.175	198.8							
12	1:57.761	22.261	35.826	24.904	34.770	207.9							



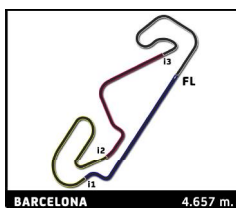
SS 300/Cam.Iberoamericano

RFME ESBK 2023

Carrera 1

Sector Analysis

Legend: — Invalidated Lap ■ Personal Best ■ Session Best B Crossing the pit lane													
Lap	Time	Sector 1	Sector 2	Sector 3	Sector 4	T.Spd	Lap	Time	Sector 1	Sector 2	Sector 3	Sector 4	T.Spd
10	2:00.043	22.478	36.637	25.622	35.306	201.0	7	1:59.149	22.308	36.294	25.210	35.337	211.5
11	1:59.985	22.727	36.707	25.528	35.023	195.5	8	1:59.554	23.072	36.348	25.036	35.098	203.2
12	1:59.824	22.818	36.428	25.494	35.084	192.4	9	1:59.019	22.172	36.179	25.088	35.580	208.7
92	Joel AZNAR					ESP	10	1:59.866	22.555	36.563	25.192	35.556	209.5
	ILUSION TEAM					KAWASAKI	11	1:59.716	22.370	36.449	25.501	35.396	202.5
1	2:06.698	27.918	37.765	25.418	35.597		12	2:00.584	23.173	36.826	25.237	35.348	197.3
2	1:59.417	22.402	36.472	25.330	35.213	208.7	21 Rafael DA SILVA BRA						
3	1:59.346	22.540	36.390	25.185	35.231	208.3	KAWASAKI PL RACING JUNIOR TEAM KAWASAKI						
4	1:58.857	22.363	36.130	25.156	35.208	204.4	1	2:06.397	27.826	37.360	25.636	35.575	
5	1:59.465	22.468	36.338	25.174	35.485	207.1	2	1:59.507	22.422	36.566	25.238	35.281	211.1
6	1:59.628	22.477	36.481	25.378	35.292	205.9	3	2:00.060	22.648	36.571	25.410	35.431	211.5
7	1:59.005	22.469	36.164	25.243	35.129	209.1	4	1:58.687	22.134	36.129	25.319	35.105	206.3
8	1:58.880	22.311	36.348	25.065	35.156	205.5	5	1:59.254	22.264	36.386	25.093	35.511	207.1
9	1:59.009	22.191	36.223	25.042	35.553	206.3	6	1:59.106	22.023	36.492	24.862	35.729	206.7
10	1:59.317	22.366	36.852	25.113	34.986	205.1	7	1:58.794	22.446	36.035	25.016	35.297	211.5
11	1:59.597	22.514	36.326	25.597	35.160	205.5	8	1:59.088	22.507	36.598	25.073	34.910	207.5
12	1:59.627	22.745	36.364	25.203	35.315	210.7	9	1:59.541	22.338	36.229	25.200	35.774	209.9
23 Jordi RAPOSEIRAS AND							10	1:59.360	22.026	36.921	25.252	35.161	206.3
ALMA RACING KAWASAKI							11	2:00.003	22.676	36.504	25.572	35.251	210.3
1	2:06.273	27.497	37.848	25.315	35.613		12	2:00.072	22.771	36.744	25.250	35.307	205.1
2	1:59.279	22.401	36.438	24.936	35.504	207.1	7 Guerau SIMO ESP						
3	1:59.524	22.743	36.454	24.880	35.447	208.3	I-DENT JUNIOR RACING TEAM YAMAHA						
4	1:59.146	22.170	36.276	25.171	35.529	208.3	1	2:07.503	28.109	37.812	25.401	36.181	
5	1:58.775	22.450	35.997	24.870	35.458	207.5	2	1:59.253	22.393	36.335	25.384	35.141	209.5
6	1:59.637	22.328	36.394	25.064	35.851	208.3	3	1:58.760	22.434	36.139	25.216	34.971	202.5
7	1:58.684	22.287	36.099	24.966	35.332	205.9	4	1:58.246	21.971	36.359	24.862	35.054	207.1
8	1:59.435	22.858	36.521	24.864	35.192	207.1	5	1:58.647	21.989	36.457	24.876	35.325	213.2
9	1:58.840	22.282	36.139	25.114	35.305	208.3	6	1:58.631	22.251	36.561	25.091	34.728	204.7
10	1:59.823	22.558	36.619	25.070	35.576	209.5	7	1:59.896	23.316	36.201	25.225	35.154	196.6
11	1:59.223	22.598	36.300	25.226	35.099	202.5	8	1:59.026	22.663	36.298	24.999	35.066	203.2
12	2:00.359	23.482	36.504	25.253	35.120	192.8	9	1:58.836	22.282	36.111	25.472	34.971	207.5
88 Tomas MARIN COL							10	2:02.331	22.552	36.568	25.714	37.497	195.9
DEZA-BOX 77 RACING TEAM KAWASAKI							11	1:58.883	22.511	36.169	25.089	35.114	200.2
1	2:05.816	27.998	37.064	25.357	35.397		12	2:00.040	22.387	37.012	25.563	35.078	207.5
2	1:58.991	22.354	36.385	25.050	35.202	208.3	13 Joao H. PETRAZZO BRA						
3	1:59.524	22.942	36.428	25.080	35.074	193.5	TEAM GP3 AD11 BY FIMLA KAWASAKI						
4	1:58.827	22.296	36.505	25.016	35.010	204.0	1	2:07.458	28.580	37.620	25.552	35.706	
5	1:58.845	22.428	36.415	25.076	34.926	198.8	2	1:59.952	22.650	36.478	25.314	35.510	205.9
6	1:59.870	22.831	36.408	25.344	35.287	197.7	3	1:59.386	22.182	36.434	25.372	35.398	209.9
7	1:59.163	22.584	36.329	25.102	35.148	215.3	4	1:59.429	22.434	36.439	25.270	35.286	203.6
8	1:59.601	23.081	36.386	25.071	35.063	201.7	5	2:00.061	22.644	36.487	25.440	35.490	200.6
9	1:58.898	22.216	36.253	25.108	35.321	211.1	6	2:00.494	22.783	36.559	25.498	35.654	199.1
10	1:59.543	22.251	36.299	25.462	35.531	212.3	7	2:00.740	22.897	36.609	25.616	35.618	198.4
11	2:00.239	22.838	36.668	25.742	34.991	202.1	8	2:00.980	22.918	36.789	25.592	35.681	197.7
12	1:59.768	22.892	36.578	25.300	34.998	207.9	9	2:01.568	22.941	36.936	25.752	35.939	196.6
80 Cameron RENDE AUS							10	2:01.622	23.178	36.900	25.718	35.826	194.8
MOTAP RACING TEAM KAWASAKI							11	2:01.497	23.180	36.714	25.702	35.901	194.8
1	2:05.391	26.754	37.848	25.300	35.489		12	2:01.523	23.025	36.806	25.826	35.866	196.6
2	1:59.751	22.420	36.368	25.234	35.729	205.1	83 Astrid H. MADRIGAL MEX						
3	1:59.687	23.056	36.364	24.946	35.321	193.1	MOTAP RACING TEAM KAWASAKI						
4	1:58.852	22.268	36.299	25.030	35.255	214.4	1	2:06.977	28.477	37.530	25.324	35.646	
5	1:59.039	22.340	36.243	25.119	35.337	213.2	2	2:00.249	22.612	36.436	25.490	35.711	207.9
6	1:59.010	22.476	36.271	25.065	35.198	211.9	3	2:01.348	23.306	36.755	25.545	35.742	205.9



SS 300/Cam.Iberoamericano

RFME ESBK 2023

Carrera 1

Sector Analysis

Lap	Time	Sector 1	Sector 2	Sector 3	Sector 4	T.Spd	Lap	Time	Sector 1	Sector 2	Sector 3	Sector 4	T.Spd
4	2:01.862	22.991	37.014	25.801	36.056	198.4	3	1:57.626	22.054	35.769	24.973	34.830	206.3
5	2:02.551	23.294	37.144	25.842	36.271	194.5	4	1:57.020	22.252	35.594	24.543	34.631	207.1
6	2:01.735	22.755	37.243	25.593	36.144	195.2	5	1:56.997	22.126	35.859	24.833	34.179	205.1
7	2:03.054	23.146	37.407	26.343	36.158	195.2	6	1:57.041	22.187	35.420	24.469	34.965	207.9
8	2:02.060	23.371	37.278	25.904	35.507	195.5							
9	2:00.870	22.761	37.014	25.453	35.642	200.2							
10	2:02.697	23.046	37.621	26.095	35.935	193.8							
11	2:01.629	22.973	36.907	25.688	36.061	194.5							
12	2:01.497	23.414	36.962	25.252	35.869	193.1							

15 Sara VARON COL
MOTAP RACING TEAM KAWASAKI

1	2:07.894	28.695	37.703	25.566	35.930	204.0
2	2:00.362	22.527	36.812	25.514	35.509	204.0
3	2:00.559	22.731	36.724	25.519	35.585	199.9
4	2:01.665	22.940	37.155	25.695	35.875	201.7
5	2:02.324	23.444	37.217	25.555	36.108	195.9
6	2:01.962	23.231	37.273	25.632	35.826	192.8
7	2:02.652	23.368	37.271	26.023	35.990	195.9
8	2:01.758	23.297	37.176	25.634	35.651	192.1
9	2:01.455	22.978	37.029	25.633	35.815	192.1
10	2:02.683	23.244	37.706	25.765	35.968	192.4
11	2:01.831	23.281	36.916	25.490	36.144	192.4
12	2:01.449	22.958	37.024	25.627	35.840	193.1

54 Micke E. MELTVEIT NOR
KTM

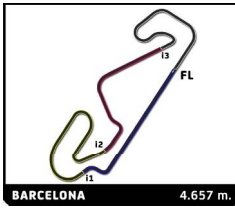
1	2:14.128	32.042	38.434	26.534	37.118	
2	2:04.700	23.457	37.986	26.349	36.908	196.2
3	2:04.775	23.447	38.052	26.348	36.928	195.9
4	2:04.333	23.472	37.871	26.389	36.601	194.5
5	2:04.723	23.473	37.804	26.510	36.936	195.2
6	2:04.241	23.421	37.724	26.162	36.934	194.5
7	2:04.213	23.527	37.685	26.267	36.734	194.5
8	2:07.474	24.980	38.234	26.241	38.019	194.8
9	2:04.358	23.569	37.826	26.049	36.914	193.8
10	2:03.963	23.449	37.923	26.007	36.584	194.8
11	2:03.658	23.297	37.707	26.155	36.499	195.2
12	2:06.321	23.437	38.675	26.493	37.716	194.8

48 Martim A. EUGENIO PRT
TEAM MOTOCULUBE LOULÉ KAWASAKI

1	2:43.499	29.204			1:11.177	
2	4:34.131	2:52.286			36.167	152.3
3	2:02.908	23.274			35.927	191.1
4	2:02.282	23.132			35.929	192.4
5	2:02.378	23.215			35.936	191.4
6	2:02.408	23.319			35.832	192.8
7	2:02.262	23.290			35.769	190.1
8	2:01.888	23.156			35.717	193.5
9	2:10.050	23.086			36.094	193.1
10	2:10.839	29.644			35.950	193.8

40 Emanuele CAZZANIGA ITA
RACE STAR YAMAHA

1	2:02.242	26.138	36.978	24.475	34.651	
2	1:56.340	21.970	35.555	24.473	34.342	207.1



SS 300/Cam.Iberoamericano

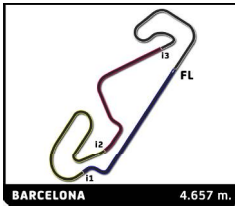
RFME ESBK 2023

Carrera 1

Analysis by lap

Lapped

No	Lap Time	Gap	No	Lap Time	Gap	No	Lap Time	Gap	No	Lap Time	Gap	No	Lap Time	Gap			
Lap 1																	
55	2:00.539	0.000	43	1:58.461	4.955	39	1:56.945	0.051	26	1:58.103	10.761	39	1:57.151	0.293	55	1:57.679	0.351
22	2:00.668	0.129	35	1:58.440	5.259	33	1:56.908	0.103	2	1:57.857	10.890	55	1:57.679	0.351	33	1:57.953	0.418
84	2:00.706	0.167	73	1:58.262	5.357	84	1:57.606	0.205	88	1:58.845	12.649	33	1:57.953	0.418	47	1:56.987	0.481
33	2:00.890	0.351	11	1:59.168	7.280	14	1:56.949	0.316	11	1:59.076	12.786	47	1:56.987	0.481	71	1:56.625	0.606
62	2:01.007	0.468	88	1:58.991	7.365	62	1:57.605	0.511	7	1:58.647	13.055	71	1:56.625	0.606	62	1:56.816	0.841
47	2:01.145	0.606	26	1:58.880	7.411	40	1:57.020	0.706	80	1:59.039	13.366	62	1:56.816	0.841	61	1:56.667	1.033
39	2:01.470	0.931	80	1:59.751	7.700	55	1:58.184	0.801	23	1:58.775	13.643	61	1:56.667	1.033	24	1:56.708	1.218
14	2:01.539	1.000	23	1:59.279	8.110	47	1:57.476	1.028	92	1:59.465	14.429	24	1:56.708	1.218	41	2:01.681	5.854
71	2:01.688	1.149	2	1:59.997	8.187	79	1:57.450	1.233	21	1:59.254	14.551	41	2:01.681	5.854	32	1:58.874	9.424
24	2:01.936	1.397	21	1:59.507	8.462	71	1:57.222	1.466	13	2:00.061	16.932	32	1:58.874	9.424	72	1:58.867	9.657
61	2:02.123	1.584	92	1:59.417	8.673	61	1:57.212	1.547	15	2:02.324	23.450	72	1:58.867	9.657	76	1:58.967	9.664
40	2:02.242	1.703	7	1:59.253	9.314	24	1:57.503	1.749	83	2:02.551	23.633	76	1:58.967	9.664	73	1:59.098	10.013
79	2:02.446	1.907	83	2:00.249	9.784	41	1:57.423	2.029	54	2:04.723	43.305	73	1:59.098	10.013	43	1:59.115	10.154
41	2:02.922	2.383	13	1:59.952	9.968	32	1:57.932	5.444	48	2:02.282	1 Lap	43	1:59.115	10.154	35	1:59.124	10.288
72	2:03.302	2.763	15	2:00.362	10.814	76	1:58.170	5.498	Lap 6								
32	2:03.658	3.119	54	2:04.700	21.386	72	1:57.972	5.691	33	1:56.789		79	1:56.435	12.274	26	1:58.296	12.640
76	2:03.769	3.230	Lap 3						22	1:57.275	0.140	26	1:58.296	12.640	2	1:58.544	12.838
43	2:03.936	3.397	84	1:57.620		43	1:58.215	6.119	55	1:56.934	0.207	80	1:59.149	16.855	80	1:59.149	16.855
18	2:04.126	3.587	55	1:57.656	0.018	35	1:58.002	6.363	84	1:57.341	0.257	7	1:59.896	16.912	7	1:59.896	16.912
35	2:04.261	3.722	22	1:57.681	0.209	18	2:02.132	9.340	14	1:57.298	0.399	88	1:59.163	17.012	88	1:59.163	17.012
73	2:04.537	3.998	62	1:57.567	0.307	26	1:58.731	9.490	39	1:56.383	0.677	11	2:00.225	17.198	23	1:58.684	17.294
80	2:05.391	4.852	39	1:57.462	0.507	2	1:58.475	9.865	40	1:57.041	0.777	23	1:58.684	17.294	18	1:58.363	17.358
11	2:05.554	5.015	33	1:58.275	0.596	11	1:58.519	10.542	47	1:56.086	1.029	18	1:58.363	17.358	21	1:58.794	17.781
2	2:05.632	5.093	14	1:57.522	0.768	88	1:58.827	10.636	71	1:56.665	1.516	21	1:58.794	17.781	92	1:59.005	18.392
88	2:05.816	5.277	47	1:57.803	0.953	80	1:58.852	11.159	62	1:57.223	1.560	92	1:59.005	18.392	13	2:00.740	23.496
26	2:05.973	5.434	40	1:57.626	1.087	7	1:58.246	11.240	41	1:56.488	1.708	13	2:00.740	23.496	15	2:02.652	33.394
23	2:06.273	5.734	79	1:57.248	1.184	23	1:59.146	11.700	61	1:56.925	1.901	15	2:02.652	33.394	83	2:03.054	33.752
21	2:06.397	5.858	71	1:57.386	1.645	92	1:58.857	11.796	24	1:56.791	2.045	83	2:03.054	33.752	54	2:04.213	57.089
92	2:06.698	6.159	24	1:57.791	1.647	21	1:58.687	12.129	32	1:58.498	8.085	54	2:04.213	57.089	48	2:02.408	1 Lap
83	2:06.977	6.438	61	1:57.420	1.736	13	1:59.429	13.703	76	1:58.557	8.232	48	2:02.408	1 Lap	48	2:02.408	1 Lap
13	2:07.458	6.919	41	1:57.496	2.007	83	2:01.862	17.914	72	1:58.407	8.325	72	1:58.407	8.325	43	1:58.311	8.574
7	2:07.503	6.964	18	1:57.911	4.609	15	2:01.665	17.958	73	1:58.455	8.450	43	1:58.311	8.574	35	1:58.160	8.699
15	2:07.894	7.355	76	1:58.142	4.729	54	2:04.333	35.414	43	1:58.311	8.574	35	1:58.160	8.699	71	1:56.794	0.135
54	2:14.128	13.589	32	1:58.387	4.913	48	2:02.908	1 Lap	26	1:58.253	11.879	71	1:56.794	0.135	84	1:57.362	0.237
48	2:43.499	42.960	72	1:57.961	5.120	Lap 5						22	1:57.796	0.531	14	1:57.836	0.624
Lap 2																	
33	1:56.552		43	1:58.029	5.305	22	1:56.832		26	1:58.253	11.879	22	1:57.796	0.531	47	1:57.558	0.774
55	1:56.944	0.041	73	1:57.809	5.487	84	1:56.678	0.051	79	2:08.982	13.374	47	1:57.558	0.774	33	1:58.039	1.192
84	1:56.795	0.059	35	1:58.182	5.762	14	1:56.752	0.236	11	1:58.857	14.508	33	1:58.039	1.192	62	1:57.709	1.285
22	1:56.981	0.207	26	1:58.428	8.160	33	1:57.075	0.346	7	1:58.631	14.551	62	1:57.709	1.285	61	1:57.691	1.459
62	1:56.854	0.419	2	1:58.283	8.791	55	1:56.439	0.408	80	1:59.010	15.241	61	1:57.691	1.459	24	1:57.732	1.685
39	1:56.696	0.724	88	1:59.524	9.210	40	1:56.997	0.871	88	1:59.870	15.384	24	1:57.732	1.685	41	1:57.141	5.730
47	1:57.126	0.829	11	1:59.823	9.424	39	1:58.210	1.429	23	1:59.637	16.145	41	1:57.141	5.730	32	1:58.290	10.449
14	1:56.828	0.925	80	1:59.687	9.708	62	1:57.793	1.472	21	1:59.106	16.522	32	1:58.290	10.449	35	1:57.535	10.558
40	1:56.340	1.140	23	1:59.524	9.955	79	1:57.126	1.527	18	2:02.913	16.530	35	1:57.535	10.558	43	1:57.965	10.854
24	1:57.041	1.535	92	1:59.346	10.340	71	1:57.352	1.986	92	1:59.628	16.922	43	1:57.965	10.854	76	1:58.658	11.057
79	1:56.611	1.615	7	1:58.760	10.395	47	1:57.882	2.078	13	2:00.494	20.291	76	1:58.658	11.057	72	1:58.949	11.341
71	1:57.692	1.938	21	2:00.060	10.843	61	1:57.396	2.111	83	2:01.735	28.233	72	1:58.949	11.341	79	1:56.411	11.420
61	1:57.314	1.995	13	1:59.386	11.675	41	1:57.158	2.355	15	2:01.962	28.277	79	1:56.411	11.420	73	1:58.678	11.426
41	1:56.710	2.190	83	2:01.348	13.453	24	1:57.472	2.389	54	2:04.241	50.411	73	1:58.678	11.426	2	1:57.122	12.695
32	1:57.989	4.205	15	2:00.559	13.694	32	1:58.110	6.722	48	2:02.378	1 Lap	2	1:57.122	12.695	26	1:57.368	12.743
76	1:57.939	4.266	54	2:04.775	28.482	76	1:58.144	6.810	22	1:57.395		26	1:57.368	12.743	18	1:57.888	17.981
18	1:57.693	4.377	48	4:34.131	1 Lap	72	1:58.194	7.053	14	1:57.189	0.053	18	1:57.888	17.981	11	1:58.504	18.437
72	1:58.978	4.838	Lap 4						84	1:57.418	0.140	11	1:58.504	18.437	7	1:59.026	18.673
Lap 7																	
Lap 8																	
Lap 9																	



SS 300/Cam.Iberoamericano

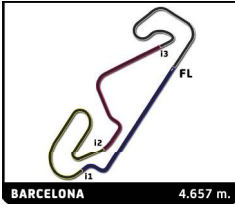
RFME ESBK 2023

Carrera 1

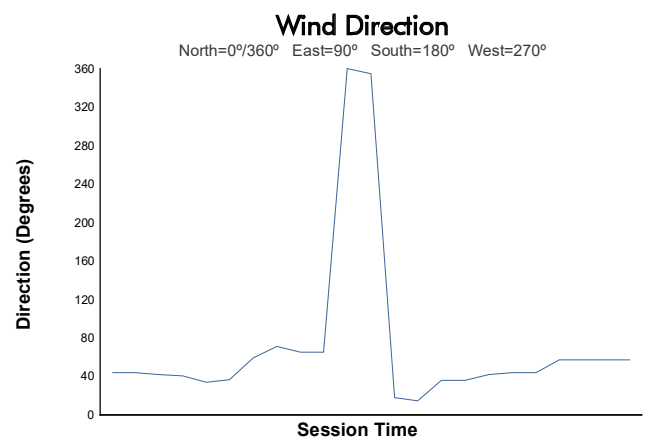
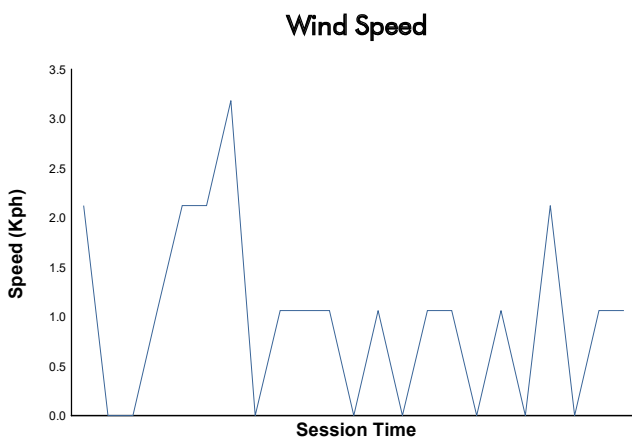
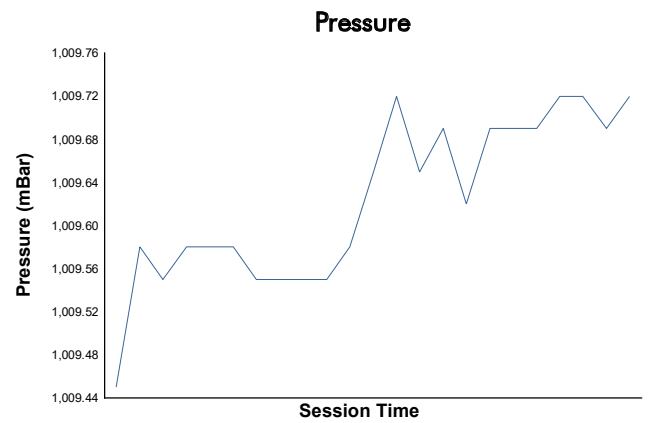
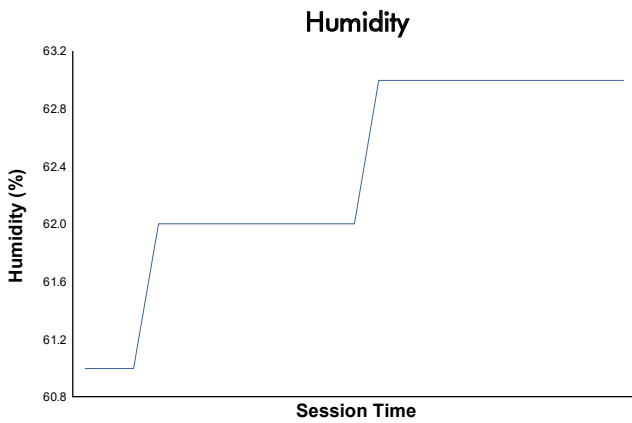
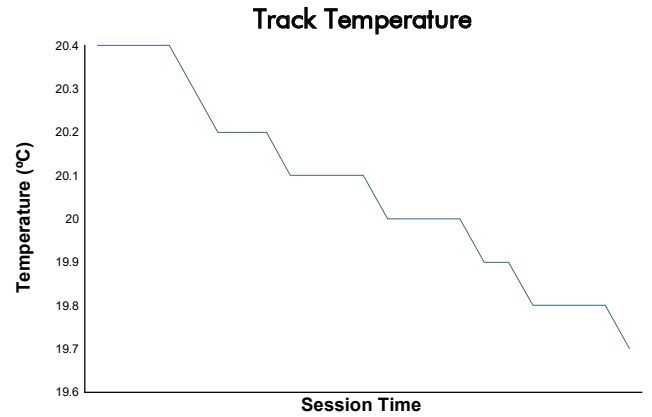
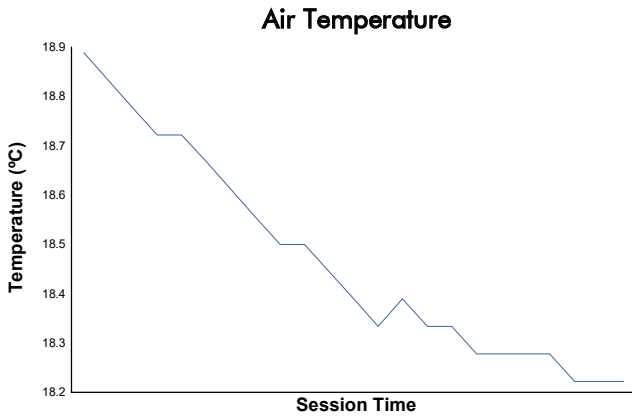
Analysis by lap

Lapped

No	Lap Time	Gap	No	Lap Time	Gap	No	Lap Time	Gap	No	Lap Time	Gap	No	Lap Time	Gap
80	1:59.554	19.144	61	1:57.674	1.320	13	2:01.497	39.292						
88	1:59.601	19.348	47	1:57.982	1.453	83	2:01.629	51.137						
23	1:59.435	19.464	24	1:57.774	1.751	15	2:01.831	51.250						
21	1:59.088	19.604	41	1:57.200	5.220	54	2:03.658	1:26.671						
92	1:58.880	20.007	79	1:57.243	10.639	Lap 12								
13	2:00.980	27.211	32	1:57.578	11.204	22	1:57.475							
15	2:01.758	37.887	35	1:57.519	11.328	14	1:57.159	0.028						
83	2:02.060	38.547	73	1:57.190	11.569	55	1:57.478	0.199						
54	2:07.474	1:07.298	26	1:57.311	12.988	39	1:57.164	0.373						
48	2:02.262	1 Lap	76	1:58.694	13.000	84	1:57.539	0.426						
Lap 9			43	1:57.777	13.278	47	1:57.464	0.451						
22	1:56.678		72	1:59.199	13.481	71	1:57.829	0.611						
14	1:56.606	0.021	2	1:57.809	13.614	62	1:57.795	0.815						
84	1:57.090	0.118	11	2:00.043	22.718	61	1:57.699	0.975						
55	1:57.353	0.144	88	1:59.543	23.044	33	1:58.383	1.632						
71	1:57.520	0.446	18	2:00.362	23.062	24	1:58.421	1.898						
39	1:57.771	0.615	80	1:59.866	23.284	41	1:57.155	4.169						
33	1:56.769	0.752	23	1:59.823	23.382	79	1:57.461	9.862						
62	1:56.731	0.807	92	1:59.317	23.588	32	1:58.017	11.691						
47	1:57.442	1.007	21	1:59.360	23.760	35	1:58.011	11.729						
61	1:56.932	1.182	7	2:02.331	25.095	73	1:57.979	11.866						
24	1:57.037	1.513	13	2:01.622	35.656	72	1:58.130	14.220						
41	1:57.035	5.556	15	2:02.683	47.280	26	1:57.942	14.279						
79	1:56.721	10.932	83	2:02.697	47.369	76	1:57.761	14.387						
32	1:57.922	11.162	54	2:03.963	1:20.874	43	1:58.506	14.601						
35	1:57.996	11.345	Lap 11			2	1:58.464	14.664						
72	1:57.686	11.818	22	1:57.687		48	2:10.839	2 Laps						
76	1:57.994	11.842	55	1:57.830	0.196	18	1:58.720	26.793						
73	1:57.698	11.915	71	1:58.118	0.257	11	1:59.824	27.191						
43	1:59.392	13.037	14	1:57.819	0.344	92	1:59.627	27.476						
26	1:57.679	13.213	84	1:57.909	0.362	23	2:00.359	27.628						
2	1:57.855	13.341	47	1:56.870	0.462	88	1:59.768	27.715						
11	1:58.983	20.211	62	1:57.694	0.495	80	2:00.584	28.248						
18	1:59.464	20.236	39	1:57.937	0.684	21	2:00.072	28.499						
7	1:58.836	20.300	33	1:57.718	0.724	7	2:00.040	28.682						
80	1:59.019	20.954	61	1:57.292	0.751	13	2:01.523	43.340						
88	1:58.898	21.037	24	1:57.062	0.952	83	2:01.497	55.159						
23	1:58.840	21.095	41	1:57.130	4.489	15	2:01.449	55.224						
92	1:59.009	21.807	48	2:10.050	2 Laps	54	2:06.321	1:35.517						
21	1:59.541	21.936	79	1:57.098	9.876									
13	2:01.568	31.570	32	1:57.806	11.149									
15	2:01.455	42.133	35	1:57.726	11.193									
83	2:00.870	42.208	73	1:57.654	11.362									
54	2:04.358	1:14.447	72	1:57.945	13.565									
48	2:01.888	1 Lap	43	1:58.153	13.570									
Lap 10			2	1:57.922	13.675									
71	1:57.090		26	1:58.685	13.812									
22	1:57.710	0.174	76	1:58.962	14.101									
55	1:57.619	0.227	23	1:59.223	24.744									
84	1:57.732	0.314	11	1:59.985	24.842									
14	1:57.901	0.386	80	1:59.716	25.139									
39	1:57.529	0.608	92	1:59.597	25.324									
62	1:57.391	0.662	88	2:00.239	25.422									
33	1:57.651	0.867	18	2:00.347	25.548									
			21	2:00.003	25.902									
			7	1:58.883	26.117									



RFME ESBK 2023
SS 300/Cam.Iberoamericano
Carrera 1
Weather Report



Track Status: **DRY**