

SBK
RFME ESBK 2023
Entrenamiento Libre 2

Classification

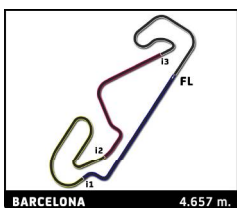
No	Rider	Nat	Team	Bike	Tires	Cl.	Time	Lap	Total	Gap	Kph
1	75 Ivo LOPES	POR	BMW EASYRACE TEAM		Dunlop	SBK	1:43.634	14	16	-	161.8
2	40 Roman RAMOS	ESP	KAWASAKI PALMETO PL RACING	KAWASAKI	Pirelli	SBK	1:43.879	10	18	+0.245	161.4
3	1 Esteve RABAT	ESP	TR53 RACING TEAM	HONDA	Pirelli	SBK	1:44.206	8	16	+0.572	160.9
4	44 Steven ODENDAAL	RSA	NEW2 PROJECT	YAMAHA	Pirelli	SBK	1:44.208	3	18	+0.574	160.9
5	94 Naomichi URAMOTO	JPN	JEG RACING	HONDA	Pirelli	SBK	1:44.310	4	16	+0.676	160.7
6	84 Jesper PELLIJEFF	SWE	BMW MOTORRAD NORDIC SBK TEAM		Dunlop	SBK	1:44.701	13	16	+1.067	160.1
7	10 Unai ORRADRE	ESP	TEAM HONDA LAGLISSE	HONDA	Dunlop	STCK1000	1:44.778	12	13	+1.144	160.0
8	89 Daniel VALLE	ESP	MAXIGASS GV STRATOS	YAMAHA	Pirelli	STCK1000	1:44.908	3	13	+1.274	159.8
9	55 Alex TOLEDO	ESP	EASYRACE TEAM	YAMAHA	Dunlop	STCK1000	1:45.067	12	13	+1.433	159.6
10	70 Marc ALCOBA	ESP	ANDOTRANS TEAM TORRENTÓ	YAMAHA	Dunlop	SBK	1:45.769	4	9	+2.135	158.5
11	21 Eduardo MONTERO	ESP	TEAM HONDA LAGLISSE	HONDA	Dunlop	STCK1000	1:45.772	14	17	+2.138	158.5
12	2 Guillaume ANTIGA	FRA	JEG RACING	HONDA	Pirelli	STCK1000	1:45.779	4	7	+2.145	158.5
13	53 Daniel GONZALEZ	ESP	PS RACING TEAM		Pirelli	STCK1000	1:45.811	8	10	+2.177	158.4
14	13 Ville VALTONEN	FIN	SENSETEC OY			SBK	1:46.106	12	14	+2.472	158.0
15	96 Jamie W. DAVIS	GBR	YAMAHA GVSTRATOS	YAMAHA	Pirelli	STCK1000	1:46.290	11	15	+2.656	157.7
16	27 Balint KOVACS	HUN	BMW EASYRACE TEAM		Dunlop	STCK1000	1:46.432	10	12	+2.798	157.5
17	19 Paul DUFOUR	FRA	JEG RACING	HONDA	Pirelli	STCK1000	1:47.850	14	15	+4.216	155.4
18	29 Juan J. NUÑEZ	ESP	YAMAHA GV STRATOS	YAMAHA	Pirelli	STCK1000	1:47.970	11	13	+4.336	155.3
19	43 Eric MOLINA	ESP	YAMAHA GV STRATOS	YAMAHA	Pirelli	STCK1000	1:48.410	12	14	+4.776	154.6
20	4 Javier ARTIME	ESP	PROMORACING TEAM	YAMAHA		STCK1000	1:49.836	14	16	+6.202	152.6
21	7 Zechariah K. DZEGEDE	USA	JEG RACING	HONDA	Pirelli	STCK1000	1:49.924	5	15	+6.290	152.5
22	3 Ola NESBAKKEN	ESP	YAMAHA TEAM SCANDINAVIA	YAMAHA		STCK1000	1:51.235	9	15	+7.601	150.7
23	9 Miguel ROMAO	POR	ELITE RACING TEAM	YAMAHA	Dunlop	STCK1000	1:51.558	3	12	+7.924	150.3
24	99 Oscar GUTIERREZ	ESP	TEAM HONDA LAGLISSE	HONDA	Dunlop	SBK	17:54.627	3	4	16:10.9936:03.069	15.6
25	5 Raul NAVARRO	ESP	YAMAHA GV STRATOS	YAMAHA	Pirelli	STCK1000					
26	33 Eduardo MONTERO	ESP	TEAM HONDA LAGLISSE	HONDA	Dunlop	STCK1000					
27	37 Corey TINKER	GBR	CT RACING	YAMAHA	Pirelli	STCK1000			3		
28	93 Mathias POULSEN	DEN	YAMAHA TEAM SCANDINAVIA	YAMAHA	Pirelli	SBK					

Fastest Lap: Lap 14 | Ivo LOPES | **1:43.634** | 161.8 Kph

Published at:

Track Status: **DRY**

Race Director:	Timekeeper:
-----------------------	--------------------



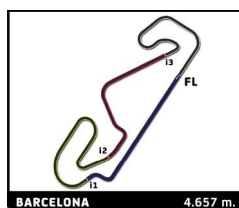
SBK
RFME ESBK 2023
Entrenamiento Libre 2
Classification by Class

No Rider	Nat	Team	Bike	Time	Lap Total	Gap	Kph
STCK1000							
1	10	Unai ORRADRE	ESP TEAM HONDA LAGLISSE	HONDA	1:44.778	12 13	160.0
2	89	Daniel VALLE	ESP MAXIGASS GV STRATOS	YAMAHA	1:44.908	3 13 +0.130 +0.130	159.8
3	55	Alex TOLEDO	ESP EASYRACE TEAM	YAMAHA	1:45.067	12 13 +0.289 +0.159	159.6
4	21	Eduardo MONTERO	ESP TEAM HONDA LAGLISSE	HONDA	1:45.772	14 17 +0.994 +0.705	158.5
5	2	Guillaume ANTIGA	FRA JEG RACING	HONDA	1:45.779	4 7 +1.001 +0.007	158.5
6	53	Daniel GONZALEZ	ESP PS RACING TEAM		1:45.811	8 10 +1.033 +0.032	158.4
7	96	Jamie W. DAVIS	GBR YAMAHA GVSTRATOS	YAMAHA	1:46.290	11 15 +1.512 +0.479	157.7
8	27	Balint KOVACS	HUN BMW EASYRACE TEAM		1:46.432	10 12 +1.654 +0.142	157.5
9	19	Paul DUFOUR	FRA JEG RACING	HONDA	1:47.850	14 15 +3.072 +1.418	155.4
10	29	Juan J. NUÑEZ	ESP YAMAHA GV STRATOS	YAMAHA	1:47.970	11 13 +3.192 +0.120	155.3
11	43	Eric MOLINA	ESP YAMAHA GV STRATOS	YAMAHA	1:48.410	12 14 +3.632 +0.440	154.6
12	4	Javier ARTIME	ESP PROMORACING TEAM	YAMAHA	1:49.836	14 16 +5.058 +1.426	152.6
13	7	Zechariah K. DZEGEDE	USA JEG RACING	HONDA	1:49.924	5 15 +5.146 +0.088	152.5
14	3	Ola NESBAKKEN	ESP YAMAHA TEAM SCANDINAVIA	YAMAHA	1:51.235	9 15 +6.457 +1.311	150.7
15	9	Miguel ROMAO	POR ELITE RACING TEAM	YAMAHA	1:51.558	3 12 +6.780 +0.323	150.3
16	5	Raul NAVARRO	ESP YAMAHA GV STRATOS	YAMAHA			
17	33	Eduardo MONTERO	ESP TEAM HONDA LAGLISSE	HONDA			
18	37	Corey TINKER	GBR CT RACING	YAMAHA		3	
SBK							
1	75	Ivo LOPES	POR BMW EASYRACE TEAM		1:43.634	14 16	161.8
2	40	Roman RAMOS	ESP KAWASAKI PALMETO PL RACING	KAWASAKI	1:43.879	10 18 +0.245 +0.245	161.4
3	1	Esteve RABAT	ESP TR53 RACING TEAM	HONDA	1:44.206	8 16 +0.572 +0.327	160.9
4	44	Steven ODENDAAL	RSA NEW2 PROJECT	YAMAHA	1:44.208	3 18 +0.574 +0.002	160.9
5	94	Naomichi URAMOTO	JPN JEG RACING	HONDA	1:44.310	4 16 +0.676 +0.102	160.7
6	84	Jesper PELLIEFF	SWE BMW MOTORRAD NORDIC SBK TEAM		1:44.701	13 16 +1.067 +0.391	160.1
7	70	Marc ALCOBA	ESP ANDOTRANS TEAM TORRENTÓ	YAMAHA	1:45.769	4 9 +2.135 +1.068	158.5
8	13	Ville VALTONEN	FIN SENSETEC OY		1:46.106	12 14 +2.472 +0.337	158.0
9	99	Oscar GUTIERREZ	ESP TEAM HONDA LAGLISSE	HONDA	17:54.627	3 416'10.9936'08.521	15.6
10	93	Mathias POULSEN	DEN YAMAHA TEAM SCANDINAVIA	YAMAHA			

Published at:

Track Status: **DRY**

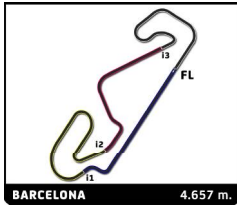
Race Director:	Timekeeper:
----------------	-------------



SBK
RFME ESBK 2023
Entrenamiento Libre 2

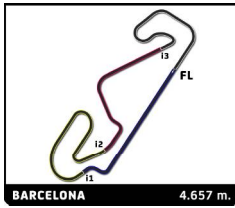
Best Sector Times

Sector 1			Sector 2			Sector 3			Sector 4			Pos	No	Ideal Lap	Best Lap
Pos	No Rider	Time	No Rider	Time	No Rider	Time	No Rider	Time	Pos	No					
1	75 I.LOPES	17.768	40 R.RAMOS	32.431	75 I.LOPES	21.200	75 I.LOPES	31.986	1	75	1:43.454	1:43.634	(1)		
2	1 E.RABAT	17.807	44 S.ODENDAAL	32.487	40 R.RAMOS	21.352	40 R.RAMOS	32.037	2	40	1:43.706	1:43.879	(2)		
3	40 R.RAMOS	17.886	75 I.LOPES	32.500	10 U.ORRADRE	21.406	1 E.RABAT	32.096	3	1	1:43.886	1:44.206	(3)		
4	44 S.ODENDAAL	17.922	94 N.URAMOTO	32.568	1 E.RABAT	21.413	44 S.ODENDAAL	32.138	4	44	1:43.972	1:44.208	(4)		
5	55 A.TOLED0	17.981	1 E.RABAT	32.570	44 S.ODENDAAL	21.425	94 N.URAMOTO	32.181	5	94	1:44.288	1:44.310	(5)		
6	10 U.ORRADRE	17.981	89 D.VALLE	32.723	84 J.PELLIJEFF	21.490	89 D.VALLE	32.236	6	10	1:44.645	1:44.778	(7)		
7	21 E.MONTERO	18.029	84 J.PELLIJEFF	32.777	55 A.TOLED0	21.492	84 J.PELLIJEFF	32.323	7	84	1:44.656	1:44.701	(6)		
8	94 N.URAMOTO	18.045	10 U.ORRADRE	32.870	94 N.URAMOTO	21.494	10 U.ORRADRE	32.388	8	89	1:44.799	1:44.908	(8)		
9	84 J.PELLIJEFF	18.066	2 G.ANTIGA	32.943	89 D.VALLE	21.700	55 A.TOLED0	32.394	9	55	1:44.842	1:45.067	(9)		
10	70 M.ALCOBA	18.099	96 J.DAVIS	32.949	2 G.ANTIGA	21.742	70 M.ALCOBA	32.581	10	2	1:45.490	1:45.779	(12)		
11	89 D.VALLE	18.140	53 D.GONZALEZ	32.949	21 E.MONTERO	21.769	2 G.ANTIGA	32.656	11	70	1:45.612	1:45.769	(10)		
12	13 V.VALTONEN	18.147	21 E.MONTERO	32.954	70 M.ALCOBA	21.782	53 D.GONZALEZ	32.725	12	21	1:45.616	1:45.772	(11)		
13	2 G.ANTIGA	18.149	55 A.TOLED0	32.975	13 V.VALTONEN	21.847	13 V.VALTONEN	32.757	13	53	1:45.763	1:45.811	(13)		
14	96 J.DAVIS	18.214	70 M.ALCOBA	33.150	53 D.GONZALEZ	21.865	96 J.DAVIS	32.784	14	96	1:45.893	1:46.290	(15)		
15	53 D.GONZALEZ	18.224	27 B.KOVACS	33.182	27 B.KOVACS	21.874	27 B.KOVACS	32.856	15	13	1:46.013	1:46.106	(14)		
16	27 B.KOVACS	18.273	13 V.VALTONEN	33.262	96 J.DAVIS	21.946	21 E.MONTERO	32.864	16	27	1:46.185	1:46.432	(16)		
17	29 J.NUÑEZ	18.387	19 P.DUFOUR	33.563	19 P.DUFOUR	22.259	29 J.NUÑEZ	33.389	17	19	1:47.850	1:47.850	(17)		
18	43 E.MOLINA	18.402	43 E.MOLINA	33.637	29 J.NUÑEZ	22.294	43 E.MOLINA	33.391	18	43	1:47.875	1:48.410	(19)		
19	19 P.DUFOUR	18.497	29 J.NUÑEZ	33.839	43 E.MOLINA	22.445	19 P.DUFOUR	33.531	19	29	1:47.909	1:47.970	(18)		
20	7 Z.DZEGEDE	18.731	4 J.ARTIME	33.990	99 O.GUTIERREZ	22.546	7 Z.DZEGEDE	33.913	20	4	1:49.359	1:49.836	(20)		
21	4 J.ARTIME	18.800	7 Z.DZEGEDE	34.198	4 J.ARTIME	22.635	4 J.ARTIME	33.934	21	7	1:49.521	1:49.924	(21)		
22	3 O.NESBAKKEN	19.032	3 O.NESBAKKEN	34.734	7 Z.DZEGEDE	22.679	9 M.ROMAO	34.119	22	3	1:51.128	1:51.235	(22)		
23	9 M.ROMAO	19.225	9 M.ROMAO	34.864	3 O.NESBAKKEN	22.873	37 C.TINKER	34.302	23	9	1:51.392	1:51.558	(23)		
24	99 O.GUTIERREZ	20.833	99 O.GUTIERREZ	35.221	37 C.TINKER	23.155	3 O.NESBAKKEN	34.489	24	99	1:53.489	7:54.627	(24)		
25	37 C.TINKER	24.614	37 C.TINKER	37.591	9 M.ROMAO	23.184	99 O.GUTIERREZ	34.889	25	37	1:59.662				



SBK
RFME ESBK 2023
Entrenamiento Libre 2
Best Top Speed

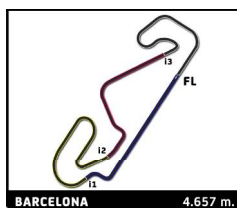
No Rider	Team	Class	Top 1		Top 2		Top 3		Top 4		Top 5		Avg
			Kph	Lap	Kph	Lap	Kph	Lap	Kph	Lap	Kph	Lap	
1 Esteve RABAT	TR53 RACING TEAM	SBK	308.9	2	306.3	13	306.3	3	305.4	16	304.5	12	306.3
21 Eduardo MONTERO	TEAM HONDA LAGLISSE	STCK1000	307.1	10	307.1	6	306.3	4	305.4	14	305.4	13	306.3
84 Jesper PELLIJEF	BMW MOTORRAD NORDIC SBK TEAM	SBK	307.1	14	306.3	4	306.3	2	304.5	13	303.7	12	305.6
2 Guillaume ANTIGA	JEG RACING	STCK1000	306.3	2	301.2	3	299.5	4	298.7	5	297.9	7	300.7
10 Unai ORRADRE	TEAM HONDA LAGLISSE	STCK1000	306.3	6	306.3	3	305.4	12	305.4	5	304.5	4	305.6
19 Paul DUFOUR	JEG RACING	STCK1000	305.4	3	304.5	13	302.8	4	301.2	14	301.2	11	303.0
55 Alex TOLEDO	EASYRACE TEAM	STCK1000	305.4	2	302.0	6	302.0	5	302.0	4	302.0	3	302.7
89 Daniel VALLE	MAXIGASS GV STRATOS	STCK1000	303.7	2	302.8	13	300.3	3	299.5	4	298.7	9	301.0
27 Balint KOVACS	BMW EASYRACE TEAM	STCK1000	302.8	4	302.0	12	302.0	9	301.2	3	301.2	2	301.8
96 Jamie W. DAVIS	YAMAHA GVSTRATOS	STCK1000	302.8	3	297.9	11	295.4	2	294.6	4	292.3	10	296.6
29 Juan J. NUÑEZ	YAMAHA GV STRATOS	STCK1000	302.0	3	301.2	4	298.7	6	298.7	5	297.9	12	299.7
75 Ivo LOPES	BMW EASYRACE TEAM	SBK	302.0	13	302.0	5	302.0	4	302.0	2	301.2	9	301.8
7 Zechariah K. DZEGEDE	JEG RACING	STCK1000	301.2	2	298.7	5	297.9	12	297.9	3	297.0	11	298.5
94 Naomichi URAMOTO	JEG RACING	SBK	301.2	16	299.5	14	299.5	13	299.5	4	298.7	5	299.7
44 Steven ODENDAAL	NEW2 PROJECT	SBK	300.3	15	299.5	7	298.7	18	298.7	6	298.7	3	299.2
70 Marc ALCOBA	ANDOTRANS TEAM TORRENTÓ	SBK	300.3	4	300.3	5	299.5	2	299.5	3	297.9	6	299.5
13 Ville VALTONEN	SENSETEC OY	SBK	297.9	5	297.9	3	297.0	14	297.0	13	297.0	4	297.4
40 Roman RAMOS	KAWASAKI PALMETO PL RACING	SBK	297.9	13	297.0	3	295.4	15	295.4	6	295.4	5	296.2
4 Javier ARTIME	PROMORACING TEAM	STCK1000	297.0	6	296.2	13	296.2	9	296.2	8	296.2	4	296.4
53 Daniel GONZALEZ	PS RACING TEAM	STCK1000	297.0	8	296.2	7	296.2	2	295.4	6	293.0	10	295.6
43 Eric MOLINA	YAMAHA GV STRATOS	STCK1000	295.4	12	295.4	11	295.4	4	294.6	7	294.6	5	295.1
3 Ola NESBAKKEN	YAMAHA TEAM SCANDINAVIA	STCK1000	294.6	5	293.8	13	293.0	14	293.0	8	293.0	4	293.5
9 Miguel ROMAO	ELITE RACING TEAM	STCK1000	291.5	9	291.5	4	289.9	3	287.6	11	287.6	8	289.6
99 Oscar GUTIERREZ	TEAM HONDA LAGLISSE	SBK	270.4	4	186.2	1	166.5	2	160.8	3			196.0
37 Corey TINKER	CT RACING	STCK1000	257.6	2	140.5	1	113.0	3					170.4
5 Raul NAVARRO	YAMAHA GV STRATOS	STCK1000											
33 Eduardo MONTERO	TEAM HONDA LAGLISSE	STCK1000											
93 Mathias POULSEN	YAMAHA TEAM SCANDINAVIA	SBK											



SBK
RFME ESBK 2023
Entrenamiento Libre 2

Fastest Lap Sequence

Elapsed	No Rider	Team	Bike	Class	Time	Kph	Lap
4:08.943	9 Miguel ROMAO	ELITE RACING TEAM	YAMAHA	STCK100C	1:53.094	148.2	2
4:10.561	94 Naomichi URAMOTO	JEG RACING	HONDA	SBK	1:45.213	159.3	2
4:12.852	1 Esteve RABAT	TR53 RACING TEAM	HONDA	SBK	1:44.979	159.7	2
5:11.381	44 Steven ODENDAAL	NEW2 PROJECT	YAMAHA	SBK	1:44.437	160.5	2
6:55.589	44 Steven ODENDAAL	NEW2 PROJECT	YAMAHA	SBK	1:44.208	160.9	3
7:28.453	75 Ivo LOPES	BMW EASYRACE TEAM		SBK	1:44.171	160.9	3
9:12.314	75 Ivo LOPES	BMW EASYRACE TEAM		SBK	1:43.861	161.4	4
16:08.913	75 Ivo LOPES	BMW EASYRACE TEAM		SBK	1:43.842	161.4	8
30:59.221	75 Ivo LOPES	BMW EASYRACE TEAM		SBK	1:43.698	161.7	13
32:42.855	75 Ivo LOPES	BMW EASYRACE TEAM		SBK	1:43.634	161.8	14



SBK

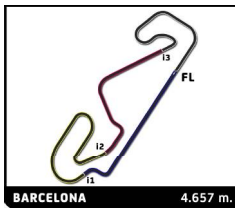
RFME ESBK 2023

Entrenamiento Libre 2

Sector Analysis

Invalidated Lap Personal Best Session Best Crossing the pit lane

Lap	Time	Sector 1	Sector 2	Sector 3	Sector 4	T.Sp	Lap	Time	Sector 1	Sector 2	Sector 3	Sector 4	T.Sp	
1	Esteve RABAT ESP							8	1:50.897	19.041	34.364	23.107	34.385	296.2
	TR53 RACING TEAM HONDA							9	2:00.520 B	18.968	34.080	22.979	44.493	296.2
1	2:27.873	58.971	34.129	22.091	32.682	213.6	10	6:09.318	4:33.938	35.389	24.045	35.946	141.4	
2	1:44.979	18.203	33.049	21.631	32.096	308.9	11	1:51.532	19.145	34.760	23.355	34.272	290.7	
3	1:44.446	17.907	32.662	21.556	32.321	306.3	12	1:51.746	19.649	34.817	22.962	34.318	293.8	
4	1:44.467	17.995	32.730	21.566	32.176	303.7	13	1:49.904	18.800	33.990	22.899	34.215	296.2	
5	1:55.533 B	17.849	32.730	21.486	43.468	304.5	14	1:49.836	18.999	34.065	22.635	34.137	295.4	
6	6:28.303	5:00.465	33.637	21.754	32.447	196.2	15	1:50.498	19.115	34.258	22.822	34.303	293.8	
7	1:44.359	17.899	32.608	21.498	32.354	302.0	16	1:50.931	19.203	34.202	23.124	34.402	291.5	
8	1:44.206	17.900	32.570	21.483	32.253	302.8	7 Zechariah K. DZEGEDE USA							
9	1:44.384	17.874	32.728	21.480	32.302	303.7	JEG RACING HONDA							
10	1:44.451	17.980	32.792	21.436	32.243	302.8	1	2:31.758	57.387	36.597	23.473	34.301	137.4	
11	1:44.248	17.901	32.688	21.459	32.200	304.5	2	1:51.433	19.191	34.872	23.179	34.191	301.2	
12	1:44.447	17.828	32.811	21.518	32.290	304.5	3	1:50.732	19.016	34.698	22.917	34.101	297.9	
13	1:44.731	17.820	33.025	21.545	32.341	306.3	4	1:50.661	19.038	34.809	22.901	33.913	297.0	
14	1:44.668	17.856	32.946	21.513	32.353	303.7	5	1:49.924	18.907	34.198	22.744	34.075	298.7	
15	1:44.691	17.841	32.925	21.492	32.433	303.7	6	1:50.558	18.995	34.531	22.928	34.104	295.4	
16	1:44.321	17.807	32.777	21.413	32.324	305.4	7	1:50.528	19.145	34.502	22.794	34.087	294.6	
2 Guillaume ANTIGA FRA							8	2:05.149 B	18.978	34.726	22.974	48.471	295.4	
JEG RACING HONDA							9	6:35.254	5:00.198	36.284	23.811	34.961	119.9	
1	2:32.041	58.383	37.934	22.571	33.153	113.8	10	1:51.959	19.107	35.641	23.116	34.095	289.9	
2	1:46.278	18.437	32.943	22.051	32.847	306.3	11	1:51.768	18.814	34.664	23.914	34.376	297.0	
3	1:46.394	18.149	33.439	21.963	32.843	301.2	12	1:50.284	18.731	34.624	22.847	34.082	297.9	
4	1:45.779	18.186	33.059	21.878	32.656	299.5	13	1:50.792	18.851	34.689	23.117	34.135	296.2	
5	1:46.152	18.230	33.262	21.962	32.698	298.7	14	1:50.450	18.842	34.465	22.997	34.146	296.2	
6	1:46.517	18.525	33.319	21.953	32.720	292.3	15	2:04.897 B	18.932	34.635	22.679	48.651	295.4	
7	1:46.056	18.207	33.188	21.742	32.919	297.9	9 Miguel ROMAO POR							
3 Ola NESBAKKEN ESP							ELITE RACING TEAM YAMAHA							
YAMAHA TEAM SCANDINAVIA YAMAHA							1	2:15.849	39.418	36.629	24.554	35.248	181.8	
1	2:39.520	1:02.519	37.014	24.042	35.945	205.9	2	1:53.094	19.522	35.352	23.638	34.582	287.6	
2	1:54.513	19.558	36.232	23.577	35.146	285.4	3	1:51.558	19.225	34.937	23.202	34.194	289.9	
3	1:52.765	19.172	35.501	23.231	34.861	292.3	4	4:41.419 B	19.710	2:51.885	35.727	54.097	291.5	
4	1:52.865	19.274	35.424	23.481	34.686	293.0	5	12:28.031	...	54.783	24.039	34.899	186.2	
5	1:51.818	19.040	35.055	23.172	34.551	294.6	6	1:52.914	19.787	35.372	23.539	34.216	286.9	
6	1:51.597	19.292	34.866	22.950	34.489	289.9	7	1:52.298	19.562	34.864	23.424	34.448	286.9	
7	1:51.560	19.097	34.923	22.943	34.597	291.5	8	1:52.461	19.821	35.236	23.184	34.220	287.6	
8	1:51.311	19.075	34.734	22.896	34.606	293.0	9	1:51.929	19.507	35.014	23.289	34.119	291.5	
9	1:51.235	19.053	34.735	22.873	34.574	290.7	10	1:52.500	19.651	35.145	23.329	34.375	286.9	
10	2:05.461 B	19.032	37.655	23.275	45.499	291.5	11	1:54.097	19.767	36.498	23.526	34.306	287.6	
11	7:55.256	6:16.949	38.622	23.622	36.063	121.5	12	2:06.183 B	20.116	35.352	24.560	46.155	282.4	
12	1:52.933	19.141	35.510	23.207	35.075	291.5	10 Unai ORRADRE ESP							
13	1:51.940	19.059	34.958	23.147	34.776	293.8	TEAM HONDA LAGLISSE HONDA							
14	1:52.861	19.213	35.311	23.367	34.970	293.0	1	2:29.649	1:00.146	34.243	22.373	32.887	218.3	
15	1:52.224	19.196	35.154	23.064	34.810	290.7	2	1:45.802	18.500	33.071	21.668	32.563	303.7	
4 Javier ARTIME ESP							3	1:45.520	18.246	33.051	21.654	32.569	306.3	
PROMORACING TEAM YAMAHA							4	1:50.870	18.192	38.075	21.753	32.850	304.5	
1	2:39.796	1:04.598	35.749	23.700	35.749	168.6	5	1:44.917	18.034	33.027	21.468	32.388	305.4	
2	1:52.587	19.644	35.042	23.611	34.290	295.4	6	1:45.388	18.173	33.022	21.533	32.660	306.3	
3	1:51.076	18.899	34.433	23.358	34.386	290.7	7	1:45.053	18.039	32.988	21.420	32.606	302.0	
4	1:59.725	22.648	39.501	23.184	34.392	296.2	8	2:02.373 B	19.399	34.314	21.956	46.704	302.0	
5	1:51.068	19.015	34.513	23.273	34.267	295.4	9	8:37.136	7:07.909	34.159	21.877	33.191	194.8	
6	1:51.440	18.966	34.460	23.229	34.785	297.0	10	1:53.276	18.421	34.361	24.123	36.371	300.3	
7	1:50.465	19.243	34.386	22.902	33.934	294.6	11	1:46.737	18.223	33.240	21.727	33.547	302.8	
							12	1:44.778	17.981	32.870	21.406	32.521	305.4	



SBK
RFME ESBK 2023
Entrenamiento Libre 2
Sector Analysis

— Invalidated Lap ■ Personal Best ■ Session Best B Crossing the pit lane

Lap	Time	Sector 1	Sector 2	Sector 3	Sector 4	T.Spd	Lap	Time	Sector 1	Sector 2	Sector 3	Sector 4	T.Spd
-----	------	----------	----------	----------	----------	-------	-----	------	----------	----------	----------	----------	-------

13	Ville VALTONEN	FIN					
SENSETEC OY							
1	3:43.370	2:09.288	36.904	23.523	33.655	145.5	
2	1:47.789	18.709	33.823	22.213	33.044	297.0	
3	1:46.694	18.190	33.441	22.115	32.948	297.9	
4	1:46.780	18.147	33.646	22.004	32.983	297.0	
5	2:08.397	B	18.232	33.690	25.813	50.662	297.9
6	7:26.297	5:54.425	35.786	22.711	33.375	142.5	
7	1:47.480	18.420	33.518	21.957	33.585	294.6	
8	1:46.989	18.249	33.375	22.203	33.162	296.2	
9	1:46.734	18.293	33.555	21.863	33.023	296.2	
10	2:04.395	B	18.216	33.696	22.105	50.378	296.2
11	3:59.680	2:24.272	38.988	23.083	33.337	135.4	
12	1:46.106	18.240	33.262	21.847	32.757	296.2	
13	1:46.642	18.204	33.382	21.950	33.106	297.0	
14	1:47.278	18.236	33.646	21.980	33.416	297.0	

19	Paul DUFOUR	FRA					
JEG RACING							
HONDA							
1	2:25.639	49.218	36.775	23.763	35.883	158.9	
2	1:52.600	19.506	35.185	23.194	34.715	283.9	
3	1:50.380	18.960	34.309	22.792	34.319	305.4	
4	1:50.416	18.716	34.356	22.997	34.347	302.8	
5	1:49.887	18.835	34.165	22.663	34.224	300.3	
6	1:52.269	18.716	35.503	23.108	34.942	301.2	
7	1:49.191	18.748	34.098	22.427	33.918	301.2	
8	1:48.969	18.530	33.984	22.499	33.956	299.5	
9	2:06.520	B	19.675	37.545	24.614	44.686	298.7
10	6:53.254	5:19.920	35.454	23.028	34.852	115.7	
11	1:49.170	18.786	33.930	22.547	33.907	301.2	
12	1:48.788	18.620	33.620	22.415	34.133	300.3	
13	1:48.357	18.512	33.700	22.334	33.811	304.5	
14	1:47.850	18.497	33.563	22.259	33.531	301.2	
15	2:06.136	B	20.238	36.079	24.903	44.916	249.9

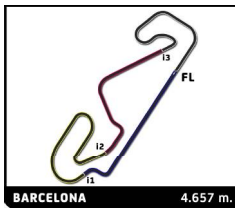
21	Eduardo MONTERO	ESP					
TEAM HONDA LAGLISSE							
HONDA							
1	2:42.843	1:08.980	36.028	22.899	34.936	209.5	
2	1:47.870	18.458	33.630	22.509	33.273	304.5	
3	1:47.097	18.393	33.494	22.067	33.143	303.7	
4	1:47.001	18.319	33.240	22.055	33.387	306.3	
5	1:46.466	18.193	33.269	21.911	33.093	299.5	
6	1:46.519	18.180	33.253	22.020	33.066	307.1	
7	2:05.985	B	19.218	34.800	22.441	49.526	303.7
8	6:46.037	5:12.761	37.357	22.583	33.336	181.5	
9	1:46.365	18.427	33.168	21.906	32.864	301.2	
10	1:46.210	18.106	33.193	21.952	32.959	307.1	
11	1:46.069	18.029	33.202	21.853	32.985	303.7	
12	1:51.803	18.847	36.628	22.383	33.945	302.8	
13	1:46.485	18.036	33.541	21.886	33.022	305.4	
14	1:45.772	18.092	33.019	21.769	32.892	305.4	
15	1:45.959	18.172	32.954	21.838	32.995	304.5	
16	1:46.004	18.091	33.144	21.880	32.889	304.5	
17	2:03.807	B	18.160	34.788	25.266	45.593	304.5

27	Balint KOVACS	HUN					
BMW EASYRACE TEAM							
1	2:47.457	1:13.952	36.238	23.157	34.110	169.9	
2	1:48.469	18.578	34.181	22.316	33.394	301.2	
3	1:48.081	18.337	34.028	22.129	33.587	301.2	
4	1:47.114	18.289	33.637	21.976	33.212	302.8	
5	1:58.688	B	18.333	33.781	22.050	44.524	298.7
6	15:32.944	...	34.884	24.085	40.470	136.4	
7	1:47.040	18.448	33.583	22.114	32.895	299.5	
8	1:46.473	18.358	33.182	22.002	32.931	298.7	
9	1:46.511	18.273	33.410	21.972	32.856	302.0	
10	1:46.432	18.294	33.290	21.874	32.974	297.0	
11	1:50.287	18.289	33.388	21.949	36.661	297.9	
12	2:05.934	B	18.756	36.255	24.325	46.598	302.0

29	Juan J. NUÑEZ	ESP					
YAMAHA GV STRATOS							
YAMAHA							
1	2:53.188	1:19.392	35.880	23.332	34.584	209.5	
2	1:50.269	18.905	34.520	22.871	33.973	297.9	
3	1:49.004	18.513	34.202	22.582	33.707	302.0	
4	1:54.276	18.653	37.424	23.626	34.573	301.2	
5	1:49.434	18.580	34.434	22.631	33.789	298.7	
6	2:01.980	B	18.677	36.342	23.172	43.789	298.7
7	12:21.873	...	36.575	23.266	34.668	167.0	
8	1:49.843	18.841	34.508	22.629	33.865	294.6	
9	1:48.874	18.477	34.262	22.476	33.659	296.2	
10	1:48.333	18.554	33.984	22.294	33.501	296.2	
11	1:47.970	18.444	33.839	22.298	33.389	297.9	
12	1:49.309	18.403	34.017	22.403	34.486	297.9	
13	2:01.546	B	18.387	34.142	22.405	46.612	296.2

37	Corey TINKER	GBR					
CT RACING							
YAMAHA							
1	2:27.463	51.987	38.019	23.155	34.302	140.5	
2	2:32.156	B	24.614	44.814	24.664	58.064	257.6
3	22:18.565	B	...	37.591	31.578	58.439	113.0

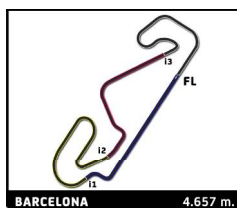
40	Roman RAMOS	ESP					
KAWASAKI PALMETO PL RACING							
KAWASAKI							
1	2:46.773	1:18.650	33.640	21.768	32.715	186.2	
2	1:45.474	18.245	32.670	22.128	32.431	295.4	
3	1:44.598	17.966	32.823	21.670	32.139	297.0	
4	1:44.334	17.932	32.823	21.468	32.111	294.6	
5	1:44.616	17.978	32.928	21.512	32.198	295.4	
6	1:43.956	17.997	32.507	21.352	32.100	295.4	
7	1:52.322	B	18.386	32.941	21.477	39.518	293.8
8	5:31.222	4:03.975	33.550	21.433	32.264	157.1	
9	1:44.120	18.076	32.431	21.353	32.260	293.8	
10	1:43.879	17.992	32.445	21.405	32.037	293.8	
11	1:44.256	17.886	32.646	21.459	32.265	294.6	
12	1:44.016	17.938	32.584	21.374	32.120	293.8	
13	1:46.528	18.352	33.162	21.826	33.188	297.9	
14	1:45.139	18.438	32.653	21.444	32.604	293.8	
15	1:47.970	18.021	32.758	21.495	35.696	295.4	
16	1:44.976	18.181	32.830	21.550	32.415	293.8	
17	1:44.810	18.034	32.703	21.606	32.467	294.6	



SBK
RFME ESBK 2023
Entrenamiento Libre 2
Sector Analysis

— Invalidated Lap ■ Personal Best ■ Session Best B Crossing the pit lane

Lap	Time	Sector 1	Sector 2	Sector 3	Sector 4	T.Spd	Lap	Time	Sector 1	Sector 2	Sector 3	Sector 4	T.Spd
18	2:04.715 B	18.901	35.729	24.813	45.272	292.3	3	1:45.483	18.052	33.264	21.689	32.478	302.0
43	Eric MOLINA	ESP					4	1:45.264	18.064	32.997	21.492	32.711	302.0
	YAMAHA GV STRATOS	YAMAHA					5	1:45.124	17.982	32.997	21.631	32.514	302.0
1	3:26.906	1:51.905	36.639	23.598	34.764	192.1	6	2:01.615 B	18.036	33.391	22.090	48.098	302.0
2	1:49.833	19.101	34.065	22.509	34.158	289.1	7	13:50.750	...	34.296	28.852	36.458	135.9
3	1:49.453	18.604	34.522	22.663	33.664	294.6	8	1:45.479	18.295	33.153	21.637	32.394	300.3
4	1:49.971	18.408	34.388	22.445	34.730	295.4	9	1:45.112	17.997	32.986	21.633	32.496	300.3
5	1:50.223	18.589	35.135	22.505	33.994	294.6	10	1:45.284	17.981	33.070	21.589	32.644	298.7
6	1:49.790	18.572	34.447	22.800	33.971	293.0	11	1:45.382	18.030	33.033	21.627	32.692	296.2
7	2:00.851 B	18.533	34.401	22.788	45.129	294.6	12	1:45.067	18.089	32.975	21.592	32.411	300.3
8	8:36.668	7:03.252	36.008	23.037	34.371	139.6	13	1:57.594 B	18.138	33.334	22.537	43.585	299.5
9	1:49.307	18.898	34.092	22.755	33.562	289.9	70	Marc ALCOBA	ESP				
10	1:48.550	18.786	33.637	22.736	33.391	276.6		ANDOTRANS TEAM TORRENTÓ	YAMAHA				
11	1:48.589	18.422	33.878	22.890	33.399	295.4	1	3:49.119	2:19.275	34.392	22.485	32.967	200.6
12	1:48.410	18.402	33.890	22.490	33.628	295.4	2	1:45.916	18.363	33.158	21.814	32.581	299.5
13	1:59.116 B	18.430	33.960	22.713	44.013	293.8	3	1:45.843	18.099	33.204	21.782	32.758	299.5
14	3:40.276 B	1:49.101	37.772	24.739	48.664	127.2	4	1:45.769	18.154	33.150	21.817	32.648	300.3
44	Steven ODENDAAL	RSA					5	1:46.065	18.272	33.158	21.819	32.816	300.3
	NEW2 PROJECT	YAMAHA					6	2:00.360 B	19.362	36.389	21.812	42.797	297.9
1	3:26.944	1:58.271	33.536	22.403	32.734	185.2	7	12:42.947	...	34.479	22.863	32.859	209.9
2	1:44.437	18.080	32.525	21.634	32.198	297.0	8	2:07.862 B	18.376	44.754	22.946	41.786	295.4
3	1:44.208	18.027	32.487	21.556	32.138	298.7	9	8:54.447 B	7:16.614	34.159	22.783	40.891	210.7
4	1:44.335	17.922	32.637	21.425	32.351	297.9	75	Ivo LOPES	POR				
5	1:44.600	18.095	32.566	21.659	32.280	297.9		BMW EASYRACE TEAM					
6	1:44.663	17.991	32.715	21.586	32.371	298.7	1	3:59.611	2:31.546	33.793	21.790	32.482	214.4
7	1:45.066	17.960	32.689	21.826	32.591	299.5	2	1:44.671	18.023	32.841	21.525	32.282	302.0
8	1:44.765	18.109	32.746	21.583	32.327	297.9	3	1:44.171	18.074	32.655	21.361	32.081	301.2
9	1:44.985	18.050	32.721	21.740	32.474	296.2	4	1:43.861	17.857	32.539	21.466	31.999	302.0
10	1:44.937	18.046	32.899	21.622	32.370	297.9	5	1:44.472	17.860	32.621	21.462	32.529	302.0
11	1:44.764	18.018	32.766	21.544	32.436	297.0	6	1:43.931	17.775	32.574	21.501	32.081	299.5
12	1:45.046	17.999	32.816	21.798	32.433	297.0	7	1:44.354	17.857	32.625	21.417	32.455	300.3
13	1:45.164	18.030	32.899	21.668	32.567	297.0	8	1:43.842	17.795	32.604	21.368	32.075	299.5
14	1:45.137	17.958	32.862	21.666	32.651	297.9	9	1:57.640 B	18.209	33.339	25.821	40.271	301.2
15	1:46.720	18.088	33.469	22.350	32.813	300.3	10	7:35.122	5:57.653	35.059	25.838	36.572	198.0
16	1:56.429 B	18.178	33.367	22.051	42.833	297.0	11	1:44.153	17.953	32.689	21.458	32.053	299.5
17	3:54.811	2:25.709	33.682	22.041	33.379	194.1	12	1:49.695	17.807	32.553	21.357	37.978	299.5
18	1:57.900 B	18.117	32.927	21.761	45.095	298.7	13	1:43.698	17.809	32.594	21.309	31.986	302.0
53	Daniel GONZALEZ	ESP					14	1:43.634	17.768	32.500	21.200	32.166	299.5
	PS RACING TEAM						15	1:44.382	17.958	32.681	21.513	32.230	299.5
1	20:37.662	...	36.153	22.998	33.827	160.6	16	1:57.207 B	18.896	33.450	22.449	42.412	299.5
2	1:47.042	18.647	33.218	22.091	33.086	296.2	84	Jesper PELLIEFF	SWE				
3	1:46.353	18.372	33.072	21.968	32.941	293.0		BMW MOTORRAD NORDIC SBK TEAM					
4	1:45.963	18.298	33.039	21.901	32.725	292.3	1	2:54.866	1:21.888	35.914	23.141	33.923	213.2
5	1:46.009	18.224	33.052	21.996	32.737	293.0	2	1:47.742	18.557	33.613	22.352	33.220	306.3
6	1:50.006	19.065	35.247	22.474	33.220	295.4	3	1:46.427	18.369	33.284	22.011	32.763	303.7
7	1:47.172	18.313	33.634	22.197	33.028	296.2	4	1:57.819 B	18.206	34.335	22.153	43.125	306.3
8	1:45.811	18.250	32.949	21.878	32.734	297.0	5	8:00.200	6:28.583	35.972	22.560	33.085	197.7
9	1:45.925	18.261	33.005	21.865	32.794	292.3	6	1:45.899	18.339	33.112	21.845	32.603	301.2
10	2:07.227 B	18.304	36.278	25.410	47.235	293.0	7	1:45.188	18.111	32.949	21.710	32.418	302.8
55	Alex TOLEDO	ESP					8	1:45.074	18.068	32.777	21.682	32.547	302.0
	EASYRACE TEAM	YAMAHA					9	1:45.289	18.105	32.914	21.770	32.500	302.8
1	2:48.047	1:19.471	34.272	21.730	32.574	213.6	10	1:45.366	18.173	32.938	21.717	32.538	302.0
2	1:45.853	18.123	33.405	21.643	32.682	305.4	11	1:45.030	18.171	32.815	21.646	32.398	302.0
							12	1:45.447	18.066	33.075	21.832	32.474	303.7



SBK
RFME ESBK 2023
Entrenamiento Libre 2
Sector Analysis

— Invalidated Lap ■ Personal Best ■ Session Best B Crossing the pit lane

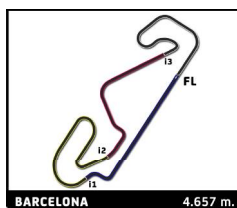
Lap	Time	Sector 1	Sector 2	Sector 3	Sector 4	T.SpD
13	1:44.701	18.102	32.786	21.490	32.323	304.5
14	1:50.821	18.644	35.699	22.897	33.581	307.1
15	1:47.003	18.448	33.544	22.213	32.798	302.0
16	2:02.872 B	18.381	33.178	21.902	49.411	302.0

89 Daniel VALLE ESP MAXIGASS GV STRATOS YAMAHA						
1	3:27.270	1:56.304	35.171	22.872	32.923	199.1
2	1:45.354	18.209	32.951	21.861	32.333	303.7
3	1:44.908	18.188	32.723	21.761	32.236	300.3
4	1:45.554	18.144	33.033	21.873	32.504	299.5
5	2:07.217 B	18.865	38.754	24.271	45.327	298.7
6	10:54.559	9:24.568	35.450	21.998	32.543	164.7
7	1:45.251	18.223	32.932	21.786	32.310	297.9
8	1:45.139	18.219	32.852	21.700	32.368	297.9
9	1:45.261	18.140	32.861	21.773	32.487	298.7
10	1:59.227	18.249	39.189	26.404	35.385	297.9
11	2:05.175 B	18.678	34.537	22.542	49.418	295.4
12	2:42.481	1:09.644	35.414	22.257	35.166	183.3
13	2:00.704 B	18.274	33.460	21.941	47.029	302.8

94 Naomichi URAMOTO JPN JEG RACING HONDA						
1	2:25.348	55.560	34.555	22.127	33.106	104.3
2	1:45.213	18.280	32.701	21.734	32.498	295.4
3	1:47.904	20.510	33.292	21.748	32.354	298.7
4	1:44.310	18.067	32.568	21.494	32.181	299.5
5	1:55.377 B	18.367	33.070	21.662	42.278	298.7
6	7:38.857	6:08.937	34.501	22.214	33.205	163.7
7	1:45.935	18.418	33.002	21.898	32.617	293.8
8	1:45.340	18.144	32.849	21.685	32.662	294.6
9	1:45.627	18.411	32.897	21.670	32.649	295.4
10	1:45.272	18.121	32.841	21.634	32.676	296.2
11	1:50.947	20.277	36.502	21.696	32.472	297.0
12	1:46.278	18.176	32.679	22.246	33.177	297.9
13	1:45.548	18.045	32.978	21.905	32.620	299.5
14	1:45.368	18.066	33.003	21.739	32.560	299.5
15	1:49.404	19.764	34.947	21.984	32.709	296.2
16	1:45.091	18.081	32.873	21.675	32.462	301.2

96 Jamie W. DAVIS GBR YAMAHA GVSTRATOS YAMAHA						
1	2:55.234	1:19.345	39.424	22.842	33.623	191.7
2	1:48.301	18.742	33.608	22.323	33.628	295.4
3	1:47.151	18.512	33.502	22.131	33.006	302.8
4	1:46.948	18.404	33.366	22.222	32.956	294.6
5	1:58.684 B	18.504	33.539	22.274	44.367	292.3
6	7:40.674	6:10.010	35.444	22.305	32.915	153.1
7	1:46.331	18.470	32.951	22.126	32.784	289.1
8	1:46.319	18.561	32.949	21.956	32.853	289.9
9	1:46.679	18.537	33.109	22.156	32.877	289.9
10	1:46.829	18.412	33.050	21.995	33.372	292.3
11	1:46.290	18.214	33.172	21.946	32.958	297.9
12	1:46.769	18.574	33.210	21.979	33.006	289.1
13	1:46.486	18.438	33.105	22.036	32.907	289.9
14	1:46.501	18.406	33.152	22.009	32.934	289.9
15	2:04.934 B	18.610	35.616	23.272	47.436	290.7

99 Oscar GUTIERREZ ESP TEAM HONDA LAGLISSE HONDA						
1	3:32.153 B	1:20.713	46.737	26.382	58.321	186.2
2	12:23.501	...	35.221	22.546	40.953	166.5
3	17:54.627	...	38.303	23.500	34.889	160.8
4	3:23.281 B	20.833	1:24.511	28.200	1:09.737	270.4



SBK

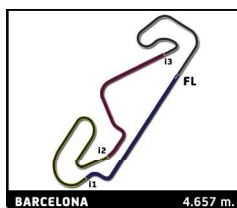
RFME ESBK 2023

Entrenamiento Libre 2

Slow Sector Analysis

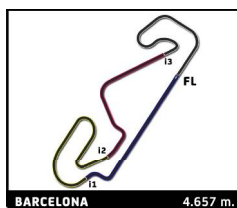
Personal Best Session Best B Crossing the pit lane

Lap	Time	Sector 1	Sector 2	Sector 3	Sector 4	Elapsed	Lap	Time	Sector 1	Sector 2	Sector 3	Sector 4	Elapsed	
1	Esteve RABAT						ESP	8	1:50.897	19.041	34.364	23.107	34.385	15:47.054
	TR53 RACING TEAM						HONDA	9	2:00.520 B	18.968	34.080	22.979	44.493	17:47.574
	1	2:27.873	58.971	34.129	22.091	32.682	10	6:09.318	4:33.938	35.389	24.045	35.946	23:56.892	
	2	1:44.979	18.203	33.049	21.631	32.096	11	1:51.532	19.145	34.760	23.355	34.272	25:48.424	
	3	1:44.446	17.907	32.662	21.556	32.321	12	1:51.746	19.649	34.817	22.962	34.318	27:40.170	
	4	1:44.467	17.995	32.730	21.566	32.176	13	1:49.904	18.800	33.990	22.899	34.215	29:30.074	
	5	1:55.533 B	17.849	32.730	21.486	43.468	14	1:49.836	18.999	34.065	22.635	34.137	31:19.910	
	6	6:28.303	5:00.465	33.637	21.754	32.447	15	1:50.498	19.115	34.258	22.822	34.303	33:10.408	
	7	1:44.359	17.899	32.608	21.498	32.354	16	1:50.931	19.203	34.202	23.124	34.402	35:01.339	
	8	1:44.206	17.900	32.570	21.483	32.253	7 Zechariah K. DZEGEDE							
	9	1:44.384	17.874	32.728	21.480	32.302	JEG RACING							
	10	1:44.451	17.980	32.792	21.436	32.243	USA							
	11	1:44.248	17.901	32.688	21.459	32.200	HONDA							
	12	1:44.447	17.828	32.811	21.518	32.290	1	2:31.758	57.387	36.597	23.473	34.301	2:31.758	
	13	1:44.731	17.820	33.025	21.545	32.341	2	1:51.433	19.191	34.872	23.179	34.191	4:23.191	
	14	1:44.668	17.856	32.946	21.513	32.353	3	1:50.732	19.016	34.698	22.917	34.101	6:13.923	
	15	1:44.691	17.841	32.925	21.492	32.433	4	1:50.661	19.038	34.809	22.901	33.913	8:04.584	
	16	1:44.321	17.807	32.777	21.413	32.324	5	1:49.924	18.907	34.198	22.744	34.075	9:54.508	
2	Guillaume ANTIGA						FRA	6	1:50.558	18.995	34.531	22.928	34.104	11:45.066
	JEG RACING						HONDA	7	1:50.528	19.145	34.502	22.794	34.087	13:35.594
	1	2:32.041	58.383	37.934	22.571	33.153	8	2:05.149 B	18.978	34.726	22.974	48.471	15:40.743	
	2	1:46.278	18.437	32.943	22.051	32.847	9	6:35.254	5:00.198	36.284	23.811	34.961	22:15.997	
	3	1:46.394	18.149	33.439	21.963	32.843	10	1:51.959	19.107	35.641	23.116	34.095	24:07.956	
	4	1:45.779	18.186	33.059	21.878	32.656	11	1:51.768	18.814	34.664	23.914	34.376	25:59.724	
	5	1:46.152	18.230	33.262	21.962	32.698	12	1:50.284	18.731	34.624	22.847	34.082	27:50.008	
	6	1:46.517	18.525	33.319	21.953	32.720	13	1:50.792	18.851	34.689	23.117	34.135	29:40.800	
	7	1:46.056	18.207	33.188	21.742	32.919	14	1:50.450	18.842	34.465	22.997	34.146	31:31.250	
3	Ola NESBAKKEN						ESP	15	2:04.897 B	18.932	34.635	22.679	48.651	33:36.147
	YAMAHA TEAM SCANDINAVIA						YAMAHA	9	Miguel ROMAO					
	1	2:39.520	1:02.519	37.014	24.042	35.945	POR							
	2	1:54.513	19.558	36.232	23.577	35.146	ELITE RACING TEAM							
	3	1:52.765	19.172	35.501	23.231	34.861	YAMAHA							
	4	1:52.865	19.274	35.424	23.481	34.686	1	2:15.849	39.418	36.629	24.554	35.248	2:15.849	
	5	1:51.818	19.040	35.055	23.172	34.551	2	1:53.094	19.522	35.352	23.638	34.582	4:08.943	
	6	1:51.597	19.292	34.866	22.950	34.489	3	1:51.558	19.225	34.937	23.202	34.194	6:00.501	
	7	1:51.560	19.097	34.923	22.943	34.597	4	4:41.419 B	19.710	2:51.885	35.727	54.097	10:41.920	
	8	1:51.311	19.075	34.734	22.896	34.606	5	12:28.031	...	54.783	24.039	34.899	23:09.951	
	9	1:51.235	19.053	34.735	22.873	34.574	6	1:52.914	19.787	35.372	23.539	34.216	25:02.865	
	10	2:05.461 B	19.032	37.655	23.275	45.499	7	1:52.298	19.562	34.864	23.424	34.448	26:55.163	
	11	7:55.256	6:16.949	38.622	23.622	36.063	8	1:52.461	19.821	35.236	23.184	34.220	28:47.624	
	12	1:52.933	19.141	35.510	23.207	35.075	9	1:51.929	19.507	35.014	23.289	34.119	30:39.553	
	13	1:51.940	19.059	34.958	23.147	34.776	10	1:52.500	19.651	35.145	23.329	34.375	32:32.053	
	14	1:52.861	19.213	35.311	23.367	34.970	11	1:54.097	19.767	36.498	23.526	34.306	34:26.150	
	15	1:52.224	19.196	35.154	23.064	34.810	12	2:06.183 B	20.116	35.352	24.560	46.155	36:32.333	
4	Javier ARTIME						ESP	10	Unai ORRADRE					
	PROMORACING TEAM						YAMAHA	ESP						
	1	2:39.796	1:04.598	35.749	23.700	35.749	TEAM HONDA LAGLISSE							
	2	1:52.587	19.644	35.042	23.611	34.290	HONDA							
	3	1:51.076	18.899	34.433	23.358	34.386	1	2:29.649	1:00.146	34.243	22.373	32.887	2:29.649	
	4	1:59.725	22.648	39.501	23.184	34.392	2	1:45.802	18.500	33.071	21.668	32.563	4:15.451	
	5	1:51.068	19.015	34.513	23.273	34.267	3	1:45.520	18.246	33.051	21.654	32.569	6:00.971	
	6	1:51.440	18.966	34.460	23.229	34.785	4	1:50.870	18.192	38.075	21.753	32.850	7:51.841	
	7	1:50.465	19.243	34.386	22.902	33.934	5	1:44.917	18.034	33.027	21.468	32.388	9:36.758	
							6	1:45.388	18.173	33.022	21.533	32.660	11:22.146	
							7	1:45.053	18.039	32.988	21.420	32.606	13:07.199	
							8	2:02.373 B	19.399	34.314	21.956	46.704	15:09.572	
							9	8:37.136	7:07.909	34.159	21.877	33.191	23:46.708	
							10	1:53.276	18.421	34.361	24.123	36.371	25:39.984	
							11	1:46.737	18.223	33.240	21.727	33.547	27:26.721	
							12	1:44.778	17.981	32.870	21.406	32.521	29:11.499	



SBK
RFME ESBK 2023
Entrenamiento Libre 2
Slow Sector Analysis

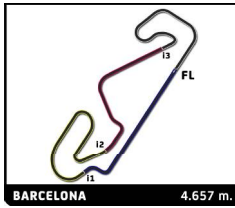
Lap	Time	Sector 1	Sector 2	Sector 3	Sector 4	Elapsed	Lap	Time	Sector 1	Sector 2	Sector 3	Sector 4	Elapsed
13	2:03.413 B	19.277	34.141	22.893	47.102	31:14.912	27	Balint KOVACS					HUN
13	Ville VALTONEN					FIN		BMW EASYRACE TEAM					
	SENSETEC OY						1	2:47.457	1:13.952	36.238	23.157	34.110	2:47.457
1	3:43.370	2:09.288	36.904	23.523	33.655	3:43.370	2	1:48.469	18.578	34.181	22.316	33.394	4:35.926
2	1:47.789	18.709	33.823	22.213	33.044	5:31.159	3	1:48.081	18.337	34.028	22.129	33.587	6:24.007
3	1:46.694	18.190	33.441	22.115	32.948	7:17.853	4	1:47.114	18.289	33.637	21.976	33.212	8:11.121
4	1:46.780	18.147	33.646	22.004	32.983	9:04.633	5	1:58.688 B	18.333	33.781	22.050	44.524	10:09.809
5	2:08.397 B	18.232	33.690	25.813	50.662	11:13.030	6	15:32.944	...	34.884	24.085	40.470	25:42.753
6	7:26.297	5:54.425	35.786	22.711	33.375	18:39.327	7	1:47.040	18.448	33.583	22.114	32.895	27:29.793
7	1:47.480	18.420	33.518	21.957	33.585	20:26.807	8	1:46.473	18.358	33.182	22.002	32.931	29:16.266
8	1:46.989	18.249	33.375	22.203	33.162	22:13.796	9	1:46.511	18.273	33.410	21.972	32.856	31:02.777
9	1:46.734	18.293	33.555	21.863	33.023	24:00.530	10	1:46.432	18.294	33.290	21.874	32.974	32:49.209
10	2:04.395 B	18.216	33.696	22.105	50.378	26:04.925	11	1:50.287	18.289	33.388	21.949	36.661	34:39.496
11	3:59.680	2:24.272	38.988	23.083	33.337	30:04.605	12	2:05.934 B	18.756	36.255	24.325	46.598	36:45.430
12	1:46.106	18.240	33.262	21.847	32.757	31:50.711	29	Juan J. NUÑEZ					ESP
13	1:46.642	18.204	33.382	21.950	33.106	33:37.353		YAMAHA GV STRATOS					YAMAHA
14	1:47.278	18.236	33.646	21.980	33.416	35:24.631	1	2:53.188	1:19.392	35.880	23.332	34.584	2:53.188
19	Paul DUFOUR					FRA	2	1:50.269	18.905	34.520	22.871	33.973	4:43.457
	JEG RACING					HONDA	3	1:49.004	18.513	34.202	22.582	33.707	6:32.461
1	2:25.639	49.218	36.775	23.763	35.883	2:25.639	4	1:54.276	18.653	37.424	23.626	34.573	8:26.737
2	1:52.600	19.506	35.185	23.194	34.715	4:18.239	5	1:49.434	18.580	34.434	22.631	33.789	10:16.171
3	1:50.380	18.960	34.309	22.792	34.319	6:08.619	6	2:01.980 B	18.677	36.342	23.172	43.789	12:18.151
4	1:50.416	18.716	34.356	22.997	34.347	7:59.035	7	12:21.873	...	36.575	23.266	34.668	24:40.024
5	1:49.887	18.835	34.165	22.663	34.224	9:48.922	8	1:49.843	18.841	34.508	22.629	33.865	26:29.867
6	1:52.269	18.716	35.503	23.108	34.942	11:41.191	9	1:48.874	18.477	34.262	22.476	33.659	28:18.741
7	1:49.191	18.748	34.098	22.427	33.918	13:30.382	10	1:48.333	18.554	33.984	22.294	33.501	30:07.074
8	1:48.969	18.530	33.984	22.499	33.956	15:19.351	11	1:47.970	18.444	33.839	22.298	33.389	31:55.044
9	2:06.520 B	19.675	37.545	24.614	44.686	17:25.871	12	1:49.309	18.403	34.017	22.403	34.486	33:44.353
10	6:53.254	5:19.920	35.454	23.028	34.852	24:19.125	13	2:01.546 B	18.387	34.142	22.405	46.612	35:45.899
11	1:49.170	18.786	33.930	22.547	33.907	26:08.295	37	Corey TINKER					GBR
12	1:48.788	18.620	33.620	22.415	34.133	27:57.083		CT RACING					YAMAHA
13	1:48.357	18.512	33.700	22.334	33.811	29:45.440	1	2:27.463	51.987	38.019	23.155	34.302	2:27.463
14	1:47.850	18.497	33.563	22.259	33.531	31:33.290	2	2:32.156 B	24.614	44.814	24.664	58.064	4:59.619
15	2:06.136 B	20.238	36.079	24.903	44.916	33:39.426	3	22:18.565 B	...	37.591	31.578	58.439	27:18.184
21	Eduardo MONTERO					ESP	40	Roman RAMOS					ESP
	TEAM HONDA LAGLISSE					HONDA		KAWASAKI PALMETO PL RACING					KAWASAKI
1	2:42.843	1:08.980	36.028	22.899	34.936	2:42.843	1	2:46.773	1:18.650	33.640	21.768	32.715	2:46.773
2	1:47.870	18.458	33.630	22.509	33.273	4:30.713	2	1:45.474	18.245	32.670	22.128	32.431	4:32.247
3	1:47.097	18.393	33.494	22.067	33.143	6:17.810	3	1:44.598	17.966	32.823	21.670	32.139	6:16.845
4	1:47.001	18.319	33.240	22.055	33.387	8:04.811	4	1:44.334	17.932	32.823	21.468	32.111	8:01.179
5	1:46.466	18.193	33.269	21.911	33.093	9:51.277	5	1:44.616	17.978	32.928	21.512	32.198	9:45.795
6	1:46.519	18.180	33.253	22.020	33.066	11:37.796	6	1:43.956	17.997	32.507	21.352	32.100	11:29.751
7	2:05.985 B	19.218	34.800	22.441	49.526	13:43.781	7	1:52.322 B	18.386	32.941	21.477	39.518	13:22.073
8	6:46.037	5:12.761	37.357	22.583	33.336	20:29.818	8	5:31.222	4:03.975	33.550	21.433	32.264	18:53.295
9	1:46.365	18.427	33.168	21.906	32.864	22:16.183	9	1:44.120	18.076	32.431	21.353	32.260	20:37.415
10	1:46.210	18.106	33.193	21.952	32.959	24:02.393	10	1:43.879	17.992	32.445	21.405	32.037	22:21.294
11	1:46.069	18.029	33.202	21.853	32.985	25:48.462	11	1:44.256	17.886	32.646	21.459	32.265	24:05.550
12	1:51.803	18.847	36.628	22.383	33.945	27:40.265	12	1:44.016	17.938	32.584	21.374	32.120	25:49.566
13	1:46.485	18.036	33.541	21.886	33.022	29:26.750	13	1:46.528	18.352	33.162	21.826	33.188	27:36.094
14	1:45.772	18.092	33.019	21.769	32.892	31:12.522	14	1:45.139	18.438	32.653	21.444	32.604	29:21.233
15	1:45.959	18.172	32.954	21.838	32.995	32:58.481	15	1:47.970	18.021	32.758	21.495	35.696	31:09.203
16	1:46.004	18.091	33.144	21.880	32.889	34:44.485	16	1:44.976	18.181	32.830	21.550	32.415	32:54.179
17	2:03.807 B	18.160	34.788	25.266	45.593	36:48.292	17	1:44.810	18.034	32.703	21.606	32.467	34:38.989



SBK
RFME ESBK 2023
Entrenamiento Libre 2
Slow Sector Analysis

Personal Best Session Best B Crossing the pit lane

Lap	Time	Sector 1	Sector 2	Sector 3	Sector 4	Elapsed	Lap	Time	Sector 1	Sector 2	Sector 3	Sector 4	Elapsed
18	2:04.715 B	18.901	35.729	24.813	45.272	36:43.704	3	1:45.483	18.052	33.264	21.689	32.478	6:19.383
43	Eric MOLINA					ESP	4	1:45.264	18.064	32.997	21.492	32.711	8:04.647
	YAMAHA GV STRATOS					YAMAHA	5	1:45.124	17.982	32.997	21.631	32.514	9:49.771
1	3:26.906	1:51.905	36.639	23.598	34.764	3:26.906	6	2:01.615 B	18.036	33.391	22.090	48.098	11:51.386
2	1:49.833	19.101	34.065	22.509	34.158	5:16.739	7	13:50.750	...	34.296	28.852	36.458	25:42.136
3	1:49.453	18.604	34.522	22.663	33.664	7:06.192	8	1:45.479	18.295	33.153	21.637	32.394	27:27.615
4	1:49.971	18.408	34.388	22.445	34.730	8:56.163	9	1:45.112	17.997	32.986	21.633	32.496	29:12.727
5	1:50.223	18.589	35.135	22.505	33.994	10:46.386	10	1:45.284	17.981	33.070	21.589	32.644	30:58.011
6	1:49.790	18.572	34.447	22.800	33.971	12:36.176	11	1:45.382	18.030	33.033	21.627	32.692	32:43.393
7	2:00.851 B	18.533	34.401	22.788	45.129	14:37.027	12	1:45.067	18.089	32.975	21.592	32.411	34:28.460
8	8:36.668	7:03.252	36.008	23.037	34.371	23:13.695	13	1:57.594 B	18.138	33.334	22.537	43.585	36:26.054
9	1:49.307	18.898	34.092	22.755	33.562	25:03.002	70	Marc ALCOBA					ESP
10	1:48.550	18.786	33.637	22.736	33.391	26:51.552		ANDOTRANS TEAM TORRENTÓ					YAMAHA
11	1:48.589	18.422	33.878	22.890	33.399	28:40.141	1	3:49.119	2:19.275	34.392	22.485	32.967	3:49.119
12	1:48.410	18.402	33.890	22.490	33.628	30:28.551	2	1:45.916	18.363	33.158	21.814	32.581	5:35.035
13	1:59.116 B	18.430	33.960	22.713	44.013	32:27.667	3	1:45.843	18.099	33.204	21.782	32.758	7:20.878
14	3:40.276 B	1:49.101	37.772	24.739	48.664	36:07.943	4	1:45.769	18.154	33.150	21.817	32.648	9:06.647
44	Steven ODENDAAL					RSA	5	1:46.065	18.272	33.158	21.819	32.816	10:52.712
	NEW2 PROJECT					YAMAHA	6	2:00.360 B	19.362	36.389	21.812	42.797	12:53.072
1	3:26.944	1:58.271	33.536	22.403	32.734	3:26.944	7	12:42.947	...	34.479	22.863	32.859	25:36.019
2	1:44.437	18.080	32.525	21.634	32.198	5:11.381	8	2:07.862 B	18.376	44.754	22.946	41.786	27:43.881
3	1:44.208	18.027	32.487	21.556	32.138	6:55.589	9	8:54.447 B	7:16.614	34.159	22.783	40.891	36:38.328
4	1:44.335	17.922	32.637	21.425	32.351	8:39.924	75	Ivo LOPES					POR
5	1:44.600	18.095	32.566	21.659	32.280	10:24.524		BMW EASYRACE TEAM					
6	1:44.663	17.991	32.715	21.586	32.371	12:09.187	1	3:59.611	2:31.546	33.793	21.790	32.482	3:59.611
7	1:45.066	17.960	32.689	21.826	32.591	13:54.253	2	1:44.671	18.023	32.841	21.525	32.282	5:44.282
8	1:44.765	18.109	32.746	21.583	32.327	15:39.018	3	1:44.171	18.074	32.655	21.361	32.081	7:28.453
9	1:44.985	18.050	32.721	21.740	32.474	17:24.003	4	1:43.861	17.857	32.539	21.466	31.999	9:12.314
10	1:44.937	18.046	32.899	21.622	32.370	19:08.940	5	1:44.472	17.860	32.621	21.462	32.529	10:56.786
11	1:44.764	18.018	32.766	21.544	32.436	20:53.704	6	1:43.931	17.775	32.574	21.501	32.081	12:40.717
12	1:45.046	17.999	32.816	21.798	32.433	22:38.750	7	1:44.354	17.857	32.625	21.417	32.455	14:25.071
13	1:45.164	18.030	32.899	21.668	32.567	24:23.914	8	1:43.842	17.795	32.604	21.368	32.075	16:08.913
14	1:45.137	17.958	32.862	21.666	32.651	26:09.051	9	1:57.640 B	18.209	33.339	25.821	40.271	18:06.553
15	1:46.720	18.088	33.469	22.350	32.813	27:55.771	10	7:35.122	5:57.653	35.059	25.838	36.572	25:41.675
16	1:56.429 B	18.178	33.367	22.051	42.833	29:52.200	11	1:44.153	17.953	32.689	21.458	32.053	27:25.828
17	3:54.811	2:25.709	33.682	22.041	33.379	33:47.011	12	1:49.695	17.807	32.553	21.357	37.978	29:15.523
18	1:57.900 B	18.117	32.927	21.761	45.095	35:44.911	13	1:43.698	17.809	32.594	21.309	31.986	30:59.221
53	Daniel GONZALEZ					ESP	14	1:43.634	17.768	32.500	21.200	32.166	32:42.855
	PS RACING TEAM						15	1:44.382	17.958	32.681	21.513	32.230	34:27.237
1	20:37.662	...	36.153	22.998	33.827	20:37.662	16	1:57.207 B	18.896	33.450	22.449	42.412	36:24.444
2	1:47.042	18.647	33.218	22.091	33.086	22:24.704	84	Jesper PELLIEFF					SWE
3	1:46.353	18.372	33.072	21.968	32.941	24:11.057		BMW MOTORRAD NORDIC SBK TEAM					
4	1:45.963	18.298	33.039	21.901	32.725	25:57.020	1	2:54.866	1:21.888	35.914	23.141	33.923	2:54.866
5	1:46.009	18.224	33.052	21.996	32.737	27:43.029	2	1:47.742	18.557	33.613	22.352	33.220	4:42.608
6	1:50.006	19.065	35.247	22.474	33.220	29:33.035	3	1:46.427	18.369	33.284	22.011	32.763	6:29.035
7	1:47.172	18.313	33.634	22.197	33.028	31:20.207	4	1:57.819 B	18.206	34.335	22.153	43.125	8:26.854
8	1:45.811	18.250	32.949	21.878	32.734	33:06.018	5	8:00.200	6:28.583	35.972	22.560	33.085	16:27.054
9	1:45.925	18.261	33.005	21.865	32.794	34:51.943	6	1:45.899	18.339	33.112	21.845	32.603	18:12.953
10	2:07.227 B	18.304	36.278	25.410	47.235	36:59.170	7	1:45.188	18.111	32.949	21.710	32.418	19:58.141
55	Alex TOLEDO					ESP	8	1:45.074	18.068	32.777	21.682	32.547	21:43.215
	EASYRACE TEAM					YAMAHA	9	1:45.289	18.105	32.914	21.770	32.500	23:28.504
1	2:48.047	1:19.471	34.272	21.730	32.574	2:48.047	10	1:45.366	18.173	32.938	21.717	32.538	25:13.870
2	1:45.853	18.123	33.405	21.643	32.682	4:33.900	11	1:45.030	18.171	32.815	21.646	32.398	26:58.900
							12	1:45.447	18.066	33.075	21.832	32.474	28:44.347



SBK
RFME ESBK 2023
Entrenamiento Libre 2
Slow Sector Analysis

Personal Best Session Best B Crossing the pit lane

Lap	Time	Sector 1	Sector 2	Sector 3	Sector 4	Elapsed	Lap	Time	Sector 1	Sector 2	Sector 3	Sector 4	Elapsed			
13	1:44.701	18.102	32.786	21.490	32.323	30:29.048	99	Oscar GUTIERREZ TEAM HONDA LAGLISSE	ESP HONDA	1	3:32.153 B	1:20.713	46.737	26.382	58.321	3:32.153
14	1:50.821	18.644	35.699	22.897	33.581	32:19.869				2	12:23.501	...	35.221	22.546	40.953	15:55.654
15	1:47.003	18.448	33.544	22.213	32.798	34:06.872				3	17:54.627	...	38.303	23.500	34.889	33:50.281
16	2:02.872 B	18.381	33.178	21.902	49.411	36:09.744				4	3:23.281 B	20.833	1:24.511	28.200	1:09.737	37:13.562

89 Daniel VALLE ESP
MAXIGASS GV STRATOS YAMAHA

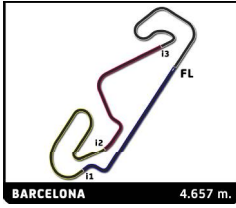
1	3:27.270	1:56.304	35.171	22.872	32.923	3:27.270
2	1:45.354	18.209	32.951	21.861	32.333	5:12.624
3	1:44.908	18.188	32.723	21.761	32.236	6:57.532
4	1:45.554	18.144	33.033	21.873	32.504	8:43.086
5	2:07.217 B	18.865	38.754	24.271	45.327	10:50.303
6	10:54.559	9:24.568	35.450	21.998	32.543	21:44.862
7	1:45.251	18.223	32.932	21.786	32.310	23:30.113
8	1:45.139	18.219	32.852	21.700	32.368	25:15.252
9	1:45.261	18.140	32.861	21.773	32.487	27:00.513
10	1:59.227	18.249	39.189	26.404	35.385	28:59.740
11	2:05.175 B	18.678	34.537	22.542	49.418	31:04.915
12	2:42.481	1:09.644	35.414	22.257	35.166	33:47.396
13	2:00.704 B	18.274	33.460	21.941	47.029	35:48.100

94 Naomichi URAMOTO JPN
JEG RACING HONDA

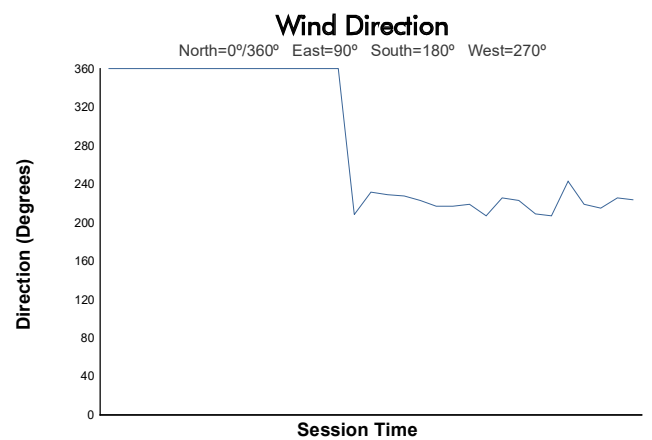
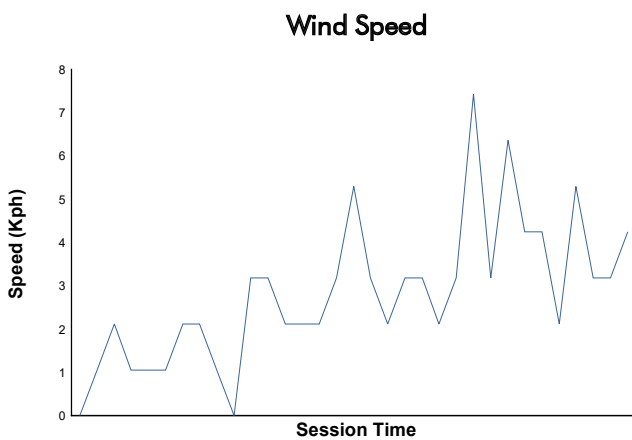
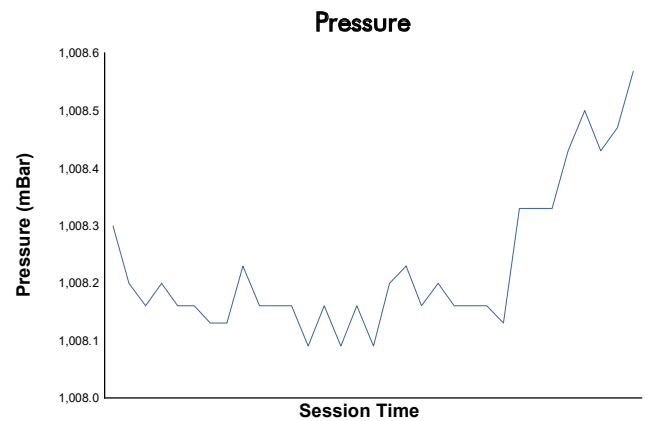
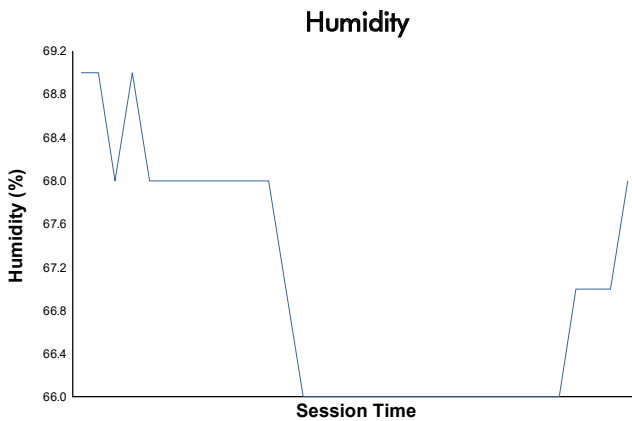
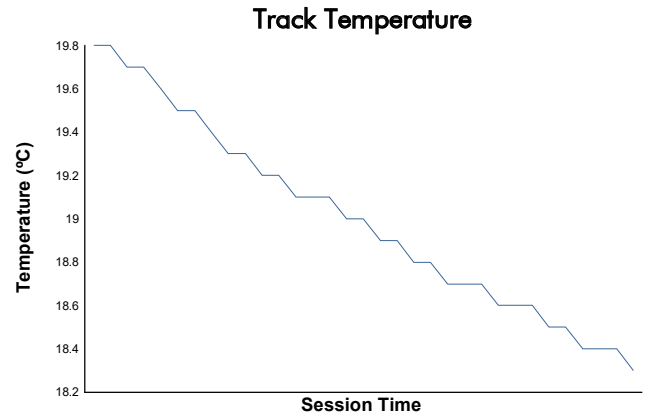
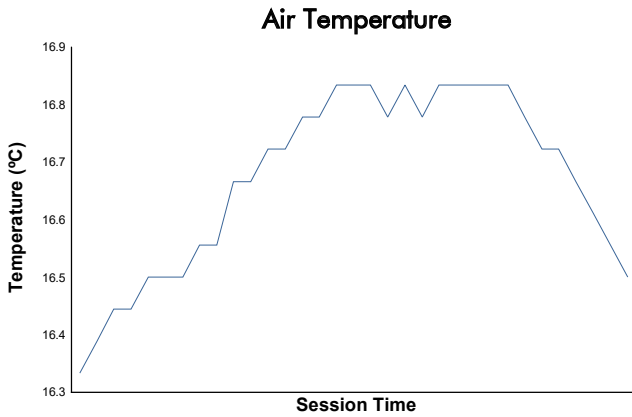
1	2:25.348	55.560	34.555	22.127	33.106	2:25.348
2	1:45.213	18.280	32.701	21.734	32.498	4:10.561
3	1:47.904	20.510	33.292	21.748	32.354	5:58.465
4	1:44.310	18.067	32.568	21.494	32.181	7:42.775
5	1:55.377 B	18.367	33.070	21.662	42.278	9:38.152
6	7:38.857	6:08.937	34.501	22.214	33.205	17:17.009
7	1:45.935	18.418	33.002	21.898	32.617	19:02.944
8	1:45.340	18.144	32.849	21.685	32.662	20:48.284
9	1:45.627	18.411	32.897	21.670	32.649	22:33.911
10	1:45.272	18.121	32.841	21.634	32.676	24:19.183
11	1:50.947	20.277	36.502	21.696	32.472	26:10.130
12	1:46.278	18.176	32.679	22.246	33.177	27:56.408
13	1:45.548	18.045	32.978	21.905	32.620	29:41.956
14	1:45.368	18.066	33.003	21.739	32.560	31:27.324
15	1:49.404	19.764	34.947	21.984	32.709	33:16.728
16	1:45.091	18.081	32.873	21.675	32.462	35:01.819

96 Jamie W. DAVIS GBR
YAMAHA GVSTRATOS YAMAHA

1	2:55.234	1:19.345	39.424	22.842	33.623	2:55.234
2	1:48.301	18.742	33.608	22.323	33.628	4:43.535
3	1:47.151	18.512	33.502	22.131	33.006	6:30.686
4	1:46.948	18.404	33.366	22.222	32.956	8:17.634
5	1:58.684 B	18.504	33.539	22.274	44.367	10:16.318
6	7:40.674	6:10.010	35.444	22.305	32.915	17:56.992
7	1:46.331	18.470	32.951	22.126	32.784	19:43.323
8	1:46.319	18.561	32.949	21.956	32.853	21:29.642
9	1:46.679	18.537	33.109	22.156	32.877	23:16.321
10	1:46.829	18.412	33.050	21.995	33.372	25:03.150
11	1:46.290	18.214	33.172	21.946	32.958	26:49.440
12	1:46.769	18.574	33.210	21.979	33.006	28:36.209
13	1:46.486	18.438	33.105	22.036	32.907	30:22.695
14	1:46.501	18.406	33.152	22.009	32.934	32:09.196
15	2:04.934 B	18.610	35.616	23.272	47.436	34:14.130



RFME ESBK 2023
SBK
Entrenamiento Libre 2
Weather Report



Track Status: **DRY**