

# SBK

## RFME ESBK 2023

### Entrenamiento Cronometrado

### Classification

No	Rider	Nat	Team	Bike	Tires	Cl.	Time	Lap Total	Gap	Kph
1	40 Roman RAMOS	ESP	KAWASAKI PALMETO PL RACING	KAWASAKI	Pirelli	SBK	<b>1:42.730</b>	8 13	-	<b>163.2</b>
2	75 Ivo LOPES	PRT	BMW EASYRACE TEAM		Dunlop	SBK	<b>1:43.110</b>	5 10	+0.380 +0.380	<b>162.6</b>
3	44 Steven ODENDAAL	ZAF	NEW2 PROJECT	YAMAHA	Pirelli	SBK	<b>1:43.183</b>	6 11	+0.453 +0.073	<b>162.5</b>
4	1 Esteve RABAT	ESP	TR53 RACING TEAM	HONDA	Pirelli	SBK	<b>1:43.508</b>	11 12	+0.778 +0.325	<b>162.0</b>
5	89 Daniel VALLE	ESP	MAXIGASS GV STRATOS	YAMAHA	Pirelli	STCK100	<b>1:43.903</b>	6 10	+1.173 +0.395	<b>161.4</b>
6	10 Unai ORRADRE	ESP	TEAM HONDA LAGLISSE	HONDA	Dunlop	STCK100	<b>1:44.148</b>	7 13	+1.418 +0.245	<b>161.0</b>
7	70 Marc ALCOBA	ESP	ANDOTRANS TEAM TORRENTÓ	YAMAHA	Dunlop	SBK	<b>1:44.210</b>	11 12	+1.480 +0.062	<b>160.9</b>
8	2 Guillaume ANTIGA	FRA	JEG RACING	HONDA	Pirelli	STCK100	<b>1:44.420</b>	13 13	+1.690 +0.210	<b>160.6</b>
9	55 Alex TOLEDO	ESP	EASYRACE TEAM	YAMAHA	Dunlop	STCK100	<b>1:44.470</b>	9 10	+1.740 +0.050	<b>160.5</b>
10	99 Oscar GUTIERREZ	ESP	TEAM HONDA LAGLISSE	HONDA	Dunlop	SBK	<b>1:44.589</b>	12 13	+1.859 +0.119	<b>160.3</b>
11	84 Jesper PELLIJEFF	SWE	BMW MOTORRAD NORDIC SBK TEAM		Dunlop	SBK	<b>1:44.747</b>	9 13	+2.017 +0.158	<b>160.1</b>
12	53 Daniel GONZALEZ	ESP	PS RACING TEAM		Pirelli	STCK100	<b>1:44.792</b>	13 13	+2.062 +0.045	<b>160.0</b>
13	21 Eduardo MONTERO	ESP	TEAM HONDA LAGLISSE	HONDA	Dunlop	STCK100	<b>1:44.992</b>	10 12	+2.262 +0.200	<b>159.7</b>
14	94 Naomichi URAMOTO	JPN	JEG RACING	HONDA	Pirelli	SBK	<b>1:45.436</b>	3 3	+2.706 +0.444	<b>159.0</b>
15	13 Ville VALTONEN	FIN	SENSETEC OY			SBK	<b>1:45.440</b>	12 13	+2.710 +0.004	<b>159.0</b>
16	96 Jamie W. DAVIS	GBR	YAMAHA GVSTRATOS	YAMAHA	Pirelli	STCK100	<b>1:45.882</b>	8 10	+3.152 +0.442	<b>158.3</b>
17	19 Paul DUFOUR	FRA	JEG RACING	HONDA	Pirelli	STCK100	<b>1:47.367</b>	11 13	+4.637 +1.485	<b>156.1</b>
18	29 Juan J. NUÑEZ	ESP	YAMAHA GV STRATOS	YAMAHA	Pirelli	STCK100	<b>1:47.380</b>	10 13	+4.650 +0.013	<b>156.1</b>
19	43 Eric MOLINA	ESP	YAMAHA GV STRATOS	YAMAHA	Pirelli	STCK100	<b>1:47.526</b>	6 14	+4.796 +0.146	<b>155.9</b>
20	7 Zechariah K. DZEGEDE	USA	JEG RACING	HONDA	Pirelli	STCK100	<b>1:49.099</b>	11 12	+6.369 +1.573	<b>153.7</b>
21	9 Miguel ROMAO	PRT	ELITE RACING TEAM	YAMAHA	Dunlop	STCK100	<b>1:49.508</b>	8 11	+6.778 +0.409	<b>153.1</b>
22	4 Javier ARTIME	ESP	PROMORACING TEAM	YAMAHA		STCK100	<b>1:49.738</b>	12 14	+7.008 +0.230	<b>152.8</b>
23	3 Ola NESBAKKEN	ESP	YAMAHA TEAM SCANDINAVIA	YAMAHA		STCK100	<b>1:49.874</b>	10 16	+7.144 +0.136	<b>152.6</b>

Max. qual. time: 1:53.003

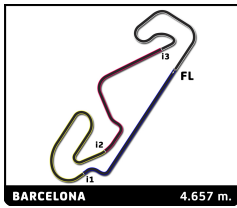
27	Balint KOVACS	HUN	BMW EASYRACE TEAM		Dunlop	STCK100		1		
37	Corey TINKER	GBR	CT RACING	YAMAHA	Pirelli	STCK100		1		

**Fastest Lap:** Lap 8 Roman RAMOS **1:42.730** 163.2 Kph

Published at: .....

Track Status: **DRY**

<b>Race Director:</b>	<b>Timekeeper:</b>
-----------------------	--------------------



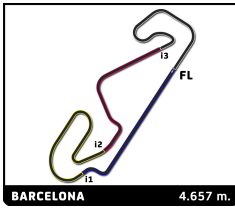
**SBK**  
RFME ESBK 2023  
Entrenamiento Cronometrado  
Classification by Class

No Rider	Nat	Team	Bike	Time	Lap Total	Gap	Kph
<b>STCK1000</b>							
1	89	Daniel VALLE	ESP MAXIGASS GV STRATOS	YAMAHA	1:43.903	6 10	161.4
2	10	Unai ORRADRE	ESP TEAM HONDA LAGLISSE	HONDA	1:44.148	7 13	+0.245 +0.245 161.0
3	2	Guillaume ANTIGA	FRA JEG RACING	HONDA	1:44.420	13 13	+0.517 +0.272 160.6
4	55	Alex TOLEDO	ESP EASYRACE TEAM	YAMAHA	1:44.470	9 10	+0.567 +0.050 160.5
5	53	Daniel GONZALEZ	ESP PS RACING TEAM		1:44.792	13 13	+0.889 +0.322 160.0
6	21	Eduardo MONTERO	ESP TEAM HONDA LAGLISSE	HONDA	1:44.992	10 12	+1.089 +0.200 159.7
7	96	Jamie W. DAVIS	GBR YAMAHA GVSTRATOS	YAMAHA	1:45.882	8 10	+1.979 +0.890 158.3
8	19	Paul DUFOUR	FRA JEG RACING	HONDA	1:47.367	11 13	+3.464 +1.485 156.1
9	29	Juan J. NUÑEZ	ESP YAMAHA GV STRATOS	YAMAHA	1:47.380	10 13	+3.477 +0.013 156.1
10	43	Eric MOLINA	ESP YAMAHA GV STRATOS	YAMAHA	1:47.526	6 14	+3.623 +0.146 155.9
11	7	Zechariah K. DZEGEDE	USA JEG RACING	HONDA	1:49.099	11 12	+5.196 +1.573 153.7
12	9	Miguel ROMAO	PRT ELITE RACING TEAM	YAMAHA	1:49.508	8 11	+5.605 +0.409 153.1
13	4	Javier ARTIME	ESP PROMORACING TEAM	YAMAHA	1:49.738	12 14	+5.835 +0.230 152.8
14	3	Ola NESBAKKEN	ESP YAMAHA TEAM SCANDINAVIA	YAMAHA	1:49.874	10 16	+5.971 +0.136 152.6
■ Max. qual. time: 1:53.003							
27	Balint KOVACS	HUN BMW EASYRACE TEAM				1	
37	Corey TINKER	GBR CT RACING	YAMAHA			1	
<b>SBK</b>							
1	40	Roman RAMOS	ESP KAWASAKI PALMETO PL RACING	KAWASAKI	1:42.730	8 13	163.2
2	75	Ivo LOPES	PRT BMW EASYRACE TEAM		1:43.110	5 10	+0.380 +0.380 162.6
3	44	Steven ODENDAAL	ZAF NEW2 PROJECT	YAMAHA	1:43.183	6 11	+0.453 +0.073 162.5
4	1	Esteve RABAT	ESP TR53 RACING TEAM	HONDA	1:43.508	11 12	+0.778 +0.325 162.0
5	70	Marc ALCOBA	ESP ANDOTRANS TEAM TORRENTÓ	YAMAHA	1:44.210	11 12	+1.480 +0.702 160.9
6	99	Oscar GUTIERREZ	ESP TEAM HONDA LAGLISSE	HONDA	1:44.589	12 13	+1.859 +0.379 160.3
7	84	Jesper PELLJEFF	SWE BMW MOTORRAD NORDIC SBK TEAM		1:44.747	9 13	+2.017 +0.158 160.1
8	94	Naomichi URAMOTO	JPN JEG RACING	HONDA	1:45.436	3 3	+2.706 +0.689 159.0
9	13	Ville VALTONEN	FIN SENSETEC OY		1:45.440	12 13	+2.710 +0.004 159.0

Published at: .....

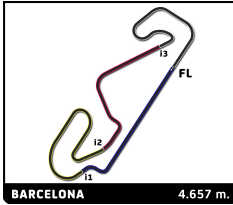
Track Status: **DRY**

<b>Race Director:</b>	<b>Timekeeper:</b>



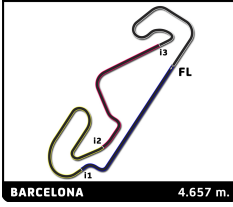
**SBK**  
**RFME ESBK 2023**  
Entrenamiento Cronometrado  
Best Sector Times

Sector 1			Sector 2			Sector 3			Ideal Lap	Best Lap	
Pos	No Rider	Time	No Rider	Time	No Rider	Time	Pos	No Rider			
1	1 E.RABAT	17.697	40 R.RAMOS	32.032	40 R.RAMOS	21.137	1	40 R.RAMOS	1:42.623	1:42.730	(1)
2	75 I.LOPES	17.734	44 S.ODENDAAL	32.102	75 I.LOPES	21.175	2	75 I.LOPES	1:42.971	1:43.110	(2)
3	40 R.RAMOS	17.819	75 I.LOPES	32.293	10 U.ORRADRE	21.250	3	44 S.ODENDAAL	1:43.026	1:43.183	(3)
4	44 S.ODENDAAL	17.833	1 E.RABAT	32.335	44 S.ODENDAAL	21.255	4	1 E.RABAT	1:43.308	1:43.508	(4)
5	10 U.ORRADRE	17.863	89 D.VALLE	32.405	1 E.RABAT	21.283	5	89 D.VALLE	1:43.887	1:43.903	(5)
6	55 A.TOLEDO	17.908	2 G.ANTIGA	32.441	55 A.TOLEDO	21.398	6	10 U.ORRADRE	1:43.975	1:44.148	(6)
7	70 M.ALCOBA	17.922	53 D.GONZALEZ	32.608	99 O.GUTIERREZ	21.404	7	70 M.ALCOBA	1:44.158	1:44.210	(7)
8	99 O.GUTIERREZ	17.938	70 M.ALCOBA	32.635	70 M.ALCOBA	21.431	8	2 G.ANTIGA	1:44.176	1:44.420	(8)
9	2 G.ANTIGA	17.993	10 U.ORRADRE	32.712	89 D.VALLE	21.432	9	55 A.TOLEDO	1:44.405	1:44.470	(9)
10	53 D.GONZALEZ	18.020	21 E.MONTERO	32.728	2 G.ANTIGA	21.442	10	99 O.GUTIERREZ	1:44.444	1:44.589	(10)
11	21 E.MONTERO	18.021	84 J.PELLIJEFF	32.750	21 E.MONTERO	21.572	11	53 D.GONZALEZ	1:44.525	1:44.792	(12)
12	84 J.PELLIJEFF	18.028	55 A.TOLEDO	32.778	84 J.PELLIJEFF	21.608	12	84 J.PELLIJEFF	1:44.736	1:44.747	(11)
13	13 V.VALTONEN	18.045	99 O.GUTIERREZ	32.812	53 D.GONZALEZ	21.636	13	21 E.MONTERO	1:44.792	1:44.992	(13)
14	89 D.VALLE	18.160	94 N.URAMOTO	32.833	13 V.VALTONEN	21.650	14	13 V.VALTONEN	1:45.200	1:45.440	(15)
15	29 J.NUÑEZ	18.185	96 J.DAVIS	32.864	94 N.URAMOTO	21.779	15	94 N.URAMOTO	1:45.312	1:45.436	(14)
16	94 N.URAMOTO	18.214	13 V.VALTONEN	32.982	96 J.DAVIS	21.968	16	96 J.DAVIS	1:45.613	1:45.882	(16)
17	43 E.MOLINA	18.234	19 P.DUFOUR	33.393	19 P.DUFOUR	22.104	17	43 E.MOLINA	1:46.754	1:47.526	(19)
18	96 J.DAVIS	18.272	43 E.MOLINA	33.432	29 J.NUÑEZ	22.119	18	29 J.NUÑEZ	1:46.976	1:47.380	(18)
19	19 P.DUFOUR	18.520	29 J.NUÑEZ	33.522	43 E.MOLINA	22.164	19	19 P.DUFOUR	1:47.317	1:47.367	(17)
20	27 B.KOVACS	18.586	4 J.ARTIME	34.025	7 Z.DZEGEDE	22.337	20	7 Z.DZEGEDE	1:48.633	1:49.099	(20)
21	7 Z.DZEGEDE	18.640	7 Z.DZEGEDE	34.040	3 O.NESBAKKEN	22.582	21	9 M.ROMAO	1:49.364	1:49.508	(21)
22	3 O.NESBAKKEN	18.837	9 M.ROMAO	34.071	4 J.ARTIME	22.652	22	4 J.ARTIME	1:49.461	1:49.738	(22)
23	4 J.ARTIME	19.033	3 O.NESBAKKEN	34.161	9 M.ROMAO	22.876	23	3 O.NESBAKKEN	1:49.679	1:49.874	(23)
24	9 M.ROMAO	19.055	37 C.TINKER	35.353	37 C.TINKER	23.328	24	27 B.KOVACS	2:03.191		



**SBK**  
RFME ESBK 2023  
Entrenamiento Cronometrado  
Best Top Speed

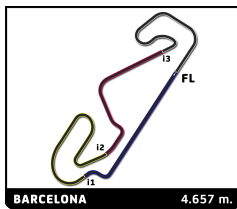
No Rider	Team	Class	Top 1		Top 2		Top 3		Top 4		Top 5		Avg
			Kph	Lap	Kph	Lap	Kph	Lap	Kph	Lap	Kph	Lap	
10 Unai ORRADRE	TEAM HONDA LAGLISSE	STCK1000	<b>310.6</b>	8	307.1	7	307.1	3	306.3	11	306.3	4	307.5
21 Eduardo MONTERO	TEAM HONDA LAGLISSE	STCK1000	<b>308.9</b>	10	308.9	3	308.9	2	307.1	7	306.3	4	308.0
99 Oscar GUTIERREZ	TEAM HONDA LAGLISSE	SBK	<b>308.9</b>	5	308.0	13	308.0	12	307.1	10	306.3	9	307.7
84 Jesper PELLIJEFF	BMW MOTORRAD NORDIC SBK TEAM	SBK	<b>308.0</b>	13	307.1	12	304.5	5	304.5	3	303.7	10	305.6
1 Esteve RABAT	TR53 RACING TEAM	SBK	<b>306.3</b>	4	305.4	12	305.4	3	304.5	11	303.7	8	305.1
19 Paul DUFOUR	JEG RACING	STCK1000	<b>304.5</b>	11	302.0	13	302.0	10	301.2	3	300.3	9	302.0
29 Juan J. NUÑEZ	YAMAHA GV STRATOS	STCK1000	<b>304.5</b>	13	302.8	3	302.0	11	302.0	10	302.0	2	302.7
75 Ivo LOPES	BMW EASYRACE TEAM	SBK	<b>304.5</b>	8	304.5	6	303.7	10	302.8	5	302.0	3	303.5
55 Alex TOLEDO	EASYRACE TEAM	STCK1000	<b>302.8</b>	4	301.2	3	301.2	10	300.3	2	299.5	5	301.0
2 Guillaume ANTIGA	JEG RACING	STCK1000	<b>302.0</b>	9	302.0	4	301.2	12	301.2	10	301.2	8	301.5
44 Steven ODENDAAL	NEW2 PROJECT	SBK	<b>302.0</b>	7	299.5	4	299.5	2	298.7	3	184.3	1	276.8
70 Marc ALCOBA	ANDOTRANS TEAM TORRENTÓ	SBK	<b>302.0</b>	6	301.2	5	300.3	12	300.3	3	300.3	2	300.8
7 Zechariah K. DZEGEDE	JEG RACING	STCK1000	<b>301.2</b>	12	299.5	3	298.7	10	298.7	8	298.7	6	299.4
13 Ville VALTONEN	SENSETEC OY	SBK	<b>300.3</b>	11	299.5	12	299.5	4	299.5	3	298.7	13	299.5
4 Javier ARTIME	PROMORACING TEAM	STCK1000	<b>299.5</b>	12	295.4	3	294.6	7	294.6	4	293.0	14	295.4
43 Eric MOLINA	YAMAHA GV STRATOS	STCK1000	<b>299.5</b>	10	299.5	7	297.9	14	297.9	12	297.9	5	298.5
53 Daniel GONZALEZ	PS RACING TEAM	STCK1000	<b>298.7</b>	6	297.9	9	297.9	3	297.0	13	297.0	11	297.7
89 Daniel VALLE	MAXIGASS GV STRATOS	STCK1000	<b>297.9</b>	6	297.0	9	297.0	7	297.0	3	296.2	4	297.0
40 Roman RAMOS	KAWASAKI PALMETO PL RACING	SBK	<b>296.2</b>	9	296.2	5	296.2	3	295.4	8	294.6	13	295.7
94 Naomichi URAMOTO	JEG RACING	SBK	<b>296.2</b>	2	296.2	3	126.9	1					239.8
3 Ola NESBAKKEN	YAMAHA TEAM SCANDINAVIA	STCK1000	<b>293.8</b>	15	293.0	16	293.0	13	293.0	11	291.5	14	292.9
9 Miguel ROMAO	ELITE RACING TEAM	STCK1000	<b>293.0</b>	10	292.3	9	291.5	8	290.7	11	289.1	7	291.3
96 Jamie W. DAVIS	YAMAHA GVSTRATOS	STCK1000	<b>293.0</b>	3	292.3	4	291.5	8	290.7	10	290.7	9	291.6
37 Corey TINKER	CT RACING	STCK1000	<b>179.1</b>	1									179.1
27 Balint KOVACS	BMW EASYRACE TEAM	STCK1000	<b>158.3</b>	1									158.3



**SBK**  
RFME ESBK 2023  
Entrenamiento Cronometrado

Fastest Lap Sequence

Elapsed	No Rider	Team	Bike	Class	Time	Kph	Lap
3:57.514	94 Naomichi URAMOTO	JEG RACING	HONDA	SBK	<b>1:45.703</b>	158.6	2
4:09.767	1 Esteve RABAT	TR53 RACING TEAM	HONDA	SBK	<b>1:44.758</b>	160.0	2
4:26.477	40 Roman RAMOS	KAWASAKI PALMETO PL RACING	KAWASAKI	SBK	<b>1:43.048</b>	162.7	2
23:02.274	40 Roman RAMOS	KAWASAKI PALMETO PL RACING	KAWASAKI	SBK	<b>1:42.730</b>	163.2	8



# SBK

## RFME ESBK 2023

### Entrenamiento Cronometrado

### Sector Analysis

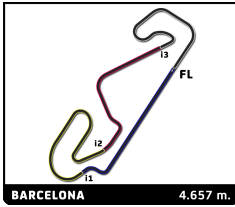
— Invalidated Lap    ■ Personal Best    ■ Session Best    B Crossing the pit lane

Lap	Time	Sector 1	Sector 2	Sector 3	Sector 4	T.Sp	Lap	Time	Sector 1	Sector 2	Sector 3	Sector 4	T.Sp	
<b>40</b>	<b>Roman RAMOS</b>						ESP	12	1:43.951	17.697	32.335	21.318	32.601	305.4
KAWASAKI PALMETO PL RACING							KAWASAKI							
1	2:43.429	1:15.311	34.257	21.530	32.331	170.4								
2	1:43.048	18.137	32.055	21.221	31.635	294.6								
3	1:52.134	17.868	32.384	21.650	40.232	296.2								
4	5:41.070	4:09.368	33.678	24.032	33.992	184.0								
5	1:43.058	17.964	32.100	21.183	31.811	296.2								
6	1:52.162	17.905	32.252	22.137	39.868	293.8								
7	5:44.643	4:18.411	32.855	21.340	32.037	173.4								
8	1:42.730	17.853	32.032	21.137	31.708	295.4								
9	1:43.568	17.874	32.233	21.329	32.132	296.2								
10	1:45.723	19.973	32.655	21.219	31.876	254.6								
11	1:43.386	17.855	32.299	21.287	31.945	294.6								
12	1:43.482	17.819	32.311	21.283	32.069	294.6								
13	1:51.523	19.069	35.451	22.709	34.294	294.6								
<b>89</b>	<b>Daniel VALLE</b>						ESP	1	2:43.707	1:03.015	42.861	24.959	32.872	141.0
MAXIGASS GV STRATOS							YAMAHA							
2	1:44.503	18.403	32.511	21.538	32.051	293.8								
3	1:45.147	18.278	32.782	21.763	32.324	297.0								
4	1:58.832	18.258	32.836	21.858	45.880	296.2								
5	13:07.898	...	33.062	21.581	31.998	168.6								
6	1:43.903	18.176	32.405	21.432	31.890	297.9								
7	1:50.801	18.160	36.615	22.886	33.140	297.0								
8	1:46.181	18.628	33.093	22.013	32.447	294.6								
9	1:46.246	18.430	33.238	21.933	32.645	297.0								
10	1:56.438	18.538	37.154	28.015	32.731	295.4								
<b>10</b>	<b>Unai ORRADRE</b>						ESP	1	2:25.768	56.236	34.742	22.207	32.583	204.0
TEAM HONDA LAGLISSE							HONDA							
2	1:44.855	18.319	32.762	21.390	32.384	302.8								
3	1:44.613	18.321	32.821	21.303	32.168	307.1								
4	1:57.550	17.881	32.712	21.414	45.543	306.3								
5	9:12.223	7:38.225	38.235	22.945	32.818	155.1								
6	1:44.449	18.173	32.823	21.250	32.203	301.2								
7	1:44.148	17.900	32.776	21.322	32.150	307.1								
8	1:45.096	18.352	32.818	21.380	32.546	310.6								
9	1:45.136	17.904	32.920	21.530	32.782	303.7								
10	1:44.654	18.017	32.883	21.388	32.366	304.5								
11	1:49.923	18.182	36.713	21.972	33.056	306.3								
12	1:44.667	17.863	32.894	21.351	32.559	303.7								
13	2:26.129	18.064	34.018	21.782	1:12.265	304.5								
<b>70</b>	<b>Marc ALCOBA</b>						ESP	1	4:03.010	2:35.036	33.713	21.785	32.476	202.1
ANDOTRANS TEAM TORRENTÓ							YAMAHA							
2	1:45.665	18.303	32.836	22.029	32.497	300.3								
3	1:45.080	18.146	32.638	22.025	32.271	300.3								
4	1:56.509	18.023	35.481	24.907	38.098	299.5								
5	1:44.582	18.000	32.635	21.448	32.499	301.2								
6	1:53.569	18.550	35.007	21.535	38.477	302.0								
7	9:05.385	7:37.803	33.322	21.798	32.462	194.8								
8	1:44.560	18.104	32.705	21.574	32.177	297.9								
9	1:45.576	18.190	33.422	21.635	32.329	297.9								
10	1:44.377	17.944	32.703	21.478	32.252	299.5								
11	1:44.210	17.942	32.667	21.431	32.170	299.5								
12	1:44.469	17.922	32.707	21.510	32.330	300.3								
<b>1</b>	<b>Esteve RABAT</b>						ESP	1	2:25.009	55.733	34.871	21.978	32.427	207.1
TR53 RACING TEAM							HONDA							
2	1:44.758	18.175	32.487	21.417	32.679	303.7								
3	1:43.875	17.988	32.474	21.312	32.101	305.4								
4	1:58.855	17.891	33.134	22.054	45.776	306.3								
5	4:51.107	3:23.284	33.661	21.864	32.298	192.1								
6	1:43.900	18.036	32.534	21.337	31.993	302.0								
7	1:43.889	17.870	32.542	21.387	32.090	303.7								
8	1:44.181	17.851	32.615	21.367	32.348	303.7								
9	1:58.758	18.226	35.056	22.359	43.117	302.8								
10	7:22.530	5:54.275	33.983	22.060	32.212	204.0								
11	1:43.508	17.708	32.376	21.283	32.141	304.5								
<b>2</b>	<b>Guillaume ANTIGA</b>						FRA	1	2:14.286	32.009	43.346	24.825	34.106	112.1
JEG RACING							HONDA							
2	1:46.196	18.552	32.957	22.143	32.544	297.0								
3	1:46.361	18.247	32.861	21.732	33.521	300.3								
4	1:45.540	18.055	32.981	21.845	32.659	302.0								
5	2:02.656	19.003	35.873	23.805	43.975	288.4								
6	5:42.926	3:56.865	38.044	28.197	39.820	117.9								
7	1:45.272	18.518	32.855	21.542	32.357	294.6								
8	1:44.934	18.208	32.688	21.720	32.318	301.2								
9	1:44.924	17.993	32.764	21.686	32.481	302.0								





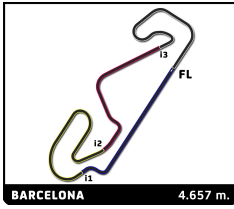




**SBK**  
RFME ESBK 2023  
Entrenamiento Cronometrado  
Sector Analysis

— Invalidated Lap    ■ Personal Best    ■ Session Best    B Crossing the pit lane

Lap	Time	Sector 1	Sector 2	Sector 3	Sector 4	T.Sp	Lap	Time	Sector 1	Sector 2	Sector 3	Sector 4	T.Sp
16	2:04.153 B	18.980	35.116	26.857	43.200	293.0							
<b>27</b>	<b>Balint KOVACS</b>					HUN							
	BMW EASYRACE TEAM												
1	4:04.029	2:19.424	<b>42.086</b>	<b>28.090</b>	<b>34.429</b>	158.3							
<b>37</b>	<b>Corey TINKER</b>					GBR							
	CT RACING					YAMAHA							
1	2:19.052 B	29.330	<b>35.353</b>	<b>23.328</b>	51.041	179.1							

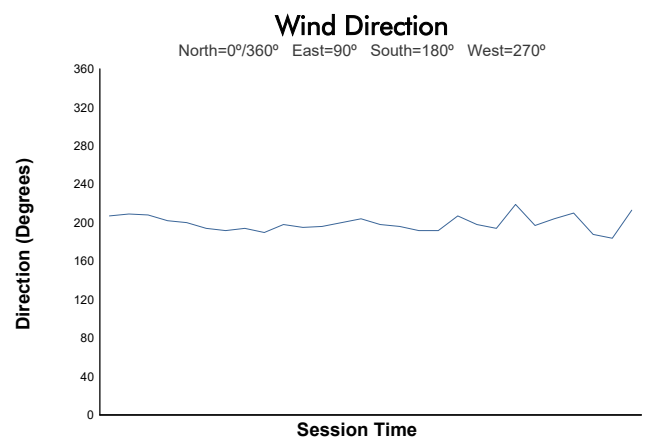
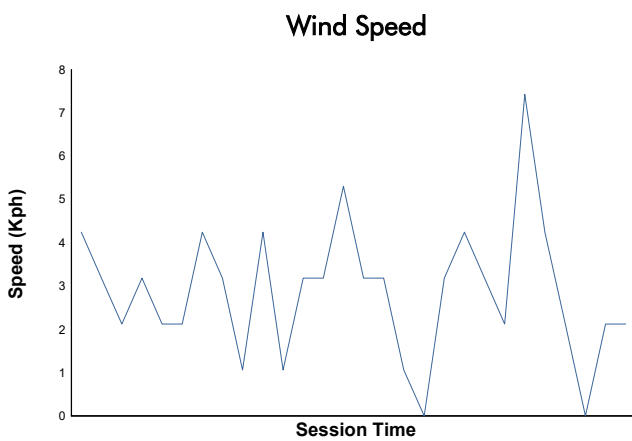
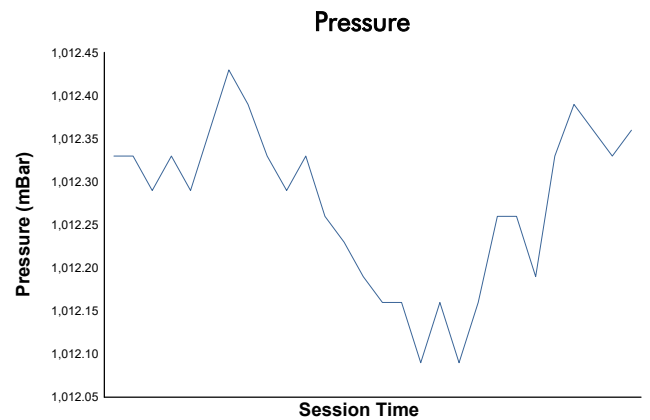
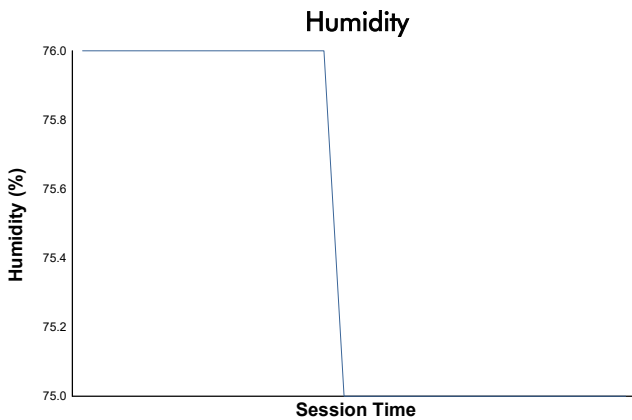
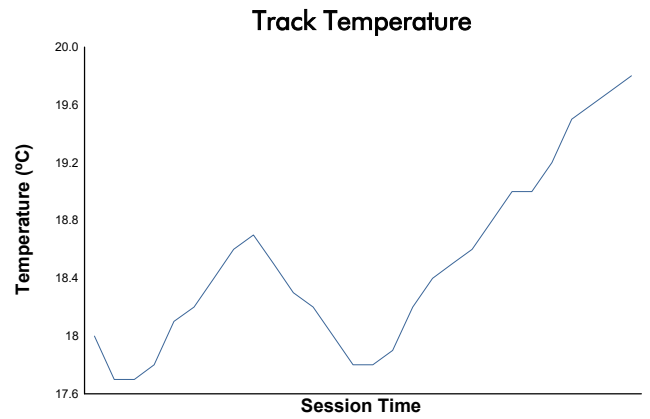
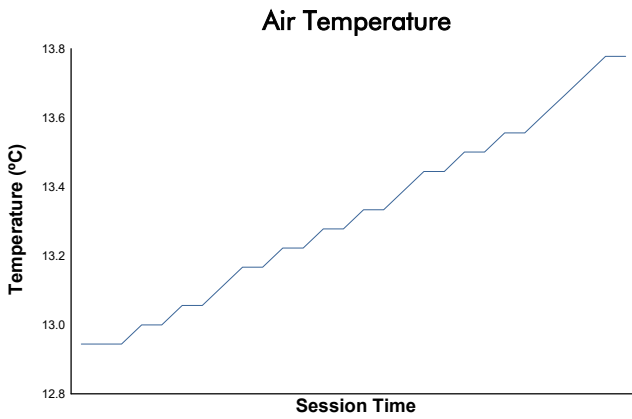


**RFME ESBK 2023**

SBK

Entrenamiento Cronometrado

Weather Report



Track Status: **DRY**