

SBK
RFME ESBK 2023
Carrera 2 (16 Laps, 74.5 km.)

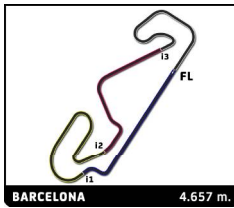
Starting Grid

3 O. NESBAKKEN	21	4 J. ARTIME	20	27 B. KOVACS	22	8
7 Z. DZEGEDE	18	43 E. MOLINA	17	9 M. ROMAO	19	7
19 P. DUFOUR	15	96 J. DAVIS	14	29 J. NUÑEZ	16	6
21 E. MONTERO	12	53 D. GONZALEZ	11	13 V. VALTONEN	13	5
2 G. ANTIGA	9	84 J. PELLUEFF	8	55 A. TOLEDO	10	4
70 M. ALCOBA	6	40 R. RAMOS	5	10 U. ORRADRE	7	3
99 O. GUTIERREZ	3	44 S. ODENDAAL	2	1 E. RABAT	4	2
				75 I. LOPES	1	1

Pole

Race Director:
Rafa Vilarrúbias

Timekeeper:
Yaiza Bonet



SBK
RFME ESBK 2023
Carrera 2 (16 Laps, 74.5 km.)

Classification

No	Rider	Nat	Team	Bike	Tires	Cl.	Laps	Total Time	Gap	Kph	Best Lap		
											Lap	Time	Kph
1	75 Ivo LOPES	PRT	BMW EASYRACE TEAM		Dunlop	SBK	16	27:49.025	-	160.7	2	1:43.327	162.3
2	10 Unai ORRADRE	ESP	TEAM HONDA LAGLISSE	HONDA	Dunlop	STCK100	16	27:51.278	+2.253	160.5	3	1:43.857	161.4
3	44 Steven ODENDAAL	ZAF	NEW2 PROJECT	YAMAHA	Pirelli	SBK	16	27:54.029	+5.004	160.2	2	1:43.983	161.2
4	99 Oscar GUTIERREZ	ESP	TEAM HONDA LAGLISSE	HONDA	Dunlop	SBK	16	27:54.633	+5.608	160.2	2	1:43.870	161.4
5	40 Roman RAMOS	ESP	KAWASAKI PALMETO FL RACING	KAWASAKI	Pirelli	SBK	16	27:55.596	+6.571	160.1	5	1:43.808	161.5
6	21 Eduardo MONTERO	ESP	TEAM HONDA LAGLISSE	HONDA	Dunlop	STCK100	16	28:11.362	+22.337	158.6	6	1:44.985	159.7
7	55 Alex TOLEDO	ESP	EASYRACE TEAM	YAMAHA	Dunlop	STCK100	16	28:12.681	+23.656	158.5	3	1:44.476	160.5
8	53 Daniel GONZALEZ	ESP	PS RACING TEAM		Pirelli	STCK100	16	28:15.283	+26.258	158.2	9	1:45.168	159.4
9	2 Guillaume ANTIGA	FRA	JEG RACING	HONDA	Pirelli	STCK100	16	28:18.535	+29.510	157.9	4	1:45.336	159.2
10	70 Marc ALCOBA	ESP	ANDOTRANS TEAM TORRENTÓ	YAMAHA	Dunlop	SBK	16	28:24.721	+35.696	157.4	2	1:45.334	159.2
11	13 Ville VALTONEN	FIN	SENSETEC OY			SBK	16	28:37.362	+48.337	156.2	2	1:45.794	158.5
12	96 Jamie W. DAVIS	GBR	YAMAHA GVSTRATOS	YAMAHA	Pirelli	STCK100	16	28:39.296	+50.271	156.0	2	1:46.431	157.5
13	29 Juan J. NUÑEZ	ESP	YAMAHA GV STRATOS	YAMAHA	Pirelli	STCK100	16	28:42.654	+53.629	155.7	2	1:45.808	158.4
14	43 Eric MOLINA	ESP	YAMAHA GV STRATOS	YAMAHA	Pirelli	STCK100	16	29:00.265	+1:11.240	154.1	3	1:47.089	156.6
15	7 Zechariah K. DZEGEDE	USA	JEG RACING	HONDA	Pirelli	STCK100	16	29:13.395	+1:24.370	153.0	10	1:48.611	154.4
16	19 Paul DUFOUR	FRA	JEG RACING	HONDA	Pirelli	STCK100	16	29:14.237	+1:25.212	152.9	7	1:48.489	154.5
17	4 Javier ARTIME	ESP	PROMORACING TEAM	YAMAHA		STCK100	16	29:16.759	+1:27.734	152.7	14	1:48.863	154.0
18	3 Ola NESBAKKEN	ESP	YAMAHA TEAM SCANDINAVIA	YAMAHA		STCK100	16	29:17.799	+1:28.774	152.6	14	1:48.828	154.1
19	9 Miguel ROMAO	PRT	ELITE RACING TEAM	YAMAHA	Dunlop	STCK100	16	29:37.651	+1:48.626	150.9	10	1:49.013	153.8
20	1 Esteve RABAT	ESP	TR53 RACING TEAM	HONDA	Pirelli	SBK	7	12:13.606	9 Laps	160.0	3	1:43.890	161.4
21	84 Jesper PELLJJEFF	SWE	BMW MOTORRAD NORDIC SBK TEAM		Dunlop	SBK	6	10:33.224	10 Laps	158.9	6	1:44.318	160.7

Not Started

27	Balint KOVACS	HUN	BMW EASYRACE TEAM		Dunlop	STCK100							
----	---------------	-----	-------------------	--	--------	---------	--	--	--	--	--	--	--

Pole Position:

Ivo LOPES

Fastest Lap:

Lap2

Ivo LOPES

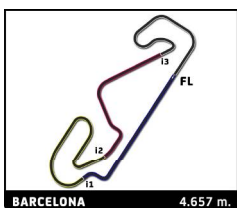
1:43.327

162.3 Kph

Published at:

Track Status: **DRY**

<p>Race Director: Rafa Vilarrúbias</p>	<p>Timekeeper: Yaiza Bonet</p>
---	---



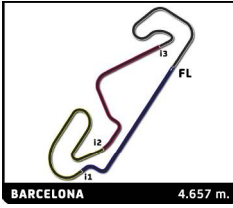
SBK
RFME ESBK 2023
Carrera 2
Classification by Class

No Rider	Nat	Team	Bike	Time	Lap Total	Gap	Kph	
STCK1000								
1 10	Unai	ORRADRE	ESP	TEAM HONDA LAGLISSE	HONDA	1:43.857	3 16	161.4
2 21	Eduardo	MONTERO	ESP	TEAM HONDA LAGLISSE	HONDA	1:44.985	6 16 +20.084+20.084	159.7
3 55	Alex	TOLEDO	ESP	EASYRACE TEAM	YAMAHA	1:44.476	3 16 +21.403 +1.319	160.5
4 53	Daniel	GONZALEZ	ESP	PS RACING TEAM		1:45.168	9 16 +24.005 +2.602	159.4
5 2	Guillaume	ANTIGA	FRA	JEG RACING	HONDA	1:45.336	4 16 +27.257 +3.252	159.2
6 96	Jamie W.	DAVIS	GBR	YAMAHA GVSTRATOS	YAMAHA	1:46.431	2 16 +48.018+20.761	157.5
7 29	Juan J.	NUÑEZ	ESP	YAMAHA GV STRATOS	YAMAHA	1:45.808	2 16 +51.376 +3.358	158.4
8 43	Eric	MOLINA	ESP	YAMAHA GV STRATOS	YAMAHA	1:47.089	3 16+1'08.987+17.611	156.6
9 7	Zechariah K.	DZEGEDE	USA	JEG RACING	HONDA	1:48.611	10 16+1'22.117+13.130	154.4
10 19	Paul	DUFOUR	FRA	JEG RACING	HONDA	1:48.489	7 16+1'22.959 +0.842	154.5
11 4	Javier	ARTIME	ESP	PROMORACING TEAM	YAMAHA	1:48.863	14 16+1'25.481 +2.522	154.0
12 3	Ola	NESBAKKEN	ESP	YAMAHA TEAM SCANDINAVIA	YAMAHA	1:48.828	14 16+1'26.521 +1.040	154.1
13 9	Miguel	ROMAO	PRT	ELITE RACING TEAM	YAMAHA	1:49.013	10 16+1'46.373+19.852	153.8
■ Not Started								
27	Balint	KOVACS	HUN	BMW EASYRACE TEAM				
SBK								
1 75	Ivo	LOPES	PRT	BMW EASYRACE TEAM		1:43.327	2 16	162.3
2 44	Steven	ODENDAAL	ZAF	NEW2 PROJECT	YAMAHA	1:43.983	2 16 +5.004 +5.004	161.2
3 99	Oscar	GUTIERREZ	ESP	TEAM HONDA LAGLISSE	HONDA	1:43.870	2 16 +5.608 +0.604	161.4
4 40	Roman	RAMOS	ESP	KAWASAKI PALMETO PL RACING	KAWASAKI	1:43.808	5 16 +6.571 +0.963	161.5
5 70	Marc	ALCOBA	ESP	ANDOTRANS TEAM TORRENTÓ	YAMAHA	1:45.334	2 16 +35.696+29.125	159.2
6 13	Ville	VALTONEN	FIN	SENSETEC OY		1:45.794	2 16 +48.337+12.641	158.5
7 1	Esteve	RABAT	ESP	TR53 RACING TEAM	HONDA	1:43.890	3 7 9 Laps 9 Laps	161.4
8 84	Jesper	PELLIJEFF	SWE	BMW MOTORRAD NORDIC SBK TEAM		1:44.318	6 6 10 Laps 1 Laps	160.7

Published at:

Track Status: **DRY**

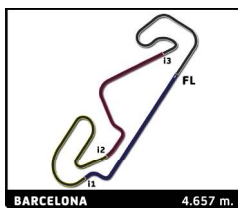
Race Director: Rafa Vilarrúbias	Timekeeper: Yaiza Bonet
---	-----------------------------------



SBK
RFME ESBK 2023
Carrera 2

Lap Chart

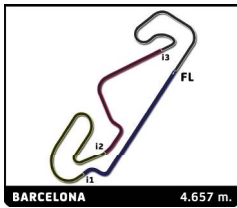
No	Pos	Grid	Lap															
			1	2	3	4	5	6	7	8	9	10	11	12	13	14	15	16
75	1	75	75	75	75	75	75	75	75	75	75	75	75	75	75	75	75	75
44	2	44	99	99	40	44	40	44	44	44	44	10	10	10	10	10	10	10
99	3	99	40	44	99	40	44	40	1	40	40	10	44	44	44	44	44	44
1	4	1	44	40	44	99	1	1	40	10	10	40	40	40	40	40	40	99
40	5	40	55	1	1	1	99	10	10	99	99	99	99	99	99	99	99	40
70	6	70	1	10	10	10	10	99	99	55	55	55	55	55	21	21	21	21
10	7	10	10	55	55	55	55	84	55	21	21	21	21	21	55	55	55	55
84	8	84	84	70	84	84	84	55	21	2	2	2	2	53	53	53	53	53
2	9	2	70	84	70	70	70	21	2	53	53	53	53	2	2	2	2	2
55	10	55	2	2	2	2	21	2	53	70	70	70	70	70	70	70	70	70
53	11	53	21	21	21	21	2	53	70	13	13	13	13	13	13	13	13	13
21	12	21	29	29	53	53	53	70	13	29	29	96	96	96	96	96	96	96
13	13	13	53	53	13	13	13	13	29	96	96	29	29	29	29	29	29	29
96	14	96	96	13	96	29	29	29	96	43	43	43	43	43	43	43	43	43
19	15	19	13	96	29	96	96	96	43	19	19	19	7	7	7	7	7	7
29	16	29	19	43	43	43	43	43	19	7	7	7	19	19	19	19	19	19
43	17	43	43	19	19	19	19	19	7	4	4	4	4	4	4	4	4	4
7	18	7	4	7	7	7	7	7	4	3	3	3	3	3	3	3	3	3
9	19	9	7	4	4	4	4	4	9	9	9	9	9	9	9	9	9	9
4	20	4	3	9	9	9	9	9	3									
3	21	3	9	3	3	3	3	3										
27	22	27																



SBK
RFME ESBK 2023
Carrera 2

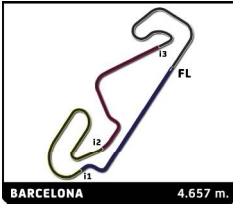
Best Sector Times

Sector 1			Sector 2			Sector 3			Pos	No Rider	Ideal Lap	Best Lap
Pos	No Rider	Time	No Rider	Time	No Rider	Time						
1	75 I.LOPES	17.739	75 I.LOPES	32.309	10 U.ORRADRE	21.236	1	75 I.LOPES	1:43.116	1:43.327	(1)	
2	10 U.ORRADRE	17.743	40 R.RAMOS	32.522	75 I.LOPES	21.253	2	10 U.ORRADRE	1:43.495	1:43.857	(3)	
3	44 S.ODENDAAL	17.772	10 U.ORRADRE	32.549	99 O.GUTIERREZ	21.299	3	40 R.RAMOS	1:43.572	1:43.808	(2)	
4	1 E.RABAT	17.785	99 O.GUTIERREZ	32.552	40 R.RAMOS	21.305	4	99 O.GUTIERREZ	1:43.620	1:43.870	(4)	
5	40 R.RAMOS	17.788	1 E.RABAT	32.561	1 E.RABAT	21.345	5	1 E.RABAT	1:43.647	1:43.890	(5)	
6	99 O.GUTIERREZ	17.818	44 S.ODENDAAL	32.601	55 A.TOLEDO	21.354	6	44 S.ODENDAAL	1:43.742	1:43.983	(6)	
7	84 J.PELLIJEFF	17.861	84 J.PELLIJEFF	32.661	44 S.ODENDAAL	21.400	7	55 A.TOLEDO	1:43.964	1:44.476	(8)	
8	55 A.TOLEDO	17.875	55 A.TOLEDO	32.708	84 J.PELLIJEFF	21.575	8	84 J.PELLIJEFF	1:44.251	1:44.318	(7)	
9	21 E.MONTERO	17.949	21 E.MONTERO	32.744	70 M.ALCOBA	21.599	9	21 E.MONTERO	1:44.848	1:44.985	(9)	
10	2 G.ANTIGA	17.962	53 D.GONZALEZ	32.768	21 E.MONTERO	21.637	10	2 G.ANTIGA	1:44.958	1:45.336	(12)	
11	70 M.ALCOBA	17.998	2 G.ANTIGA	32.830	2 G.ANTIGA	21.715	11	53 D.GONZALEZ	1:44.969	1:45.168	(10)	
12	53 D.GONZALEZ	18.052	70 M.ALCOBA	32.923	53 D.GONZALEZ	21.738	12	70 M.ALCOBA	1:45.019	1:45.334	(11)	
13	13 V.VALTONEN	18.096	13 V.VALTONEN	33.023	29 J.NUÑEZ	21.774	13	13 V.VALTONEN	1:45.576	1:45.794	(13)	
14	29 J.NUÑEZ	18.225	29 J.NUÑEZ	33.141	13 V.VALTONEN	21.832	14	29 J.NUÑEZ	1:45.808	1:45.808	(14)	
15	96 J.DAVIS	18.266	96 J.DAVIS	33.295	96 J.DAVIS	21.986	15	96 J.DAVIS	1:46.281	1:46.431	(15)	
16	43 E.MOLINA	18.378	43 E.MOLINA	33.473	43 E.MOLINA	22.105	16	43 E.MOLINA	1:46.869	1:47.089	(16)	
17	7 Z.DZEGEDE	18.521	4 J.ARTIME	33.646	7 Z.DZEGEDE	22.287	17	7 Z.DZEGEDE	1:48.186	1:48.611	(18)	
18	19 P.DUFOUR	18.553	19 P.DUFOUR	33.804	19 P.DUFOUR	22.339	18	19 P.DUFOUR	1:48.335	1:48.489	(17)	
19	3 O.NESBAKKEN	18.698	7 Z.DZEGEDE	33.842	3 O.NESBAKKEN	22.446	19	4 J.ARTIME	1:48.542	1:48.863	(20)	
20	9 M.ROMAO	18.735	3 O.NESBAKKEN	33.978	4 J.ARTIME	22.549	20	3 O.NESBAKKEN	1:48.721	1:48.828	(19)	
21	4 J.ARTIME	18.836	9 M.ROMAO	34.015	9 M.ROMAO	22.656	21	9 M.ROMAO	1:48.937	1:49.013	(21)	



SBK
RFME ESBK 2023
Carrera 2
Best Top Speed

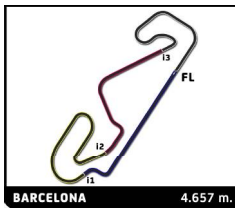
No Rider	Team	Class	Top 1		Top 2		Top 3		Top 4		Top 5		
			Kph	Lap	Kph	Lap	Kph	Lap	Kph	Lap	Kph	Lap	Avg
1 Esteve RABAT	TR53 RACING TEAM	SBK	314.2	2	313.3	3	311.5	7	309.7	5	307.1	6	311.2
99 Oscar GUTIERREZ	TEAM HONDA LAGLISSE	SBK	313.3	10	313.3	5	312.4	7	312.4	6	310.6	8	312.4
10 Unai ORRADRE	TEAM HONDA LAGLISSE	STCK1000	312.4	6	311.5	2	310.6	3	309.7	7	308.0	10	310.4
21 Eduardo MONTERO	TEAM HONDA LAGLISSE	STCK1000	311.5	4	309.7	2	308.0	3	307.1	13	306.3	9	308.5
84 Jesper PELLIJEFF	BMW MOTORRAD NORDIC SBK TEAM	SBK	309.7	6	308.0	2	307.1	4	307.1	5	306.3	3	307.6
2 Guillaume ANTIGA	JEG RACING	STCK1000	308.9	3	308.9	2	308.0	6	307.1	4	306.3	13	307.8
55 Alex TOLEDO	EASYRACE TEAM	STCK1000	307.1	3	305.4	15	304.5	14	304.5	7	303.7	5	305.0
40 Roman RAMOS	KAWASAKI PALMETO PL RACING	SBK	305.4	10	305.4	5	302.0	9	302.0	8	302.0	3	303.4
7 Zechariah K. DZEGEDE	JEG RACING	STCK1000	304.5	3	304.5	2	300.3	11	300.3	9	299.5	8	301.8
19 Paul DUFOUR	JEG RACING	STCK1000	304.5	3	304.5	2	303.7	5	302.8	6	302.0	10	303.5
29 Juan J. NUÑEZ	YAMAHA GV STRATOS	STCK1000	304.5	3	302.8	2	301.2	4	300.3	7	300.3	5	301.8
44 Steven ODENDAAL	NEW2 PROJECT	SBK	304.5	12	303.7	14	303.7	13	302.8	3	302.8	2	303.5
70 Marc ALCOBA	ANDOTRANS TEAM TORRENTÓ	SBK	304.5	3	303.7	7	302.8	2	301.2	8	300.3	10	302.5
13 Ville VALTONEN	SENSETEC OY	SBK	303.7	4	303.7	3	302.8	7	302.8	5	302.0	10	303.0
53 Daniel GONZALEZ	PS RACING TEAM	STCK1000	303.7	12	302.0	3	300.3	11	300.3	10	300.3	2	301.3
43 Eric MOLINA	YAMAHA GV STRATOS	STCK1000	302.8	2	297.9	3	296.2	4	295.4	12	295.4	6	297.5
75 Ivo LOPES	BMW EASYRACE TEAM	SBK	302.8	13	302.8	12	302.8	9	302.0	16	302.0	15	302.5
96 Jamie W. DAVIS	YAMAHA GVSTRATOS	STCK1000	302.8	8	299.5	6	299.5	5	298.7	7	298.7	2	299.8
9 Miguel ROMAO	ELITE RACING TEAM	STCK1000	299.5	2	295.4	9	294.6	11	293.8	10	293.8	7	295.4
4 Javier ARTIME	PROMORACING TEAM	STCK1000	298.7	4	298.7	3	297.0	16	297.0	7	296.2	14	297.5
3 Ola NESBAKKEN	YAMAHA TEAM SCANDINAVIA	STCK1000	297.9	4	297.0	12	297.0	8	296.2	15	296.2	14	296.9
27 Balint KOVACS	BMW EASYRACE TEAM	STCK1000											



SBK
RFME ESBK 2023
Carrera 2

Fastest Lap Sequence

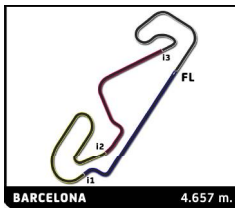
Elapsed	No Rider	Team	Bike	Class	Time	Kph	Lap
3:29.447	75 Ivo LOPES	BMW EASYRACE TEAM		SBK	1:43.327	162.3	2



SBK
RFME ESBK 2023
Carrera 2
Sector Analysis

— Invalidated Lap ■ Personal Best ■ Session Best B Crossing the pit lane

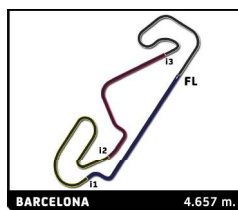
Lap	Time	Sector 1	Sector 2	Sector 3	Sector 4	T.Sp	Lap	Time	Sector 1	Sector 2	Sector 3	Sector 4	T.Sp		
75	Ivo LOPES						PRT	99	Oscar GUTIERREZ						ESP
BMW EASYRACE TEAM							TEAM HONDA LAGLISSE							HONDA	
1	1:46.120	20.449	32.528	21.265	31.878		1	1:46.787	20.587	32.660	21.589	31.951			
2	1:43.327	17.841	32.418	21.253	31.815	300.3	2	1:43.870	17.931	32.552	21.299	32.088	304.5		
3	1:43.400	17.838	32.309	21.308	31.945	299.5	3	1:44.713	17.933	32.859	21.475	32.446	304.5		
4	1:43.644	17.779	32.450	21.332	32.083	301.2	4	1:44.924	17.941	33.164	21.523	32.296	305.4		
5	1:43.790	17.797	32.501	21.353	32.139	301.2	5	1:44.652	17.926	32.803	21.521	32.402	313.3		
6	1:44.044	17.869	32.652	21.486	32.037	302.0	6	1:44.582	17.942	32.822	21.441	32.377	312.4		
7	1:43.922	17.842	32.549	21.344	32.187	301.2	7	1:44.615	17.818	32.884	21.582	32.331	312.4		
8	1:44.155	17.870	32.636	21.433	32.216	302.0	8	1:44.814	17.995	33.004	21.559	32.256	310.6		
9	1:44.433	17.878	32.661	21.474	32.420	302.8	9	1:44.327	17.987	32.804	21.357	32.179	309.7		
10	1:44.318	17.796	32.737	21.470	32.315	302.0	10	1:44.636	17.950	32.909	21.500	32.277	313.3		
11	1:44.289	17.895	32.697	21.444	32.253	301.2	11	1:44.444	17.899	32.870	21.404	32.271	308.0		
12	1:44.353	17.811	32.702	21.462	32.378	302.8	12	1:44.671	17.913	32.994	21.501	32.263	308.0		
13	1:44.205	17.739	32.683	21.466	32.317	302.8	13	1:44.646	17.976	32.887	21.429	32.354	308.0		
14	1:44.200	17.774	32.748	21.391	32.287	302.0	14	1:44.287	17.819	32.813	21.413	32.242	307.1		
15	1:45.221	17.859	32.880	21.764	32.718	302.0	15	1:44.257	17.891	32.812	21.427	32.127	308.9		
16	1:45.604	17.954	33.002	21.732	32.916	302.0	16	1:44.408	17.922	32.810	21.380	32.296	308.9		
10	Unai ORRADRE						ESP	40	Roman RAMOS						ESP
TEAM HONDA LAGLISSE							KAWASAKI PALMETO PL RACING							KAWASAKI	
1	1:48.174	21.625	33.035	21.474	32.040		1	1:46.922	21.138	32.522	21.305	31.957			
2	1:43.902	17.858	32.715	21.362	31.967	311.5	2	1:44.291	18.012	32.719	21.523	32.037	302.0		
3	1:43.857	17.811	32.656	21.289	32.101	310.6	3	1:44.083	17.857	32.724	21.374	32.128	302.0		
4	1:44.542	17.944	32.997	21.390	32.211	304.5	4	1:44.675	18.152	32.873	21.484	32.166	297.9		
5	1:44.637	18.025	32.836	21.375	32.401	308.0	5	1:43.808	17.788	32.534	21.369	32.117	305.4		
6	1:44.132	17.871	32.863	21.328	32.070	312.4	6	1:44.554	18.059	32.741	21.497	32.257	295.4		
7	1:44.540	17.854	32.549	21.562	32.575	309.7	7	1:45.369	18.040	33.100	21.771	32.458	301.2		
8	1:44.695	18.141	33.007	21.361	32.186	307.1	8	1:44.711	18.047	32.962	21.426	32.276	302.0		
9	1:44.404	18.014	32.835	21.383	32.172	303.7	9	1:44.434	17.927	32.725	21.518	32.264	302.0		
10	1:44.137	17.844	32.568	21.392	32.333	308.0	10	1:44.563	18.185	32.670	21.500	32.208	305.4		
11	1:43.925	17.764	32.703	21.236	32.222	306.3	11	1:44.309	18.013	32.570	21.425	32.301	299.5		
12	1:43.893	17.809	32.594	21.330	32.160	306.3	12	1:44.466	18.027	32.650	21.461	32.328	299.5		
13	1:43.998	17.756	32.613	21.416	32.213	307.1	13	1:44.499	17.885	32.678	21.432	32.504	299.5		
14	1:44.000	17.796	32.688	21.335	32.181	305.4	14	1:44.707	17.982	32.794	21.440	32.491	298.7		
15	1:44.119	17.743	32.755	21.420	32.201	305.4	15	1:44.670	17.976	32.803	21.452	32.439	298.7		
16	1:44.323	17.929	32.749	21.292	32.353	307.1	16	1:45.535	18.217	32.978	21.476	32.864	300.3		
44	Steven ODENDAAL						ZAF	21	Eduardo MONTERO						ESP
NEW2 PROJECT							TEAM HONDA LAGLISSE							HONDA	
1	1:47.004	20.716	32.797	21.492	31.999		1	1:49.983	21.877	33.516	22.050	32.540			
2	1:43.983	17.836	32.691	21.437	32.019	302.8	2	1:45.487	18.167	32.867	21.800	32.653	309.7		
3	1:44.468	17.772	33.196	21.531	31.969	302.8	3	1:45.660	18.229	32.975	21.805	32.651	308.0		
4	1:44.409	17.936	32.711	21.425	32.337	298.7	4	1:45.311	18.205	32.744	21.747	32.615	311.5		
5	1:44.044	18.059	32.601	21.400	31.984	298.7	5	1:45.316	18.154	32.935	21.709	32.518	305.4		
6	1:44.278	17.797	32.705	21.453	32.323	300.3	6	1:44.985	17.949	32.808	21.637	32.591	306.3		
7	1:45.125	18.082	32.987	21.618	32.438	299.5	7	1:45.475	18.122	32.871	21.857	32.625	305.4		
8	1:44.931	18.362	32.776	21.452	32.341	299.5	8	1:45.517	18.171	32.898	21.733	32.715	304.5		
9	1:44.316	17.868	32.666	21.462	32.320	298.7	9	1:45.343	18.093	32.889	21.769	32.592	306.3		
10	1:44.387	17.938	32.624	21.439	32.386	299.5	10	1:45.304	18.098	32.878	21.760	32.568	305.4		
11	1:44.232	18.017	32.659	21.458	32.098	297.9	11	1:45.287	18.169	32.830	21.703	32.585	304.5		
12	1:44.329	17.823	32.637	21.481	32.388	304.5	12	1:45.533	18.157	32.809	21.923	32.644	304.5		
13	1:44.286	17.860	32.689	21.462	32.275	303.7	13	1:45.548	18.051	33.135	21.755	32.607	307.1		
14	1:44.415	17.841	32.738	21.568	32.268	303.7	14	1:45.362	18.109	32.838	21.731	32.684	303.7		
15	1:44.992	17.865	32.909	21.690	32.528	301.2	15	1:45.649	18.163	33.011	21.808	32.667	302.8		
16	1:44.830	17.944	32.889	21.565	32.432	301.2	16	1:45.602	18.123	32.951	21.773	32.755	302.0		



SBK
RFME ESBK 2023
Carrera 2
Sector Analysis

— Invalidated Lap ■ Personal Best ■ Session Best B Crossing the pit lane

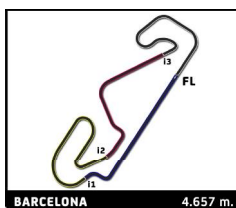
Lap	Time	Sector 1	Sector 2	Sector 3	Sector 4	T.Spd	Lap	Time	Sector 1	Sector 2	Sector 3	Sector 4	T.Spd
55 Alex TOLEDO ESP EASYRACE TEAM YAMAHA							70 Marc ALCOBA ESP ANDOTRANS TEAM TORRENTÓ YAMAHA						
1	1:47.635	21.546	32.708	21.354	32.027		1	1:49.475	21.641	33.439	21.896	32.499	
2	1:44.712	18.010	32.998	21.490	32.214	303.7	2	1:45.334	17.998	32.923	21.853	32.560	302.8
3	1:44.476	17.875	32.859	21.463	32.279	307.1	3	1:45.649	18.260	33.106	21.673	32.610	304.5
4	1:44.749	17.929	32.994	21.464	32.362	302.8	4	1:45.416	18.053	33.006	21.689	32.668	300.3
5	1:46.168	18.407	33.620	21.675	32.466	303.7	5	1:45.687	18.246	33.094	21.735	32.612	299.5
6	1:45.852	18.292	33.143	21.616	32.801	300.3	6	1:46.790	18.233	32.985	21.599	33.973	299.5
7	1:46.177	18.095	33.559	21.841	32.682	304.5	7	1:47.278	18.778	33.845	21.842	32.813	303.7
8	1:45.697	18.158	33.204	21.731	32.604	299.5	8	1:46.040	18.162	33.166	21.861	32.851	301.2
9	1:45.706	18.064	33.230	21.672	32.740	298.7	9	1:46.352	18.288	33.270	21.956	32.838	299.5
10	1:45.641	18.129	33.211	21.640	32.661	298.7	10	1:46.456	18.150	33.396	21.886	33.024	300.3
11	1:45.694	18.062	33.192	21.771	32.669	298.7	11	1:46.431	18.429	33.240	21.816	32.946	299.5
12	1:46.098	18.223	33.316	21.821	32.738	297.9	12	1:46.156	18.236	33.218	21.769	32.933	299.5
13	1:46.269	18.207	33.716	21.766	32.580	298.7	13	1:46.449	18.192	33.301	21.944	33.012	299.5
14	1:45.430	18.079	33.134	21.729	32.488	304.5	14	1:47.382	18.230	33.315	22.772	33.065	298.7
15	1:46.209	18.605	33.204	21.749	32.651	305.4	15	1:46.714	18.251	33.418	21.954	33.091	299.5
16	1:46.168	18.204	33.262	21.878	32.824	299.5	16	1:47.112	18.281	33.559	22.114	33.158	299.5
53 Daniel GONZALEZ ESP PS RACING TEAM							13 Ville VALTONEN FIN SENSETEC OY						
1	1:50.780	22.208	33.726	22.120	32.726		1	1:51.604	22.408	33.788	22.317	33.091	
2	1:45.818	18.291	32.964	21.975	32.588	300.3	2	1:45.794	18.096	33.023	22.050	32.625	302.0
3	1:45.603	18.238	33.074	21.880	32.411	302.0	3	1:45.848	18.133	33.110	21.976	32.629	303.7
4	1:45.541	18.317	32.864	21.889	32.471	297.9	4	1:46.187	18.114	33.237	21.978	32.858	303.7
5	1:45.374	18.256	32.889	21.777	32.452	296.2	5	1:46.126	18.177	33.327	21.847	32.775	302.8
6	1:45.184	18.132	32.801	21.738	32.513	299.5	6	1:46.017	18.148	33.197	21.832	32.840	302.0
7	1:45.621	18.294	32.994	21.834	32.499	297.0	7	1:46.306	18.195	33.360	21.877	32.874	302.8
8	1:45.422	18.223	32.768	21.915	32.516	295.4	8	1:46.825	18.168	33.537	22.107	33.013	300.3
9	1:45.168	18.141	32.771	21.744	32.512	297.9	9	1:46.892	18.304	33.490	22.063	33.035	300.3
10	1:45.515	18.052	32.940	21.895	32.628	300.3	10	1:46.944	18.261	33.561	21.994	33.128	302.0
11	1:45.682	18.154	33.017	21.851	32.660	300.3	11	1:47.283	18.268	33.679	22.087	33.249	300.3
12	1:45.471	18.110	32.850	21.794	32.717	303.7	12	1:47.555	18.283	33.852	22.171	33.249	300.3
13	1:45.733	18.210	32.964	21.809	32.750	295.4	13	1:48.110	18.274	33.931	22.300	33.605	300.3
14	1:45.819	18.166	32.890	22.001	32.762	294.6	14	1:48.156	18.314	33.939	22.319	33.584	298.7
15	1:45.749	18.135	33.027	21.841	32.746	294.6	15	1:48.381	18.349	34.047	22.339	33.646	299.5
16	1:46.803	18.229	33.206	22.097	33.271	295.4	16	1:49.334	18.546	34.314	22.453	34.021	297.9
2 Guillaume ANTIGA FRA JEG RACING HONDA							96 Jamie W. DAVIS GBR YAMAHA GVSTRATOS YAMAHA						
1	1:49.778	21.699	33.526	21.997	32.556		1	1:51.516	22.072	33.957	22.271	33.216	
2	1:45.370	17.962	32.830	22.021	32.557	308.9	2	1:46.431	18.398	33.313	21.986	32.734	298.7
3	1:45.618	18.070	33.100	21.845	32.603	308.9	3	1:46.664	18.281	33.295	22.189	32.899	297.9
4	1:45.336	18.061	32.857	21.928	32.490	307.1	4	1:46.943	18.575	33.399	21.995	32.974	296.2
5	1:45.947	18.123	33.423	21.950	32.451	303.7	5	1:46.974	18.340	33.593	22.089	32.952	299.5
6	1:45.519	18.116	32.873	21.855	32.675	308.0	6	1:46.922	18.340	33.378	22.072	33.132	299.5
7	1:45.381	18.118	32.944	21.759	32.560	304.5	7	1:47.457	18.490	33.729	22.195	33.043	298.7
8	1:45.393	18.106	32.936	21.715	32.636	305.4	8	1:47.582	18.466	33.732	22.181	33.203	302.8
9	1:45.619	18.277	32.902	21.786	32.654	304.5	9	1:47.699	18.865	33.664	22.095	33.075	297.0
10	1:45.814	18.256	33.010	21.847	32.701	303.7	10	1:47.139	18.752	33.336	22.050	33.001	297.9
11	1:45.812	18.175	32.974	21.874	32.789	302.8	11	1:47.005	18.266	33.407	22.082	33.250	293.8
12	1:46.146	18.395	33.113	21.870	32.768	302.0	12	1:47.012	18.341	33.421	22.194	33.056	294.6
13	1:46.257	18.172	33.224	21.989	32.872	306.3	13	1:47.142	18.405	33.457	22.203	33.077	293.0
14	1:46.574	18.193	33.262	22.033	33.086	302.0	14	1:47.384	18.399	33.516	22.237	33.232	293.8
15	1:46.899	18.324	33.439	22.083	33.053	301.2	15	1:47.590	18.372	33.635	22.305	33.278	294.6
16	1:47.072	18.329	33.390	22.120	33.233	299.5	16	1:47.836	18.390	33.722	22.368	33.356	294.6



SBK
RFME ESBK 2023
Carrera 2
Sector Analysis

— Invalidated Lap ■ Personal Best ■ Session Best B Crossing the pit lane

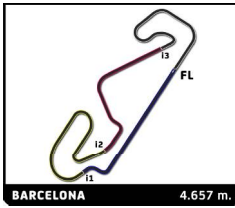
Lap	Time	Sector 1	Sector 2	Sector 3	Sector 4	T.Spd	Lap	Time	Sector 1	Sector 2	Sector 3	Sector 4	T.Spd		
29	Juan J. NUÑEZ ESP YAMAHA GV STRATOS YAMAHA							19	Paul DUFOUR FRA JEG RACING HONDA						
1	1:50.373	22.009	33.589	22.087	32.688		1	1:53.732	22.766	34.341	22.660	33.965			
2	1:45.808	18.225	33.141	21.774	32.668	302.8	2	1:49.447	18.663	34.075	22.678	34.031	304.5		
3	1:48.471	18.403	34.930	22.369	32.769	304.5	3	1:48.936	18.672	33.942	22.520	33.802	304.5		
4	1:46.615	18.319	33.421	21.896	32.979	301.2	4	1:48.840	18.646	33.846	22.569	33.779	302.0		
5	1:46.982	18.447	33.546	22.020	32.969	300.3	5	1:48.786	18.666	33.834	22.559	33.727	303.7		
6	1:47.128	18.362	33.448	22.092	33.226	297.9	6	1:48.514	18.553	33.867	22.455	33.639	302.8		
7	1:47.401	18.436	33.673	22.119	33.173	300.3	7	1:48.489	18.613	33.804	22.354	33.718	300.3		
8	1:47.641	18.436	33.664	22.233	33.308	297.0	8	1:48.704	18.600	33.807	22.499	33.798	301.2		
9	1:47.691	18.710	33.676	22.100	33.205	297.0	9	1:48.854	18.650	33.939	22.415	33.850	301.2		
10	1:47.657	18.591	33.835	22.067	33.164	297.0	10	1:48.960	18.625	34.011	22.339	33.985	302.0		
11	1:47.033	18.354	33.538	21.981	33.160	298.7	11	1:53.911	18.667	38.072	23.104	34.068	300.3		
12	1:47.807	18.378	34.056	22.056	33.317	299.5	12	1:49.562	18.719	34.086	22.429	34.328	301.2		
13	1:48.047	18.341	34.104	22.231	33.371	298.7	13	1:49.363	18.622	34.151	22.633	33.957	301.2		
14	1:47.555	18.369	33.858	22.009	33.319	298.7	14	1:49.624	18.651	34.194	22.845	33.934	298.7		
15	1:47.769	18.344	33.909	22.113	33.403	299.5	15	1:49.453	18.821	34.217	22.539	33.876	298.7		
16	1:48.676	18.568	34.064	22.247	33.797	297.9	16	1:49.062	18.674	34.094	22.558	33.736	301.2		
43	Eric MOLINA ESP YAMAHA GV STRATOS YAMAHA							4	Javier ARTIME ESP PROMORACING TEAM YAMAHA						
1	1:53.787	22.779	34.403	22.591	34.014		1	1:54.407	23.029	34.452	22.724	34.202			
2	1:47.688	18.647	33.828	22.300	32.913	302.8	2	1:50.126	19.109	34.573	22.846	33.598	296.2		
3	1:47.089	18.410	33.473	22.105	33.101	297.9	3	1:49.864	19.106	34.133	22.716	33.909	298.7		
4	1:47.838	18.474	33.744	22.161	33.459	296.2	4	1:50.130	19.126	33.950	23.091	33.963	298.7		
5	1:47.626	18.378	33.719	22.144	33.385	295.4	5	1:49.727	19.097	34.039	22.775	33.816	293.8		
6	1:47.767	18.463	33.872	22.323	33.109	295.4	6	1:49.906	19.086	34.019	22.862	33.939	295.4		
7	1:48.148	18.468	33.998	22.320	33.362	293.8	7	1:49.621	19.130	34.202	22.589	33.700	297.0		
8	1:48.231	18.413	34.020	22.358	33.440	294.6	8	1:49.622	18.964	33.989	22.907	33.762	293.0		
9	1:47.907	18.475	33.863	22.406	33.163	294.6	9	1:49.081	18.904	33.863	22.549	33.765	296.2		
10	1:48.090	18.442	33.952	22.258	33.438	294.6	10	1:49.245	18.963	33.746	22.619	33.917	295.4		
11	1:48.230	18.424	33.977	22.316	33.513	293.0	11	1:49.904	19.175	34.246	22.799	33.684	296.2		
12	1:48.275	18.414	33.964	22.345	33.552	295.4	12	1:49.116	19.178	33.795	22.625	33.518	294.6		
13	1:48.784	18.701	34.112	22.434	33.537	293.0	13	1:49.097	18.909	33.800	22.748	33.640	295.4		
14	1:49.203	18.658	34.174	22.536	33.835	292.3	14	1:48.863	18.836	33.831	22.663	33.533	296.2		
15	1:51.504	19.933	35.057	22.549	33.965	292.3	15	1:49.099	19.133	33.646	22.607	33.713	295.4		
16	1:50.098	18.930	34.344	22.774	34.050	291.5	16	1:48.951	18.936	33.871	22.633	33.511	297.0		
7	Zechariah K. DZEGEDE USA JEG RACING HONDA							3	Ola NESBAKKEN ESP YAMAHA TEAM SCANDINAVIA YAMAHA						
1	1:54.645	23.173	34.814	22.792	33.866		1	1:55.744	23.382	35.325	22.963	34.074			
2	1:48.744	18.612	34.029	22.531	33.572	304.5	2	1:50.697	19.302	34.618	22.936	33.841	294.6		
3	1:49.059	18.720	33.975	22.698	33.666	304.5	3	1:50.238	19.116	34.458	22.850	33.814	291.5		
4	1:48.750	18.814	33.842	22.364	33.730	298.7	4	1:50.295	19.375	34.457	22.754	33.709	297.9		
5	1:48.809	18.753	33.843	22.494	33.719	299.5	5	1:49.830	19.043	34.285	22.751	33.751	279.5		
6	1:48.903	18.812	34.063	22.450	33.578	293.0	6	1:50.129	19.160	34.304	23.015	33.650	293.0		
7	1:48.766	18.734	34.086	22.287	33.659	299.5	7	1:50.173	18.937	34.543	22.913	33.780	290.7		
8	1:49.226	18.724	34.071	22.787	33.644	299.5	8	1:48.979	18.736	34.041	22.525	33.677	297.0		
9	1:48.800	18.543	34.184	22.537	33.536	300.3	9	1:49.133	18.847	34.085	22.446	33.755	295.4		
10	1:48.611	18.602	33.961	22.439	33.609	298.7	10	1:48.858	18.698	34.084	22.460	33.616	296.2		
11	1:49.016	18.521	34.331	22.537	33.627	300.3	11	1:48.885	18.771	34.006	22.484	33.624	296.2		
12	1:49.847	18.649	34.078	23.032	34.088	297.0	12	1:48.929	18.789	34.009	22.484	33.647	297.0		
13	1:49.575	18.779	34.205	22.797	33.794	297.0	13	1:49.167	18.841	34.065	22.450	33.811	296.2		
14	1:49.450	18.773	34.274	22.521	33.882	297.0	14	1:48.828	18.700	34.064	22.465	33.599	296.2		
15	1:50.005	18.938	34.407	22.739	33.921	296.2	15	1:48.878	18.803	33.978	22.474	33.623	296.2		
16	1:51.189	18.709	34.439	24.259	33.782	296.2	16	1:49.036	18.700	34.072	22.592	33.672	295.4		



SBK
RFME ESBK 2023
Carrera 2
Sector Analysis

— Invalidated Lap ■ Personal Best ■ Session Best B Crossing the pit lane

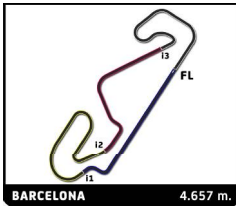
Lap	Time	Sector 1	Sector 2	Sector 3	Sector 4	T.Spd	Lap	Time	Sector 1	Sector 2	Sector 3	Sector 4	T.Spd
9	Miguel ROMAO						PRT						
	ELITE RACING TEAM						YAMAHA						
1	1:55.896	23.728	35.144	23.187	33.837								
2	1:50.042	19.028	34.389	22.982	33.643	299.5							
3	1:50.456	19.366	34.407	22.896	33.787	286.1							
4	1:50.274	19.525	34.274	22.839	33.636	292.3							
5	1:50.029	19.217	34.203	22.856	33.753	292.3							
6	1:50.096	19.092	34.262	23.013	33.729	291.5							
7	1:50.277	18.819	34.601	22.971	33.886	293.8							
8	1:49.585	19.122	34.177	22.743	33.543	292.3							
9	1:49.394	18.913	34.035	22.819	33.627	295.4							
10	1:49.013	18.811	34.015	22.656	33.531	293.8							
11	1:49.347	18.735	34.195	22.744	33.673	294.6							
12	1:50.345	19.149	34.385	22.854	33.957	293.0							
13	1:50.903	19.082	34.619	23.063	34.139	291.5							
14	1:51.470	19.269	34.633	23.056	34.512	290.7							
15	1:53.077	19.457	35.495	23.533	34.592	288.4							
16	1:57.447	19.550	35.478	24.729	37.690	288.4							
1	Esteve RABAT						ESP						
	TR53 RACING TEAM						HONDA						
1	1:47.897	21.328	33.242	21.371	31.956								
2	1:44.059	17.953	32.672	21.403	32.031	314.2							
3	1:43.890	17.785	32.561	21.377	32.167	313.3							
4	1:44.534	17.888	33.002	21.418	32.226	305.4							
5	1:44.341	18.036	32.784	21.368	32.153	309.7							
6	1:44.048	17.880	32.729	21.345	32.094	307.1							
7	1:44.837	17.837	32.800	21.558	32.642	311.5							
84	Jesper PELLIJEFF						SWE						
	BMW MOTORRAD NORDIC SBK TEAM												
1	1:49.146	21.328	33.655	21.752	32.411								
2	1:45.691	18.198	32.872	21.849	32.772	308.0							
3	1:44.803	18.178	32.669	21.702	32.254	306.3							
4	1:44.769	18.084	32.726	21.697	32.262	307.1							
5	1:44.497	18.032	32.711	21.600	32.154	307.1							
6	1:44.318	17.861	32.661	21.575	32.221	309.7							



SBK
RFME ESBK 2023
Carrera 2
Analysis by lap

Lapped

No	Lap Time	Gap	No	Lap Time	Gap	No	Lap Time	Gap	No	Lap Time	Gap	No	Lap Time	Gap
Lap 1			70	1:45.649	7.611	4	1:49.727	33.973	21	1:45.517	15.332	Lap 11		
75	1:46.120	0.000	2	1:45.618	7.919	9	1:50.029	36.416	2	1:45.393	15.940	75	1:44.289	
99	1:46.787	0.667	21	1:45.660	8.283	3	1:49.830	36.523	53	1:45.422	16.941	10	1:43.925	5.503
40	1:46.922	0.802	53	1:45.603	9.354	Lap 6			70	1:46.040	19.267	44	1:44.232	5.735
44	1:47.004	0.884	13	1:45.848	10.399	75	1:44.044		13	1:46.825	22.305	40	1:44.309	6.277
55	1:47.635	1.515	96	1:46.664	11.764	44	1:44.278	3.861	29	1:47.641	28.017	99	1:44.444	6.922
1	1:47.897	1.777	29	1:48.471	11.805	40	1:44.554	4.008	96	1:47.582	28.087	55	1:45.694	17.065
10	1:48.174	2.054	43	1:47.089	15.717	1	1:44.048	4.444	43	1:48.231	35.772	21	1:45.287	18.226
84	1:49.146	3.026	19	1:48.936	19.268	10	1:44.132	4.919	19	1:48.704	43.046	2	1:45.812	20.145
70	1:49.475	3.355	7	1:49.059	19.601	99	1:44.582	5.203	7	1:49.226	44.500	53	1:45.682	20.266
2	1:49.778	3.658	4	1:49.864	21.550	84	1:44.318	8.899	4	1:49.622	51.001	70	1:46.431	25.466
21	1:49.983	3.863	9	1:50.456	23.547	55	1:45.852	9.267	3	1:48.979	53.683	13	1:47.283	30.384
29	1:50.373	4.253	3	1:50.238	23.832	21	1:44.985	12.417	9	1:49.585	54.253	96	1:47.005	36.890
53	1:50.780	4.660	Lap 4			2	1:45.519	13.243	Lap 9			29	1:47.033	37.358
96	1:51.516	5.396	75	1:43.644		53	1:45.184	13.975	75	1:44.433		43	1:48.230	46.959
13	1:51.604	5.484	44	1:44.409	3.373	70	1:46.790	14.026	44	1:44.316	5.723	7	1:49.016	57.887
19	1:53.732	7.612	40	1:44.675	3.480	13	1:46.017	17.251	40	1:44.434	6.012	19	1:53.911	1:01.731
43	1:53.787	7.667	99	1:44.924	3.803	29	1:47.128	21.052	10	1:44.404	6.048	4	1:49.904	1:06.191
4	1:54.407	8.287	1	1:44.534	3.889	96	1:46.922	21.125	99	1:44.327	6.449	3	1:48.885	1:07.519
7	1:54.645	8.525	10	1:44.542	3.984	43	1:47.767	27.470	55	1:45.706	14.337	9	1:49.347	1:08.967
3	1:55.744	9.624	55	1:44.749	5.081	19	1:48.514	33.930	21	1:45.343	16.242	Lap 12		
9	1:55.896	9.776	84	1:44.769	7.918	7	1:48.903	34.585	2	1:45.619	17.126	75	1:44.353	
Lap 2			70	1:45.416	9.383	4	1:49.906	39.835	53	1:45.168	17.676	10	1:43.893	5.043
75	1:43.327		2	1:45.336	9.611	9	1:50.096	42.468	70	1:46.352	21.186	44	1:44.329	5.711
99	1:43.870	1.210	21	1:45.311	9.950	3	1:50.129	42.608	13	1:46.892	24.764	40	1:44.466	6.390
44	1:43.983	1.540	53	1:45.541	11.251	Lap 7			29	1:47.691	31.275	99	1:44.671	7.240
40	1:44.291	1.766	13	1:46.187	12.942	75	1:43.922		96	1:47.699	31.353	55	1:46.098	18.810
1	1:44.059	2.509	29	1:46.615	14.776	44	1:45.125	5.064	43	1:47.907	39.246	21	1:45.533	19.406
10	1:43.902	2.629	96	1:46.943	15.063	1	1:44.837	5.359	19	1:48.854	47.467	53	1:45.471	21.384
55	1:44.712	2.900	43	1:47.838	19.911	40	1:45.369	5.455	7	1:48.800	48.867	2	1:46.146	21.938
70	1:45.334	5.362	19	1:48.840	24.464	10	1:44.540	5.537	4	1:49.081	55.649	70	1:46.156	27.269
84	1:45.691	5.390	7	1:48.750	24.707	99	1:44.615	5.896	3	1:49.133	58.383	13	1:47.555	33.586
2	1:45.370	5.701	4	1:50.130	28.036	55	1:46.177	11.522	9	1:49.394	59.214	96	1:47.012	39.549
21	1:45.487	6.023	9	1:50.274	30.177	21	1:45.475	13.970	Lap 10			29	1:47.807	40.812
29	1:45.808	6.734	3	1:50.295	30.483	2	1:45.381	14.702	75	1:44.318		43	1:48.275	50.881
53	1:45.818	7.151	Lap 5			53	1:45.621	15.674	44	1:44.387	5.792	7	1:49.847	1:03.381
13	1:45.794	7.951	75	1:43.790		70	1:47.278	17.382	10	1:44.137	5.867	19	1:49.562	1:06.940
96	1:46.431	8.500	40	1:43.808	3.498	13	1:46.306	19.635	40	1:44.563	6.257	4	1:49.116	1:10.954
43	1:47.688	12.028	44	1:44.044	3.627	29	1:47.401	24.531	99	1:44.636	6.767	3	1:48.929	1:12.095
19	1:49.447	13.732	1	1:44.341	4.440	96	1:47.457	24.660	55	1:45.641	15.660	9	1:50.345	1:14.959
7	1:48.744	13.942	99	1:44.652	4.665	43	1:48.148	31.696	21	1:45.304	17.228	Lap 13		
4	1:50.126	15.086	10	1:44.637	4.831	19	1:48.489	38.497	2	1:45.814	18.622	75	1:44.205	
9	1:50.042	16.491	55	1:46.168	7.459	7	1:48.766	39.429	53	1:45.515	18.873	10	1:43.998	4.836
3	1:50.697	16.994	84	1:44.497	8.625	4	1:49.621	45.534	70	1:46.456	23.324	44	1:44.286	5.792
Lap 3			70	1:45.687	11.280	9	1:50.277	48.823	13	1:46.944	27.390	40	1:44.499	6.684
75	1:43.400		21	1:45.316	11.476	3	1:50.173	48.859	96	1:47.139	34.174	99	1:44.646	7.681
40	1:44.083	2.449	2	1:45.947	11.768	Lap 8			29	1:47.657	34.614	21	1:45.548	20.749
99	1:44.713	2.523	53	1:45.374	12.835	75	1:44.155		43	1:48.090	43.018	55	1:46.269	20.874
44	1:44.468	2.608	13	1:46.126	15.278	44	1:44.931	5.840	19	1:48.960	52.109	53	1:45.733	22.912
1	1:43.890	2.999	29	1:46.982	17.968	40	1:44.711	6.011	7	1:48.611	53.160	2	1:46.257	23.990
10	1:43.857	3.086	96	1:46.974	18.247	10	1:44.695	6.077	4	1:49.245	1:00.576	70	1:46.449	29.513
55	1:44.476	3.976	43	1:47.626	23.747	99	1:44.814	6.555	3	1:48.858	1:02.923	13	1:48.110	37.491
84	1:44.803	6.793	19	1:48.786	29.460	55	1:45.697	13.064	9	1:49.013	1:03.909	96	1:47.142	42.486

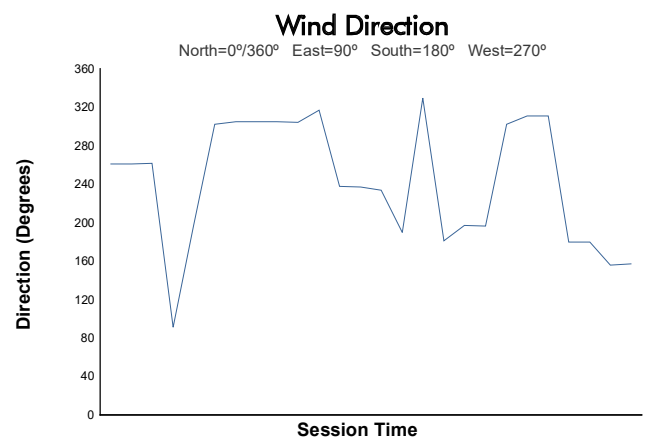
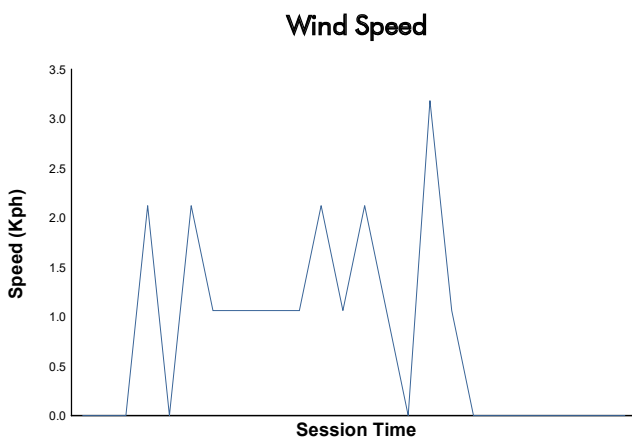
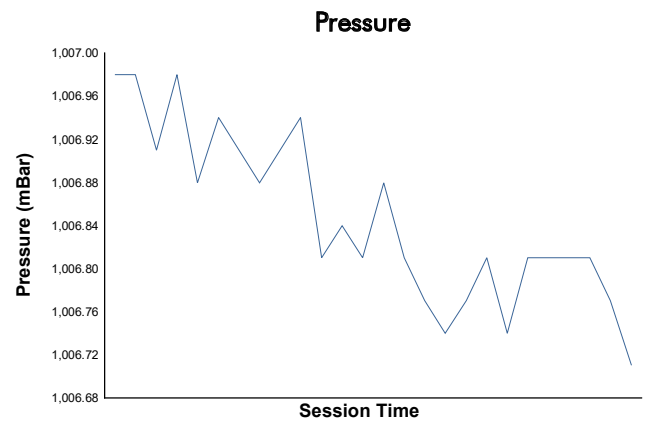
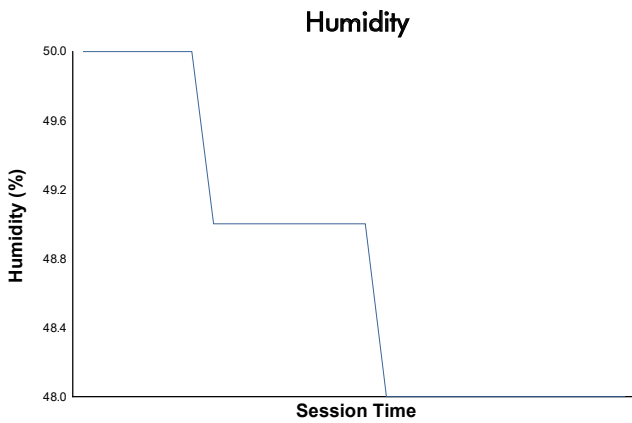
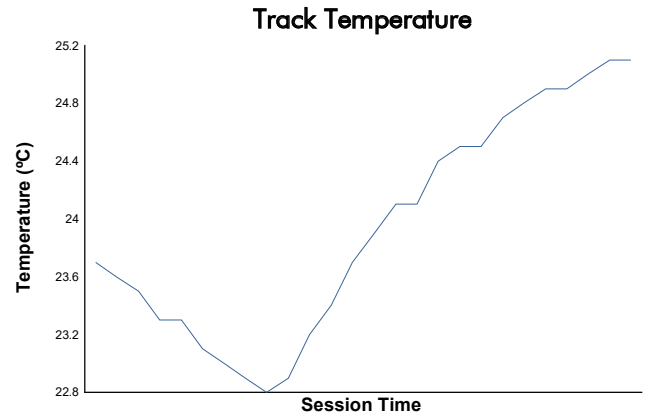
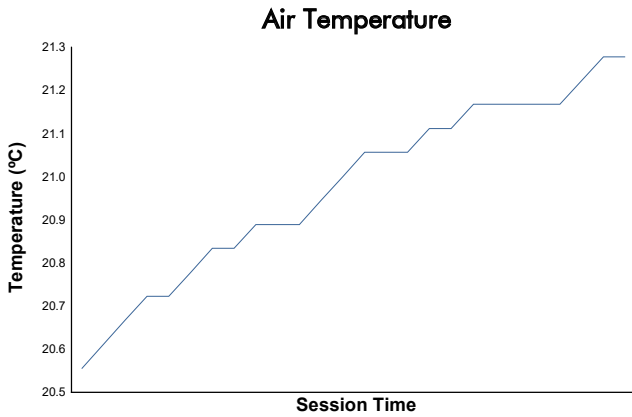


RFME ESBK 2023

SBK

Carrera 2

Weather Report



Track Status: **DRY**