

**SBK**  
RFME ESBK 2023  
Carrera 1 (16 Laps, 74.5 km.)

Starting Grid

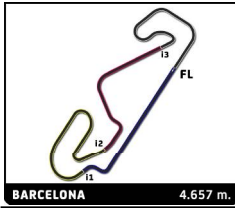
27 B. KOVACS	24	3 O. NESBAKKEN	1:49.874 23	4 J. ARTIME	1:49.738 22	<b>8</b>
9 M. ROMAO	1:49.508 21	7 Z. DZEGEDE	1:49.099 20	43 E. MOLINA	1:47.526 19	<b>7</b>
29 J. NUÑEZ	1:47.380 18	19 P. DUFOUR	1:47.367 17	96 J. DAVIS	1:45.882 16	<b>6</b>
13 V. VALTONEN	1:45.440 15	94 N. URAMOTO	1:45.436 14	21 E. MONTERO	1:44.992 13	<b>5</b>
53 D. GONZALEZ	1:44.792 12	84 J. PELLUEFF	1:44.747 11	99 O. GUTIERREZ	1:44.589 10	<b>4</b>
55 A. TOLEDO	1:44.470 9	2 G. ANTIGA	1:44.420 8	70 M. ALCOBA	1:44.210 7	<b>3</b>
10 U. ORRADRE	1:44.148 6	89 D. VALLE	1:43.903 5	1 E. RABAT	1:43.508 4	<b>2</b>
44 S. ODENDAAL	1:43.183 3	75 I. LOPES	1:43.110 2	40 R. RAMOS	1:42.730 1	<b>1</b>

Pole

#27 Clasificado por D.C. con los tiempos de los entrenamientos del Viernes.

Race Director:

Timekeeper:



# SBK

## RFME ESBK 2023

### Carrera 1 (16 Laps, 74.5 km.)

## Classification

No	Rider	Nat	Team	Bike	Tires	Cl.	Laps	Total Time	Gap	Kph	Best Lap		
											Lap	Time	Kph
1	75 Ivo LOPES	PRT	BMW EASYRACE TEAM		Dunlop	SBK	16	<b>27:41.682</b>	-	161.4	4	<b>1:43.243</b>	162.4
2	44 Steven ODENDAAL	ZAF	NEW2 PROJECT	YAMAHA	Pirelli	SBK	16	<b>27:53.518</b>	+11.836	160.3	2	<b>1:43.516</b>	162.0
3	99 Oscar GUTIERREZ	ESP	TEAM HONDA LAGLISSE	HONDA	Dunlop	SBK	16	<b>27:54.079</b>	+12.397	160.2	3	<b>1:44.070</b>	161.1
4	1 Esteve RABAT	ESP	TR53 RACING TEAM	HONDA	Pirelli	SBK	16	<b>27:55.550</b>	+13.868	160.1	3	<b>1:43.557</b>	161.9
5	40 Roman RAMOS	ESP	KAWASAKI PALMETO FL RACING	KAWASAKI	Pirelli	SBK	16	<b>28:00.471</b>	+18.789	159.6	3	<b>1:43.628</b>	161.8
6	70 Marc ALCOBA	ESP	ANDOTRANS TEAM TORRENTÓ	YAMAHA	Dunlop	SBK	16	<b>28:00.617</b>	+18.935	159.6	16	<b>1:44.359</b>	160.6
7	10 Unai ORRADRE	ESP	TEAM HONDA LAGLISSE	HONDA	Dunlop	STCK100	16	<b>28:01.620</b>	+19.938	159.5	3	<b>1:44.149</b>	161.0
8	84 Jesper PELLUEFF	SWE	BMW MOTORRAD NORDIC SBK TEAM		Dunlop	SBK	16	<b>28:08.949</b>	+27.267	158.8	9	<b>1:44.915</b>	159.8
9	89 Daniel VALLE	ESP	MAXIGASS GV STRATOS	YAMAHA	Pirelli	STCK100	16	<b>28:14.752</b>	+33.070	158.3	3	<b>1:44.391</b>	160.6
10	21 Eduardo MONTERO	ESP	TEAM HONDA LAGLISSE	HONDA	Dunlop	STCK100	16	<b>28:16.608</b>	+34.926	158.1	2	<b>1:45.474</b>	159.0
11	53 Daniel GONZALEZ	ESP	PS RACING TEAM		Pirelli	STCK100	16	<b>28:16.986</b>	+35.304	158.1	5	<b>1:44.984</b>	159.7
12	55 Alex TOLEDO	ESP	EASYRACE TEAM	YAMAHA	Dunlop	STCK100	16	<b>28:28.054</b>	+46.372	157.0	3	<b>1:44.481</b>	160.5
13	96 Jamie W. DAVIS	GBR	YAMAHA GVSTRATOS	YAMAHA	Pirelli	STCK100	16	<b>28:28.573</b>	+46.891	157.0	3	<b>1:45.769</b>	158.5
14	2 Guillaume ANTIGA	FRA	JEG RACING	HONDA	Pirelli	STCK100	16	<b>28:36.511</b>	+54.829	156.3	3	<b>1:45.656</b>	158.7
15	13 Ville VALTONEN	FIN	SENSETEC OY		SBK	16	<b>28:37.559</b>	+55.877	156.2	2	<b>1:46.441</b>	157.5	
16	29 Juan J. NUÑEZ	ESP	YAMAHA GV STRATOS	YAMAHA	Pirelli	STCK100	16	<b>28:50.820</b>	+1:09.138	155.0	9	<b>1:46.415</b>	157.5
17	43 Eric MOLINA	ESP	YAMAHA GV STRATOS	YAMAHA	Pirelli	STCK100	16	<b>29:11.740</b>	+1:30.058	153.1	2	<b>1:47.476</b>	156.0
18	19 Paul DUFOUR	FRA	JEG RACING	HONDA	Pirelli	STCK100	16	<b>29:16.680</b>	+1:34.998	152.7	8	<b>1:48.840</b>	154.0
19	7 Zechariah K. DZEGEDE	USA	JEG RACING	HONDA	Pirelli	STCK100	16	<b>29:28.707</b>	+1:47.025	151.7	6	<b>1:49.570</b>	153.0
20	4 Javier ARTIME	ESP	PROMORACING TEAM	YAMAHA		STCK100	16	<b>29:30.312</b>	+1:48.630	151.5	13	<b>1:49.299</b>	153.4
21	3 Ola NESBAKKEN	ESP	YAMAHA TEAM SCANDINAVIA	YAMAHA		STCK100	15	<b>27:47.729</b>	1 Lap	150.8	14	<b>1:49.663</b>	152.9
22	9 Miguel ROMAO	PRT	ELITE RACING TEAM	YAMAHA	Dunlop	STCK100	15	<b>28:07.884</b>	1 Lap	149.0	3	<b>1:50.299</b>	152.0
23	94 Naomichi URAMOTO	JPN	JEG RACING	HONDA	Pirelli	SBK							
24	27 Balint KOVACS	HUN	BMW EASYRACE TEAM		Dunlop	STCK100							

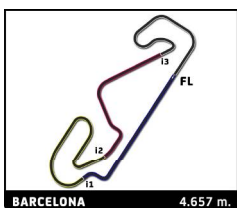
<b>Pole Position:</b>	Roman RAMOS	<b>1:42.730</b>	163.2 Kph
<b>Fastest Lap:</b>	Lap4 Ivo LOPES	<b>1:43.243</b>	162.4 Kph

DORSAL #1 SANCIÓN LONG LAP EN CARRERA

Published at: .....

Track Status: **DRY**

<b>Race Director:</b>	<b>Timekeeper:</b>
-----------------------	--------------------



**SBK**  
RFME ESBK 2023  
Carrera 1  
Classification by Class

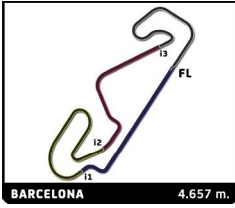
No Rider	Nat	Team	Bike	Time	Lap Total	Gap	Kph
<b>STCK1000</b>							
1 10	Unai ORRADRE	ESP	TEAM HONDA LAGLISSE	HONDA	1:44.149	3 16	161.0
2 89	Daniel VALLE	ESP	MAXIGASS GV STRATOS	YAMAHA	1:44.391	3 16 +13.132+13.132	160.6
3 21	Eduardo MONTERO	ESP	TEAM HONDA LAGLISSE	HONDA	1:45.474	2 16 +14.988 +1.856	159.0
4 53	Daniel GONZALEZ	ESP	PS RACING TEAM		1:44.984	5 16 +15.366 +0.378	159.7
5 55	Alex TOLEDO	ESP	EASYRACE TEAM	YAMAHA	1:44.481	3 16 +26.434+11.068	160.5
6 96	Jamie W. DAVIS	GBR	YAMAHA GVSTRATOS	YAMAHA	1:45.769	3 16 +26.953 +0.519	158.5
7 2	Guillaume ANTIGA	FRA	JEG RACING	HONDA	1:45.656	3 16 +34.891 +7.938	158.7
8 29	Juan J. NUÑEZ	ESP	YAMAHA GV STRATOS	YAMAHA	1:46.415	9 16 +49.200+14.309	157.5
9 43	Eric MOLINA	ESP	YAMAHA GV STRATOS	YAMAHA	1:47.476	2 16+1'10.120+20.920	156.0
10 19	Paul DUFOR	FRA	JEG RACING	HONDA	1:48.840	8 16+1'15.060 +4.940	154.0
11 7	Zechariah K. DZEGEDE	USA	JEG RACING	HONDA	1:49.570	6 16+1'27.087+12.027	153.0
12 4	Javier ARTIME	ESP	PROMORACING TEAM	YAMAHA	1:49.299	13 16+1'28.692 +1.605	153.4
13 3	Ola NESBAKKEN	ESP	YAMAHA TEAM SCANDINAVIA	YAMAHA	1:49.663	14 15 1 Laps 1 Laps	152.9
14 9	Miguel ROMAO	PRT	ELITE RACING TEAM	YAMAHA	1:50.299	3 15 1 Laps+20.155	152.0
15 27	Balint KOVACS	HUN	BMW EASYRACE TEAM				
<b>SBK</b>							
1 75	Ivo LOPES	PRT	BMW EASYRACE TEAM		1:43.243	4 16	162.4
2 44	Steven ODENDAAL	ZAF	NEW2 PROJECT	YAMAHA	1:43.516	2 16 +11.836+11.836	162.0
3 99	Oscar GUTIERREZ	ESP	TEAM HONDA LAGLISSE	HONDA	1:44.070	3 16 +12.397 +0.561	161.1
4 1	Esteve RABAT	ESP	TR53 RACING TEAM	HONDA	1:43.557	3 16 +13.868 +1.471	161.9
5 40	Roman RAMOS	ESP	KAWASAKI PALMETO PL RACING	KAWASAKI	1:43.628	3 16 +18.789 +4.921	161.8
6 70	Marc ALCOBA	ESP	ANDOTRANS TEAM TORRENTÓ	YAMAHA	1:44.359	16 16 +18.935 +0.146	160.6
7 84	Jesper PELLIEFF	SWE	BMW MOTORRAD NORDIC SBK TEAM		1:44.915	9 16 +27.267 +8.332	159.8
8 13	Ville VALTONEN	FIN	SENSETEC OY		1:46.441	2 16 +55.877+28.610	157.5
9 94	Naomichi URAMOTO	JPN	JEG RACING	HONDA			

DORSAL #1 SANCIÓN LONG LAP EN CARRERA

Published at: .....

Track Status: **DRY**

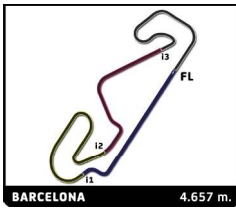
Race Director:	Timekeeper:
----------------	-------------



**SBK**  
**RFME ESBK 2023**  
**Carrera 1**

**Lap Chart**

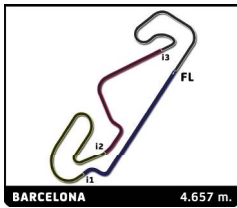
No	Pos	Grid	Lap															
			1	2	3	4	5	6	7	8	9	10	11	12	13	14	15	16
40	<b>1</b>	40	75	75	75	75	75	75	75	75	75	75	75	75	75	75	75	75
75	<b>2</b>	75	40	44	44	44	44	44	1	44	44	40	40	44	44	44	44	44
44	<b>3</b>	44	44	40	40	40	1	44	40	40	44	44	40	1	1	1	99	99
1	<b>4</b>	1	1	1	1	1	40	40	1	1	1	1	1	40	99	99	1	1
89	<b>5</b>	89	10	70	10	99	99	99	99	99	99	99	99	99	40	40	40	40
10	<b>6</b>	10	70	10	70	10	10	10	10	70	70	70	70	70	70	70	70	70
70	<b>7</b>	70	99	99	99	70	70	70	70	10	10	10	10	10	10	10	10	10
2	<b>8</b>	2	55	55	55	89	89	89	89	89	89	89	84	84	84	84	84	84
55	<b>9</b>	55	89	89	89	84	84	84	84	84	84	84	84	89	89	89	89	89
99	<b>10</b>	99	21	21	21	21	21	21	21	21	21	21	21	21	21	21	21	21
84	<b>11</b>	84	84	84	84	55	2	2	53	53	53	53	53	53	53	53	53	53
53	<b>12</b>	53	2	2	2	2	96	96	96	96	96	96	96	96	96	96	96	55
21	<b>13</b>	21	96	96	96	96	53	53	2	2	2	2	2	2	55	55	55	96
94	<b>14</b>	94	43	13	13	53	13	13	13	13	13	13	13	13	2	2	2	2
13	<b>15</b>	13	13	43	53	13	43	43	29	55	55	55	55	55	13	13	13	13
96	<b>16</b>	96	29	53	43	43	29	29	43	29	29	29	29	29	29	29	29	29
19	<b>17</b>	19	53	29	29	29	55	55	55	43	43	43	43	43	43	43	43	43
29	<b>18</b>	29	19	19	19	19	19	19	19	19	19	19	19	19	19	19	19	19
43	<b>19</b>	43	7	7	7	7	7	7	7	7	7	7	7	7	7	7	7	7
7	<b>20</b>	7	9	9	9	9	4	4	4	4	4	4	4	4	4	4	4	4
9	<b>21</b>	9	4	4	4	4	9	9	9	9	9	9	9	3	3	3	3	3
4	<b>22</b>	4	3	3	3	3	3	3	3	3	3	3	3	9	9	9	9	9
3	<b>23</b>	3																
27	<b>24</b>	27																



**SBK**  
RFME ESBK 2023  
Carrera 1

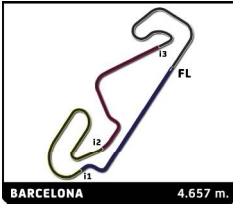
Best Sector Times

Sector 1			Sector 2			Sector 3			Ideal Lap	Best Lap
Pos	No Rider	Time	No Rider	Time	No Rider	Time	Pos	No Rider		
1	75 I.LOPES	17.653	75 I.LOPES	32.325	75 I.LOPES	21.222	1	75 I.LOPES	1:43.021	1:43.243 (1)
2	1 E.RABAT	17.715	40 R.RAMOS	32.345	10 U.ORRADRE	21.279	2	44 S.ODENDAAL	1:43.408	1:43.516 (2)
3	44 S.ODENDAAL	17.757	44 S.ODENDAAL	32.362	1 E.RABAT	21.326	3	1 E.RABAT	1:43.476	1:43.557 (3)
4	10 U.ORRADRE	17.793	1 E.RABAT	32.460	70 M.ALCOBA	21.357	4	40 R.RAMOS	1:43.532	1:43.628 (4)
5	99 O.GUTIERREZ	17.817	99 O.GUTIERREZ	32.601	40 R.RAMOS	21.380	5	99 O.GUTIERREZ	1:43.850	1:44.070 (5)
6	70 M.ALCOBA	17.835	10 U.ORRADRE	32.616	99 O.GUTIERREZ	21.381	6	10 U.ORRADRE	1:43.908	1:44.149 (6)
7	55 A.TOLEDO	17.843	89 D.VALLE	32.619	44 S.ODENDAAL	21.439	7	70 M.ALCOBA	1:44.038	1:44.359 (7)
8	40 R.RAMOS	17.901	53 D.GONZALEZ	32.623	55 A.TOLEDO	21.464	8	89 D.VALLE	1:44.151	1:44.391 (8)
9	89 D.VALLE	17.984	70 M.ALCOBA	32.652	89 D.VALLE	21.564	9	55 A.TOLEDO	1:44.175	1:44.481 (9)
10	53 D.GONZALEZ	18.047	55 A.TOLEDO	32.699	84 J.PELLIJEFF	21.571	10	53 D.GONZALEZ	1:44.689	1:44.984 (11)
11	84 J.PELLIJEFF	18.049	84 J.PELLIJEFF	32.763	53 D.GONZALEZ	21.651	11	84 J.PELLIJEFF	1:44.706	1:44.915 (10)
12	21 E.MONTERO	18.084	21 E.MONTERO	32.853	21 E.MONTERO	21.725	12	21 E.MONTERO	1:45.226	1:45.474 (12)
13	13 V.VALTONEN	18.126	2 G.ANTIGA	32.957	2 G.ANTIGA	21.777	13	2 G.ANTIGA	1:45.483	1:45.656 (13)
14	2 G.ANTIGA	18.182	96 J.DAVIS	32.987	13 V.VALTONEN	21.845	14	96 J.DAVIS	1:45.512	1:45.769 (14)
15	96 J.DAVIS	18.194	29 J.NUÑEZ	33.302	96 J.DAVIS	21.848	15	13 V.VALTONEN	1:46.167	1:46.441 (16)
16	29 J.NUÑEZ	18.217	13 V.VALTONEN	33.353	29 J.NUÑEZ	21.918	16	29 J.NUÑEZ	1:46.415	1:46.415 (15)
17	43 E.MOLINA	18.406	43 E.MOLINA	33.605	43 E.MOLINA	22.218	17	43 E.MOLINA	1:47.289	1:47.476 (17)
18	19 P.DUFOUR	18.534	4 J.ARTIME	33.892	19 P.DUFOUR	22.336	18	19 P.DUFOUR	1:48.576	1:48.840 (18)
19	3 O.NESBAKKEN	18.673	19 P.DUFOUR	33.908	3 O.NESBAKKEN	22.548	19	4 J.ARTIME	1:49.001	1:49.299 (19)
20	4 J.ARTIME	18.700	9 M.ROMAO	34.104	7 Z.DZEGEDE	22.663	20	7 Z.DZEGEDE	1:49.148	1:49.570 (20)
21	7 Z.DZEGEDE	18.711	7 Z.DZEGEDE	34.146	4 J.ARTIME	22.671	21	3 O.NESBAKKEN	1:49.612	1:49.663 (21)
22	9 M.ROMAO	19.030	3 O.NESBAKKEN	34.351	9 M.ROMAO	22.995	22	9 M.ROMAO	1:49.945	1:50.299 (22)



**SBK**  
RFME ESBK 2023  
Carrera 1  
Best Top Speed

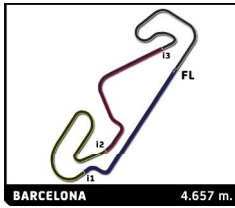
No Rider	Team	Class	Top 1		Top 2		Top 3		Top 4		Top 5		
			Kph	Lap	Kph	Lap	Kph	Lap	Kph	Lap	Kph	Lap	Avg
1 Esteve RABAT	TR53 RACING TEAM	SBK	<b>311.5</b>	12	309.7	4	309.7	2	308.9	6	308.9	5	309.7
70 Marc ALCOBA	ANDOTRANS TEAM TORRENTÓ	SBK	<b>311.5</b>	2	308.9	6	305.4	5	304.5	8	302.0	7	306.5
99 Oscar GUTIERREZ	TEAM HONDA LAGLISSE	SBK	<b>309.7</b>	13	306.3	15	306.3	12	306.3	11	306.3	4	307.0
10 Unai ORRADRE	TEAM HONDA LAGLISSE	STCK1000	<b>308.9</b>	2	308.0	16	308.0	8	308.0	7	307.1	6	308.0
55 Alex TOLEDO	EASYRACE TEAM	STCK1000	<b>308.9</b>	2	305.4	4	305.4	3	303.7	13	301.2	16	304.9
84 Jesper PELLIJEFF	BMW MOTORRAD NORDIC SBK TEAM	SBK	<b>308.9</b>	2	306.3	10	306.3	3	305.4	4	304.5	12	306.3
75 Ivo LOPES	BMW EASYRACE TEAM	SBK	<b>308.0</b>	16	302.8	15	302.0	13	302.0	12	301.2	11	303.2
21 Eduardo MONTERO	TEAM HONDA LAGLISSE	STCK1000	<b>306.3</b>	2	305.4	7	305.4	6	304.5	8	304.5	5	305.2
44 Steven ODENDAAL	NEW2 PROJECT	SBK	<b>306.3</b>	7	300.3	3	299.5	16	299.5	2	298.7	11	300.9
89 Daniel VALLE	MAXIGASS GV STRATOS	STCK1000	<b>304.5</b>	2	303.7	4	301.2	3	299.5	7	298.7	6	301.5
19 Paul DUFOUR	JEG RACING	STCK1000	<b>303.7</b>	2	300.3	6	298.7	7	298.7	4	298.7	3	300.0
2 Guillaume ANTIGA	JEG RACING	STCK1000	<b>302.8</b>	8	302.8	3	302.0	14	301.2	4	300.3	11	301.8
29 Juan J. NUÑEZ	YAMAHA GV STRATOS	STCK1000	<b>302.8</b>	2	300.3	9	300.3	3	299.5	10	299.5	5	300.5
40 Roman RAMOS	KAWASAKI PALMETO PL RACING	SBK	<b>302.0</b>	9	299.5	13	298.7	7	298.7	6	297.9	5	299.4
53 Daniel GONZALEZ	PS RACING TEAM	STCK1000	<b>302.0</b>	4	299.5	7	298.7	3	297.9	2	297.0	16	299.0
96 Jamie W. DAVIS	YAMAHA GVSTRATOS	STCK1000	<b>302.0</b>	5	299.5	2	298.7	6	297.9	8	297.9	7	299.2
13 Ville VALTONEN	SENSETEC OY	SBK	<b>301.2</b>	15	299.5	14	299.5	13	299.5	12	299.5	2	299.8
7 Zechariah K. DZEGEDE	JEG RACING	STCK1000	<b>299.5</b>	6	299.5	4	297.9	3	297.0	16	297.0	11	298.2
43 Eric MOLINA	YAMAHA GV STRATOS	STCK1000	<b>298.7</b>	8	297.9	3	296.2	9	295.4	4	294.6	6	296.6
4 Javier ARTIME	PROMORACING TEAM	STCK1000	<b>297.9</b>	2	297.0	14	296.2	16	296.2	12	296.2	11	296.7
3 Ola NESBAKKEN	YAMAHA TEAM SCANDINAVIA	STCK1000	<b>296.2</b>	12	295.4	10	293.8	7	293.8	6	293.0	14	294.4
9 Miguel ROMAO	ELITE RACING TEAM	STCK1000	<b>292.3</b>	13	292.3	3	289.9	2	289.1	10	289.1	4	290.5
27 Balint KOVACS	BMW EASYRACE TEAM	STCK1000											
94 Naomichi URAMOTO	JEG RACING	SBK											



**SBK**  
RFME ESBK 2023  
Carrera 1

Fastest Lap Sequence

Elapsed	No Rider	Team	Bike	Class	Time	Kph	Lap
3:31.247	75 Ivo LOPES	BMW EASYRACE TEAM		SBK	<b>1:43.691</b>	161.7	2
3:31.426	44 Steven ODENDAAL	NEW2 PROJECT	YAMAHA	SBK	<b>1:43.516</b>	162.0	2
5:14.716	75 Ivo LOPES	BMW EASYRACE TEAM		SBK	<b>1:43.469</b>	162.0	3
6:57.959	75 Ivo LOPES	BMW EASYRACE TEAM		SBK	<b>1:43.243</b>	162.4	4

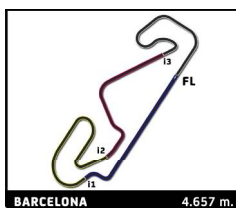


**SBK**  
RFME ESBK 2023  
Carrera 1  
Sector Analysis

— Invalidated Lap    ■ Personal Best    ■ Session Best    B Crossing the pit lane

Lap	Time	Sector 1	Sector 2	Sector 3	Sector 4	T.Spd	Lap	Time	Sector 1	Sector 2	Sector 3	Sector 4	T.Spd		
<b>75</b>	<b>Ivo LOPES</b>						PRT	<b>1</b>	<b>Esteve RABAT</b>						ESP
BMW EASYRACE TEAM							TR53 RACING TEAM							HONDA	
1	1:47.556	21.236	32.870	21.409	32.041		1	1:48.417	21.823	32.649	21.738	32.207			
2	1:43.691	17.915	32.375	21.420	31.981	298.7	2	1:43.775	17.888	32.529	21.326	32.032	309.7		
3	1:43.469	17.884	32.393	21.371	31.821	297.9	3	1:43.557	17.771	32.460	21.351	31.975	307.1		
4	1:43.243	17.826	32.337	21.222	31.858	297.9	4	1:43.641	17.806	32.470	21.351	32.014	309.7		
5	1:43.392	17.850	32.395	21.259	31.888	300.3	5	1:43.886	17.715	32.485	21.418	32.268	308.9		
6	1:43.326	17.826	32.325	21.266	31.909	299.5	6	1:44.160	17.811	32.648	21.562	32.139	308.9		
7	1:43.393	17.751	32.358	21.344	31.940	300.3	7	1:47.109	20.192	33.281	21.461	32.175	303.7		
8	1:43.726	17.808	32.448	21.481	31.989	299.5	8	1:44.171	17.854	32.667	21.482	32.168	305.4		
9	1:43.670	17.820	32.501	21.375	31.974	301.2	9	1:44.393	17.844	32.759	21.578	32.212	306.3		
10	1:43.684	17.780	32.412	21.429	32.063	300.3	10	1:43.986	17.786	32.520	21.460	32.220	307.1		
11	1:43.642	17.792	32.484	21.294	32.072	301.2	11	1:44.242	17.727	32.718	21.563	32.234	307.1		
12	1:43.786	17.792	32.495	21.331	32.168	302.0	12	1:44.537	17.817	32.773	21.472	32.475	311.5		
13	1:43.389	17.653	32.452	21.290	31.994	302.0	13	1:44.378	17.800	32.752	21.401	32.425	305.4		
14	1:43.579	17.720	32.461	21.384	32.014	300.3	14	1:44.640	17.791	32.865	21.500	32.484	305.4		
15	1:43.804	17.743	32.535	21.383	32.143	302.8	15	1:45.387	18.397	32.930	21.497	32.563	305.4		
16	1:44.332	17.866	32.711	21.478	32.277	308.0	16	1:45.271	17.983	32.973	21.509	32.806	307.1		
<b>44</b>	<b>Steven ODENDAAL</b>						ZAF	<b>40</b>	<b>Roman RAMOS</b>						ESP
NEW2 PROJECT							KAWASAKI PALMETO PL RACING							KAWASAKI	
1	1:47.910	21.477	32.652	21.930	31.851		1	1:47.782	21.643	32.605	21.628	31.906			
2	1:43.516	17.757	32.384	21.525	31.850	299.5	2	1:43.900	18.029	32.369	21.538	31.964	297.0		
3	1:43.660	17.894	32.405	21.439	31.922	300.3	3	1:43.628	17.905	32.345	21.380	31.998	297.9		
4	1:43.802	17.918	32.362	21.459	32.063	298.7	4	1:43.829	17.901	32.352	21.507	32.069	297.9		
5	1:44.098	17.911	32.535	21.470	32.182	297.9	5	1:44.356	18.244	32.441	21.490	32.181	297.9		
6	1:44.583	18.206	32.784	21.509	32.084	298.7	6	1:44.452	17.995	32.679	21.549	32.229	298.7		
7	1:44.357	17.902	32.584	21.542	32.329	306.3	7	1:44.223	17.915	32.487	21.486	32.335	298.7		
8	1:44.536	17.968	32.672	21.572	32.324	296.2	8	1:44.422	17.942	32.656	21.566	32.258	297.0		
9	1:44.684	17.979	32.840	21.687	32.178	297.0	9	1:44.459	17.947	32.653	21.537	32.322	302.0		
10	1:44.406	18.172	32.595	21.489	32.150	293.8	10	1:44.436	17.922	32.611	21.586	32.317	295.4		
11	1:44.352	17.891	32.659	21.469	32.333	298.7	11	1:45.384	18.438	32.679	21.598	32.669	297.0		
12	1:44.585	17.994	32.765	21.596	32.230	297.9	12	1:45.245	17.967	32.916	21.580	32.782	295.4		
13	1:44.674	17.885	32.739	21.649	32.401	297.9	13	1:45.329	17.985	32.867	21.666	32.811	299.5		
14	1:44.646	17.926	32.771	21.511	32.438	297.0	14	1:45.930	18.121	33.071	21.655	33.083	297.0		
15	1:44.780	17.942	32.750	21.572	32.516	297.9	15	1:46.826	18.537	33.392	21.795	33.102	294.6		
16	1:44.929	17.940	32.823	21.584	32.582	299.5	16	1:46.270	18.223	33.303	21.694	33.050	293.8		
<b>99</b>	<b>Oscar GUTIERREZ</b>						ESP	<b>70</b>	<b>Marc ALCOBA</b>						ESP
TEAM HONDA LAGLISSE							ANDOTRANS TEAM TORRENTÓ							YAMAHA	
1	1:49.189	22.320	32.899	21.704	32.266		1	1:48.980	21.997	33.053	21.523	32.407			
2	1:44.626	17.928	32.756	21.543	32.399	304.5	2	1:44.416	17.835	32.652	21.519	32.410	311.5		
3	1:44.070	18.030	32.601	21.388	32.051	304.5	3	1:44.455	18.046	32.790	21.357	32.262	296.2		
4	1:44.251	17.938	32.712	21.509	32.092	306.3	4	1:44.798	18.137	32.790	21.575	32.296	299.5		
5	1:44.482	17.882	32.762	21.521	32.317	302.0	5	1:44.693	17.876	32.997	21.500	32.320	305.4		
6	1:44.352	17.984	32.760	21.417	32.191	302.8	6	1:44.600	17.945	32.895	21.554	32.206	308.9		
7	1:44.355	17.940	32.719	21.398	32.298	304.5	7	1:44.460	17.989	32.837	21.440	32.194	302.0		
8	1:44.470	18.007	32.770	21.389	32.304	305.4	8	1:44.580	17.885	32.743	21.552	32.400	304.5		
9	1:44.277	17.944	32.717	21.445	32.171	305.4	9	1:44.914	17.920	32.894	21.678	32.422	301.2		
10	1:44.168	17.896	32.631	21.381	32.260	305.4	10	1:45.002	18.080	32.888	21.663	32.371	297.9		
11	1:44.130	17.846	32.700	21.401	32.183	306.3	11	1:45.365	18.146	32.875	21.881	32.463	299.5		
12	1:44.202	17.825	32.783	21.430	32.164	306.3	12	1:45.140	18.035	32.908	21.687	32.510	299.5		
13	1:44.185	17.817	32.771	21.398	32.199	309.7	13	1:45.161	17.992	32.952	21.708	32.509	299.5		
14	1:44.193	17.888	32.709	21.398	32.198	305.4	14	1:44.974	17.947	32.880	21.632	32.515	297.0		
15	1:44.360	18.004	32.715	21.382	32.259	306.3	15	1:44.720	18.034	32.790	21.578	32.318	297.9		
16	1:44.769	17.881	32.810	21.601	32.477	305.4	16	1:44.359	17.920	32.665	21.549	32.225	299.5		

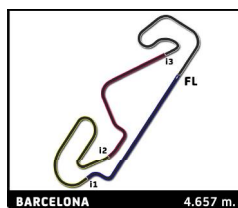




**SBK**  
RFME ESBK 2023  
Carrera 1  
Sector Analysis

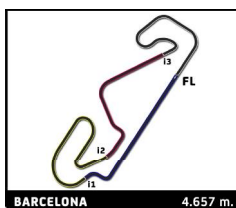
— Invalidated Lap    ■ Personal Best    ■ Session Best    B Crossing the pit lane

Lap	Time	Sector 1	Sector 2	Sector 3	Sector 4	T.Spd	Lap	Time	Sector 1	Sector 2	Sector 3	Sector 4	T.Spd
<b>10</b> Unai ORRADRE ESP TEAM HONDA LAGLISSE HONDA													
1	1:48.878	21.947	32.878	21.514	32.539								
2	1:44.620	18.082	32.755	21.314	32.469	308.9							
3	<b>1:44.149</b>	17.820	<b>32.616</b>	21.357	32.356	304.5							
4	1:44.876	17.974	32.838	21.588	32.476	302.8							
5	1:44.708	17.866	33.033	21.456	32.353	307.1							
6	1:44.254	17.984	32.771	<b>21.279</b>	<b>32.220</b>	307.1							
7	1:44.682	17.932	32.923	21.389	32.438	308.0							
8	1:45.000	17.885	33.104	21.568	32.443	308.0							
9	1:44.910	17.990	32.963	21.575	32.382	299.5							
10	1:45.251	<b>17.793</b>	33.436	21.500	32.522	305.4							
11	1:45.193	18.159	33.006	21.534	32.494	305.4							
12	1:45.064	18.022	33.050	21.495	32.497	306.3							
13	1:45.124	18.079	32.950	21.562	32.533	304.5							
14	1:45.323	18.154	33.039	21.563	32.567	293.8							
15	1:44.772	18.051	32.926	21.410	32.385	306.3							
16	1:44.816	17.873	32.910	21.466	32.567	308.0							
							<b>21</b> Eduardo MONTERO ESP TEAM HONDA LAGLISSE HONDA						
1	1:50.633	22.846	33.290	21.933	<b>32.564</b>								
2	<b>1:45.474</b>	18.173	32.889	21.764	32.648	306.3							
3	1:45.480	18.151	<b>32.853</b>	21.781	32.695	303.7							
4	1:45.956	18.445	33.057	21.829	32.625	301.2							
5	1:45.504	18.152	32.890	<b>21.725</b>	32.737	304.5							
6	1:45.538	18.112	32.949	21.756	32.721	305.4							
7	1:45.532	<b>18.084</b>	32.955	21.728	32.765	305.4							
8	1:45.814	18.196	32.981	21.792	32.845	304.5							
9	1:45.927	18.168	33.058	21.814	32.887	303.7							
10	1:45.944	18.165	33.054	21.848	32.877	302.8							
11	1:45.946	18.126	33.164	21.821	32.835	303.7							
12	1:45.901	18.257	33.005	21.846	32.793	303.7							
13	1:45.661	18.170	32.989	21.757	32.745	302.8							
14	1:45.693	18.151	33.039	21.749	32.754	302.0							
15	1:45.798	18.169	33.022	21.764	32.843	302.8							
16	1:45.807	18.259	32.941	21.781	32.826	303.7							
							<b>84</b> Jesper PELLIJEFF SWE BMW MOTORRAD NORDIC SBK TEAM						
1	1:51.229	22.974	33.612	22.023	32.620								
2	1:45.252	18.194	32.851	21.764	32.443	308.9							
3	1:45.233	18.300	32.776	21.769	32.388	306.3							
4	1:45.167	18.112	32.884	21.770	32.401	305.4							
5	1:45.073	18.073	32.808	21.634	32.558	302.8							
6	1:45.019	18.167	32.812	21.641	32.399	303.7							
7	1:45.082	18.214	32.846	21.638	32.384	303.7							
8	1:44.967	18.148	32.780	21.616	32.423	302.8							
9	<b>1:44.915</b>	18.129	32.861	21.602	<b>32.323</b>	303.7							
10	1:45.097	18.136	<b>32.763</b>	<b>21.571</b>	32.627	306.3							
11	1:45.024	<b>18.049</b>	32.875	21.664	32.436	304.5							
12	1:45.311	18.146	32.901	21.745	32.519	304.5							
13	1:45.083	18.095	32.909	21.622	32.457	303.7							
14	1:45.361	18.129	32.952	21.737	32.543	302.8							
15	1:45.580	18.096	33.061	21.770	32.653	302.8							
16	1:45.556	18.118	33.011	21.728	32.699	302.8							
							<b>53</b> Daniel GONZALEZ ESP PS RACING TEAM						
1	1:54.029	24.213	34.379	22.604	32.833								
2	1:46.342	18.437	33.235	21.894	32.776	297.9							
3	1:45.710	18.237	32.842	21.984	32.647	298.7							
4	1:45.965	18.228	33.421	21.865	32.451	302.0							
5	<b>1:44.984</b>	18.217	32.657	21.742	<b>32.368</b>	293.0							
6	1:45.015	18.200	<b>32.623</b>	<b>21.651</b>	32.541	294.6							
7	1:46.176	18.247	33.335	22.017	32.577	299.5							
8	1:45.596	18.217	32.836	21.948	32.595	293.8							
9	1:45.417	18.147	32.885	21.750	32.635	293.8							
10	1:45.259	18.110	32.715	21.828	32.606	293.0							
11	1:45.520	18.129	32.817	21.880	32.694	294.6							
12	1:45.259	18.077	32.879	21.749	32.554	294.6							
13	1:45.218	18.118	32.805	21.808	32.487	294.6							
14	1:45.416	18.128	32.809	21.821	32.658	295.4							
15	1:45.617	18.223	32.852	21.840	32.702	296.2							
16	1:45.463	<b>18.047</b>	32.897	21.864	32.655	297.0							
							<b>89</b> Daniel VALLE ESP MAXIGASS GV STRATOS YAMAHA						
1	1:49.599	22.634	33.058	21.774	32.133								
2	1:44.722	18.164	32.788	21.654	32.116	304.5							
3	<b>1:44.391</b>	18.096	<b>32.619</b>	21.692	<b>31.984</b>	301.2							
4	1:44.587	<b>17.984</b>	32.623	21.856	32.124	303.7							
5	1:44.645	18.227	32.704	21.596	32.118	297.9							
6	1:44.623	18.135	32.688	<b>21.564</b>	32.236	298.7							
7	1:45.368	18.135	32.883	21.820	32.530	299.5							
8	1:46.223	18.390	33.096	21.950	32.787	297.0							
9	1:46.387	18.376	33.223	22.030	32.758	296.2							
10	1:46.451	18.293	33.071	22.239	32.848	295.4							
11	1:45.938	18.374	33.153	21.878	32.533	296.2							
12	1:45.487	18.130	32.972	21.810	32.575	297.9							
13	1:45.698	18.161	33.014	21.832	32.691	296.2							
14	1:46.669	18.189	33.289	22.091	33.100	296.2							
15	1:46.866	18.291	33.308	22.133	33.134	293.8							
16	1:47.098	18.244	33.297	22.217	33.340	294.6							
							<b>55</b> Alex TOLEDO ESP EASYPACE TEAM YAMAHA						
1	1:49.381	22.482	33.031	21.648	32.220								
2	1:44.553	18.022	32.854	21.508	<b>32.169</b>	308.9							
3	<b>1:44.481</b>	18.048	32.752	21.505	32.176	305.4							
4	1:50.411 B	17.955	<b>32.699</b>	21.604	38.153	305.4							
5	2:03.163	36.132	32.973	21.541	32.517	214.4							
6	1:45.095	18.076	32.963	21.527	32.529	297.0							
7	1:45.041	18.052	32.865	21.601	32.523	298.7							
8	1:45.127	18.041	32.949	<b>21.464</b>	32.673	299.5							
9	1:45.067	17.971	32.973	21.559	32.564	297.9							
10	1:45.025	18.114	32.946	21.499	32.466	297.9							
11	1:45.066	17.976	32.919	21.633	32.538	299.5							
12	1:44.748	17.989	32.940	21.485	32.334	300.3							
13	1:45.253	<b>17.843</b>	32.931	21.893	32.586	303.7							
14	1:45.284	17.997	33.039	21.716	32.532	297.9							
15	1:45.014	18.026	32.954	21.534	32.500	297.9							
16	1:45.345	17.964	33.040	21.683	32.658	301.2							



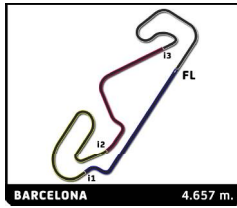
**SBK**  
RFME ESBK 2023  
Carrera 1  
Sector Analysis

— Invalidated Lap							■ Personal Best	■ Session Best	B Crossing the pit lane						
Lap	Time	Sector 1	Sector 2	Sector 3	Sector 4	T.Sp	Lap	Time	Sector 1	Sector 2	Sector 3	Sector 4	T.Sp		
<b>96</b>	<b>Jamie W. DAVIS</b>						GBR	<b>29</b>	<b>Juan J. NUÑEZ</b>						ESP
YAMAHA GVSTRATOS							YAMAHA GV STRATOS								
1	1:51.815	23.042	33.817	22.154	32.802		1	1:53.510	23.550	34.451	22.271	33.238			
2	1:45.878	18.376	33.021	21.998	<b>32.483</b>	299.5	2	1:47.630	18.628	33.684	22.154	33.164	302.8		
3	<b>1:45.769</b>	18.390	<b>32.987</b>	21.862	32.530	296.2	3	1:48.467	18.449	33.664	22.518	33.836	300.3		
4	1:45.794	18.252	33.094	<b>21.848</b>	32.600	297.9	4	1:47.708	18.667	33.649	22.169	33.223	297.9		
5	1:46.257	18.347	33.248	21.918	32.744	302.0	5	1:47.654	18.424	33.570	22.326	33.334	299.5		
6	1:46.274	<b>18.194</b>	33.351	21.929	32.800	298.7	6	1:48.045	18.613	33.792	22.175	33.465	296.2		
7	1:46.781	18.287	33.626	22.178	32.690	297.9	7	1:47.443	18.414	33.582	22.133	33.314	297.9		
8	1:46.297	18.289	33.169	22.040	32.799	297.9	8	1:47.387	18.453	33.600	21.955	33.379	297.0		
9	1:46.468	18.280	33.178	22.035	32.975	295.4	9	<b>1:46.415</b>	<b>18.217</b>	<b>33.302</b>	<b>21.918</b>	<b>32.978</b>	300.3		
10	1:46.769	18.357	33.233	22.170	33.009	292.3	10	1:47.149	18.228	33.624	21.942	33.355	299.5		
11	1:46.726	18.390	33.237	22.202	32.897	292.3	11	1:47.959	18.475	33.703	22.308	33.473	297.0		
12	1:46.372	18.276	33.190	22.033	32.873	293.0	12	1:47.592	18.422	33.647	22.121	33.402	297.0		
13	1:46.596	18.338	33.245	22.049	32.964	291.5	13	1:47.819	18.334	33.857	22.198	33.430	295.4		
14	1:46.940	18.312	33.484	22.135	33.009	291.5	14	1:48.168	18.445	33.886	22.183	33.654	295.4		
15	1:46.969	18.399	33.403	22.192	32.975	292.3	15	1:49.510	18.581	34.808	22.448	33.673	294.6		
16	1:46.868	18.388	33.315	22.054	33.111	291.5	16	1:48.364	18.428	34.053	22.225	33.658	295.4		
<b>2</b>	<b>Guillaume ANTIGA</b>						FRA	<b>43</b>	<b>Eric MOLINA</b>						ESP
JEG RACING							YAMAHA GV STRATOS								
1	1:51.632	23.236	33.789	22.040	<b>32.567</b>		1	1:52.742	23.401	33.869	22.370	33.102			
2	1:45.770	18.272	<b>32.957</b>	21.902	32.639	298.7	2	<b>1:47.476</b>	18.593	<b>33.605</b>	<b>22.218</b>	<b>33.060</b>	289.9		
3	<b>1:45.656</b>	<b>18.182</b>	32.958	<b>21.777</b>	32.739	302.8	3	1:48.523	18.632	34.207	22.344	33.340	297.9		
4	1:46.064	18.304	33.060	21.820	32.880	301.2	4	1:47.875	<b>18.406</b>	33.709	22.414	33.346	295.4		
5	1:46.149	18.264	33.174	21.852	32.859	299.5	5	1:48.016	18.450	33.975	22.238	33.353	294.6		
6	1:46.282	18.187	33.186	21.878	33.031	300.3	6	1:48.286	18.431	33.859	22.327	33.669	294.6		
7	1:47.722	18.273	34.003	22.338	33.108	300.3	7	1:47.889	18.712	33.708	22.252	33.217	293.0		
8	1:47.363	18.352	33.619	22.172	33.220	302.8	8	1:48.930	18.430	34.363	22.609	33.528	298.7		
9	1:47.108	18.337	33.481	22.029	33.261	300.3	9	1:48.748	18.470	33.896	22.476	33.906	296.2		
10	1:47.140	18.295	33.478	22.081	33.286	299.5	10	1:49.088	18.595	34.290	22.632	33.571	292.3		
11	1:47.411	18.274	33.688	22.118	33.331	300.3	11	1:49.688	19.135	34.432	22.502	33.619	293.8		
12	1:47.376	18.316	33.531	22.095	33.434	299.5	12	1:50.399	19.104	34.672	22.718	33.905	286.1		
13	1:47.615	18.265	33.748	22.209	33.393	299.5	13	1:50.658	19.148	34.595	22.769	34.146	280.9		
14	1:47.248	18.253	33.561	22.047	33.387	302.0	14	1:50.673	19.207	34.461	22.812	34.193	280.2		
15	1:48.001	18.323	33.863	22.286	33.529	299.5	15	1:51.142	19.193	34.843	22.884	34.222	287.6		
16	1:47.974	18.399	33.736	22.250	33.589	298.7	16	1:51.607	19.265	34.768	22.858	34.716	288.4		
<b>13</b>	<b>Ville VALTONEN</b>						FIN	<b>19</b>	<b>Paul DUFOUR</b>						FRA
SENSETEC OY							JEG RACING								
1	1:52.917	23.695	34.132	22.247	<b>32.843</b>		1	1:55.981	24.095	34.271	22.598	35.017			
2	<b>1:46.441</b>	18.248	<b>33.353</b>	21.862	32.978	299.5	2	1:49.947	18.881	34.056	22.762	34.248	303.7		
3	1:46.559	18.366	33.425	<b>21.845</b>	32.923	297.9	3	1:49.671	18.894	34.054	22.749	33.974	298.7		
4	1:46.957	18.220	33.648	22.171	32.918	297.9	4	1:49.644	18.943	34.022	22.560	34.119	298.7		
5	1:46.622	18.270	33.389	21.955	33.008	298.7	5	1:49.600	18.863	34.130	22.656	33.951	297.9		
6	1:47.007	18.383	33.564	22.048	33.012	297.0	6	1:49.158	18.743	33.968	22.529	33.918	300.3		
7	1:46.785	18.304	33.494	22.004	32.983	296.2	7	1:49.510	18.813	34.014	22.622	34.061	298.7		
8	1:46.931	18.302	33.528	22.036	33.065	297.0	8	<b>1:48.840</b>	18.669	33.989	<b>22.336</b>	33.846	297.0		
9	1:46.622	18.307	33.470	21.898	32.947	297.0	9	1:49.032	18.694	34.001	22.403	33.934	297.9		
10	1:46.796	18.254	33.513	21.958	33.071	297.0	10	1:48.982	18.739	33.950	22.473	33.820	296.2		
11	1:46.691	18.234	33.422	21.925	33.110	297.9	11	1:49.386	18.567	<b>33.908</b>	22.679	34.232	297.9		
12	1:46.656	<b>18.126</b>	33.532	21.993	33.005	299.5	12	1:49.035	18.730	33.967	22.540	<b>33.798</b>	296.2		
13	1:47.147	18.284	33.578	21.985	33.300	299.5	13	1:48.854	<b>18.534</b>	33.980	22.358	33.982	297.0		
14	1:47.020	18.143	33.568	22.071	33.238	299.5	14	1:48.957	18.654	33.928	22.388	33.987	297.0		
15	1:47.581	18.239	33.855	22.076	33.411	301.2	15	1:50.500	19.119	34.162	22.909	34.310	293.8		
16	1:48.827	18.400	33.885	22.198	34.344	297.0	16	1:49.583	18.942	34.066	22.536	34.039	297.0		



**SBK**  
RFME ESBK 2023  
Carrera 1  
Sector Analysis

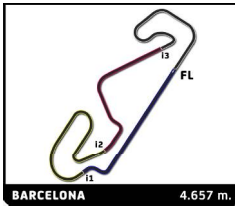
Lap	Time	Sector 1	Sector 2	Sector 3	Sector 4	T.Spd	Lap	Time	Sector 1	Sector 2	Sector 3	Sector 4	T.Spd
<b>7</b> Zechariah K. DZEGEDE USA JEG RACING HONDA							<b>9</b> Miguel ROMAO PRT ELITE RACING TEAM YAMAHA						
1	1:56.224	23.972	34.881	22.932	34.439		1	1:56.414	24.566	34.749	23.278	33.821	
2	1:49.888	18.937	<b>34.146</b>	22.761	34.044	297.0	2	1:50.419	19.321	<b>34.104</b>	23.178	<b>33.816</b>	289.9
3	1:49.662	18.971	34.202	22.746	33.743	297.9	3	<b>1:50.299</b>	19.123	34.173	<b>22.995</b>	34.008	292.3
4	1:49.684	18.931	34.155	22.765	33.833	299.5	4	1:50.916	19.054	34.591	23.153	34.118	289.1
5	1:49.662	19.001	34.352	22.681	<b>33.628</b>	293.0	5	1:51.492	19.472	34.809	23.232	33.979	286.9
6	<b>1:49.570</b>	18.783	34.183	22.725	33.879	299.5	6	1:50.894	19.347	34.274	23.206	34.067	281.7
7	1:49.753	18.875	34.272	<b>22.663</b>	33.943	295.4	7	1:51.576	19.543	34.415	23.403	34.215	285.4
8	1:50.089	18.784	34.499	22.744	34.062	295.4	8	1:51.763	19.508	34.866	23.246	34.143	285.4
9	1:50.246	<b>18.711</b>	34.629	22.690	34.216	295.4	9	1:51.087	19.141	34.587	23.176	34.183	288.4
10	1:50.311	18.746	34.579	22.846	34.140	295.4	10	1:51.101	19.157	34.684	23.206	34.054	289.1
11	1:50.439	18.727	34.544	22.964	34.204	297.0	11	1:50.906	19.031	34.644	23.088	34.143	288.4
12	1:50.894	18.739	34.597	23.353	34.205	296.2	12	1:50.917	19.269	34.487	23.193	33.968	287.6
13	1:50.511	18.800	34.533	23.029	34.149	294.6	13	1:51.725	<b>19.030</b>	34.838	23.230	34.627	292.3
14	1:50.493	18.771	34.674	22.842	34.206	296.2	14	1:55.808	19.078	37.532	24.126	35.072	286.9
15	1:50.673	18.713	34.780	22.919	34.261	296.2	15	2:02.567	21.537	41.949	23.900	35.181	255.8
16	1:50.608	18.734	34.417	23.024	34.433	297.0							
<b>4</b> Javier ARTIME ESP PROMORACING TEAM YAMAHA													
1	1:57.220	24.585	35.209	23.331	34.095								
2	1:50.183	19.220	34.126	22.884	33.953	297.9							
3	1:50.315	19.246	34.149	22.941	33.979	296.2							
4	1:50.769	19.075	34.273	23.102	34.319	295.4							
5	1:50.568	19.430	34.225	23.091	33.822	291.5							
6	1:50.353	19.251	34.122	23.134	33.846	295.4							
7	1:49.932	19.177	34.030	22.920	33.805	293.8							
8	1:50.686	19.142	34.293	23.274	33.977	293.0							
9	1:50.288	19.165	34.223	22.876	34.024	294.6							
10	1:50.037	19.025	34.263	22.812	33.937	293.8							
11	1:50.003	19.093	34.171	22.741	33.998	296.2							
12	1:49.729	19.101	<b>33.892</b>	22.912	33.824	296.2							
13	<b>1:49.299</b>	18.896	33.994	<b>22.671</b>	<b>33.738</b>	294.6							
14	1:49.495	18.888	33.921	22.909	33.777	297.0							
15	1:49.681	<b>18.700</b>	34.243	22.908	33.830	295.4							
16	1:51.754	18.761	34.151	22.857	35.985	296.2							
<b>3</b> Ola NESBAKKEN ESP YAMAHA TEAM SCANDINAVIA YAMAHA													
1	1:58.621	24.903	35.697	23.420	34.601								
2	1:51.208	19.201	34.700	23.002	34.305	291.5							
3	1:51.031	19.062	34.696	22.980	34.293	291.5							
4	1:50.824	18.982	34.568	23.054	34.220	293.0							
5	1:50.796	18.960	34.636	22.937	34.263	293.0							
6	1:50.202	18.789	34.420	22.890	34.103	293.8							
7	1:50.241	18.953	34.420	22.803	34.065	293.8							
8	1:51.220	19.045	34.747	23.116	34.312	290.7							
9	1:50.968	19.042	34.769	23.016	34.141	289.1							
10	1:51.147	19.080	34.816	23.029	34.222	295.4							
11	1:50.807	18.984	34.613	23.093	34.117	276.6							
12	1:50.093	18.822	34.399	22.613	34.259	296.2							
13	1:49.964	18.769	34.451	22.704	<b>34.040</b>	291.5							
14	<b>1:49.663</b>	<b>18.673</b>	<b>34.351</b>	<b>22.548</b>	34.091	293.0							
15	1:50.944	19.430	34.556	22.682	34.276	289.9							



**SBK**  
RFME ESBK 2023  
Carrera 1  
Analysis by lap

Lapped

No	Lap Time	Gap	No	Lap Time	Gap	No	Lap Time	Gap	No	Lap Time	Gap	No	Lap Time	Gap
<b>Lap 1</b>			99	1:44.070	3.169	43	1:48.016	23.281	<b>Lap 8</b>			10	1:45.251	12.178
75	1:47.556	0.000	55	1:44.481	3.699	29	1:47.654	23.618	75	1:43.726		89	1:46.451	17.846
40	1:47.782	0.226	89	1:44.391	3.996	55	2:03.163	30.638	44	1:44.536	4.666	84	1:45.097	17.884
44	1:47.910	0.354	21	1:45.480	6.871	19	1:49.600	33.492	40	1:44.422	4.796	21	1:45.944	22.652
1	1:48.417	0.861	84	1:45.233	6.998	7	1:49.662	33.769	1	1:44.171	6.920	53	1:45.259	25.343
10	1:48.878	1.322	2	1:45.656	8.342	4	1:50.568	37.704	99	1:44.470	7.999	96	1:46.769	28.952
70	1:48.980	1.424	96	1:45.769	8.746	9	1:51.492	38.189	70	1:44.580	9.186	2	1:47.140	31.736
99	1:49.189	1.633	13	1:46.559	11.201	3	1:50.796	41.129	10	1:45.000	9.371	13	1:46.796	34.487
55	1:49.381	1.825	53	1:45.710	11.365	<b>Lap 6</b>			55	1:45.025	38.194			
89	1:49.599	2.043	43	1:48.523	14.025	75	1:43.326		29	1:47.149	42.258			
21	1:50.633	3.077	29	1:48.467	14.891	1	1:44.160	2.759	84	1:49.088	48.423			
84	1:51.229	3.673	19	1:49.671	20.883	44	1:44.583	2.892	19	1:48.982	1:01.215			
2	1:51.632	4.076	7	1:49.662	21.058	40	1:44.452	3.270	7	1:50.311	1:05.939			
96	1:51.815	4.259	9	1:50.299	22.416	99	1:44.352	6.293	4	1:50.037	1:11.201			
43	1:52.742	5.186	4	1:50.315	23.002	10	1:44.254	6.808	9	1:51.101	1:16.811			
13	1:52.917	5.361	3	1:51.031	26.144	70	1:44.600	7.265	3	1:51.147	1:17.108			
29	1:53.510	5.954	<b>Lap 4</b>			89	1:44.623	7.890	<b>Lap 11</b>					
53	1:54.029	6.473	75	1:43.243		84	1:45.019	12.296	75	1:43.642				
19	1:55.981	8.425	44	1:43.802	0.929	21	1:45.538	13.908	44	1:44.352	7.112			
7	1:56.224	8.668	40	1:43.829	1.180	2	1:46.282	16.876	40	1:45.384	8.079			
9	1:56.414	8.858	1	1:43.641	1.431	96	1:46.274	17.110	1	1:44.242	8.545			
4	1:57.220	9.664	99	1:44.251	4.177	53	1:45.015	17.368	99	1:44.130	9.578			
3	1:58.621	11.065	10	1:44.876	4.564	13	1:47.007	21.826	70	1:45.365	13.471			
<b>Lap 2</b>			70	1:44.798	4.690	43	1:48.286	28.241	10	1:45.193	13.729			
75	1:43.691		89	1:44.587	5.340	29	1:48.045	28.337	84	1:45.024	19.266			
44	1:43.516	0.179	84	1:45.167	8.922	55	1:45.095	32.407	89	1:45.938	20.142			
40	1:43.900	0.435	21	1:45.956	9.584	19	1:49.158	39.324	21	1:45.946	24.956			
1	1:43.775	0.945	55	1:50.411	10.867	7	1:49.570	40.013	53	1:45.520	27.221			
70	1:44.416	2.149	2	1:46.064	11.163	4	1:50.353	44.731	96	1:46.726	32.036			
10	1:44.620	2.251	96	1:45.794	11.297	9	1:50.894	45.757	2	1:47.411	35.505			
99	1:44.626	2.568	53	1:45.965	14.087	3	1:50.202	48.005	13	1:46.691	37.536			
55	1:44.553	2.687	13	1:46.957	14.915	<b>Lap 7</b>			55	1:45.066	39.618			
89	1:44.722	3.074	43	1:47.875	18.657	75	1:43.393		29	1:47.959	46.575			
21	1:45.474	4.860	29	1:47.708	19.356	44	1:44.357	3.856	43	1:49.688	54.469			
84	1:45.252	5.234	19	1:49.644	27.284	40	1:44.223	4.100	19	1:49.386	1:06.959			
2	1:45.770	6.155	7	1:49.684	27.499	1	1:47.109	6.475	7	1:50.439	1:12.736			
96	1:45.878	6.446	9	1:50.916	30.089	99	1:44.355	7.255	4	1:50.003	1:17.562			
13	1:46.441	8.111	4	1:50.769	30.528	10	1:44.682	8.097	9	1:50.906	1:24.075			
43	1:47.476	8.971	3	1:50.824	33.725	70	1:44.460	8.332	3	1:50.807	1:24.273			
53	1:46.342	9.124	<b>Lap 5</b>			89	1:45.368	9.865	<b>Lap 9</b>					
29	1:47.630	9.893	75	1:43.392		84	1:45.082	13.985	75	1:43.670				
19	1:49.947	14.681	44	1:44.098	1.635	21	1:45.532	16.047	40	1:44.459	5.585			
7	1:49.888	14.865	1	1:43.886	1.925	53	1:46.176	20.151	44	1:44.684	5.680			
9	1:50.419	15.586	40	1:44.356	2.144	96	1:46.781	20.498	1	1:44.393	7.643			
4	1:50.183	16.156	99	1:44.482	5.267	2	1:47.722	21.205	99	1:44.277	8.606			
3	1:51.208	18.582	10	1:44.708	5.880	13	1:46.785	25.218	70	1:44.914	10.430			
<b>Lap 3</b>			70	1:44.693	5.991	29	1:47.443	32.387	10	1:44.910	10.611			
75	1:43.469		89	1:44.645	6.593	43	1:47.889	32.737	89	1:46.387	15.079			
44	1:43.660	0.370	84	1:45.073	10.603	55	1:45.041	34.055	84	1:44.915	16.471			
40	1:43.628	0.594	21	1:45.504	11.696	19	1:49.510	45.441	21	1:45.927	20.392			
1	1:43.557	1.033	2	1:46.149	13.920	7	1:49.753	46.373	53	1:45.417	23.768			
10	1:44.149	2.931	96	1:46.257	14.162	4	1:49.932	51.270	96	1:46.468	25.867			
70	1:44.455	3.135	53	1:44.984	15.679	9	1:51.576	53.940	2	1:47.108	28.280			
			13	1:46.622	18.145	3	1:50.241	54.853	13	1:46.622	31.375			
									55	1:45.067	36.853			
									29	1:46.415	38.793			
									43	1:48.748	43.019			
									19	1:49.032	55.917			
									7	1:50.246	59.312			
									4	1:50.288	1:04.848			
									9	1:51.087	1:09.394			
									3	1:50.968	1:09.645			
									<b>Lap 10</b>					
									75	1:43.684				
									40	1:44.436	6.337			
									44	1:44.406	6.402			
									1	1:43.986	7.945			
									99	1:44.168	9.090			
									70	1:45.002	11.748			
									89	1:45.487	21.843			
									21	1:45.901	27.071			
									53	1:45.259	28.694			
									96	1:46.372	34.622			
									2	1:47.376	39.095			
									13	1:46.656	40.406			

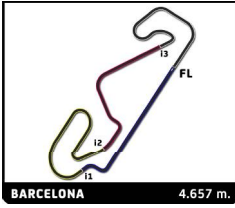


**SBK**  
RFME ESBK 2023  
Carrera 1

Analysis by lap

Lapped

No	Lap Time	Gap	No	Lap Time	Gap	No	Lap Time	Gap	No	Lap Time	Gap	No	Lap Time	Gap
55	1:44.748	40.580	<b>Lap 15</b>											
29	1:47.592	50.381	75	1:43.804										
43	1:50.399	1:01.082	9	1:55.808	1 Lap									
19	1:49.035	1:12.208	44	1:44.780	11.239									
7	1:50.894	1:19.844	99	1:44.360	11.960									
4	1:49.729	1:23.505	1	1:45.387	12.929									
3	1:50.093	1:30.580	40	1:46.826	16.851									
9	1:50.917	1:31.206	70	1:44.720	18.908									
<b>Lap 13</b>			10	1:44.772	19.454									
75	1:43.389		84	1:45.580	26.043									
44	1:44.674	9.196	89	1:46.866	30.304									
1	1:44.378	10.285	21	1:45.798	33.451									
99	1:44.185	10.790	53	1:45.617	34.173									
40	1:45.329	11.478	96	1:46.969	44.355									
70	1:45.161	16.597	55	1:45.014	45.359									
10	1:45.124	16.742	2	1:48.001	51.187									
84	1:45.083	22.485	13	1:47.581	51.382									
89	1:45.698	24.152	29	1:49.510	1:05.106									
21	1:45.661	29.343	43	1:51.142	1:22.783									
53	1:45.218	30.523	19	1:50.500	1:29.747									
96	1:46.596	37.829	7	1:50.673	1:40.749									
55	1:45.253	42.444	4	1:49.681	1:41.208									
2	1:47.615	43.321	<b>Lap 16</b>											
13	1:47.147	44.164	75	1:44.332										
29	1:47.819	54.811	3	1:50.944	1 Lap									
43	1:50.658	1:08.351	44	1:44.929	11.836									
19	1:48.854	1:17.673	99	1:44.769	12.397									
7	1:50.511	1:26.966	1	1:45.271	13.868									
4	1:49.299	1:29.415	40	1:46.270	18.789									
3	1:49.964	1:37.155	70	1:44.359	18.935									
9	1:51.725	1:39.542	10	1:44.816	19.938									
<b>Lap 14</b>			9	2:02.567	1 Lap									
75	1:43.579		84	1:45.556	27.267									
44	1:44.646	10.263	89	1:47.098	33.070									
1	1:44.640	11.346	21	1:45.807	34.926									
99	1:44.193	11.404	53	1:45.463	35.304									
40	1:45.930	13.829	55	1:45.345	46.372									
70	1:44.974	17.992	96	1:46.868	46.891									
10	1:45.323	18.486	2	1:47.974	54.829									
84	1:45.361	24.267	13	1:48.827	55.877									
89	1:46.669	27.242	29	1:48.364	1:09.138									
21	1:45.693	31.457	43	1:51.607	1:30.058									
53	1:45.416	32.360	19	1:49.583	1:34.998									
96	1:46.940	41.190	7	1:50.608	1:47.025									
55	1:45.284	44.149	4	1:51.754	1:48.630									
2	1:47.248	46.990												
13	1:47.020	47.605												
29	1:48.168	59.400												
43	1:50.673	1:15.445												
19	1:48.957	1:23.051												
7	1:50.493	1:33.880												
4	1:49.495	1:35.331												
3	1:49.663	1:43.239												



**RFME ESBK 2023**

SBK

Carrera 1

Weather Report

