

Pre Moto3
RFME ESBK 2023
Carrera 2 (14 Laps, 65.2 km.)

Starting Grid

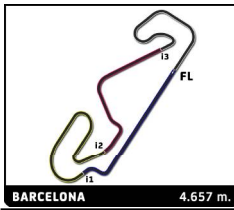
29 R. TRUCHOT	32	25 A. DA SILVA	31	11
16 L. PAPELARD	30	76 I. IBAÑEZ	28	10
11 O. CANTOS	27	34 J. HINOJOSA	25	9
17 E. DUPUIS	24	6 E. BOXBERGER	22	8
18 M. TAMBURINI	21	13 P. VARELA	19	7
98 M. SIEBDRATH	18	7 D. JIMENEZ	20	
77 K. TINEZ	15	49 I. RODRIGUEZ	17	
22 K. DANIEL JR	12	5 I. GALAN	16	6
9 E. KASSIGIAN	9	61 T. BORG	14	
8 N. MIROSLAVOV	6	32 M. LUDEÑA	13	5
71 C. CANO	3	35 M. BERNAL	11	
		26 R. SANJUAN	10	4
		4 F. PALOMERA	8	
		46 A. LUCAS	7	3
		78 H. MIGNOT	5	
		70 I. KARPUSHIN	4	2
		55 M. SANCHEZ	2	
		45 A. LONGARELA	1	1

Pole

Race Director:

Timekeeper:

Yaiza bonet



Pre Moto3

RFME ESBK 2023

Carrera 2 (14 Laps, 65.2 km.)

Classification

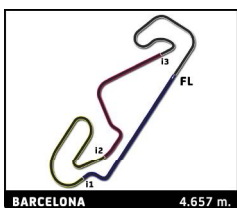
No	Rider	Nat	Team	Bike	Tires	Cl.	Laps	Total Time	Gap	Kph	Best Lap		
											Lap	Time	Kph
1	45 Alex LONGARELA	ESP	IGAXTEAM	BEON	Dunlop	PreMoto3	14	27:13.467	-	143.7	3	1:55.517	145.1
2	46 Alvaro LUCAS	ESP	MRE TALENT	BEON	Dunlop	PreMoto3	14	27:13.490	+0.023	143.7	4	1:55.709	144.9
3	70 Iaroslav KARPUSHIN	EST	FRANCO RACING VHC TEAM LIQUI MOLY	BEON	Dunlop	PreMoto3	14	27:13.537	+0.070	143.7	8	1:55.413	145.3
4	71 Carlos CANO	ESP	QRG MOTOR RACING	BEON	Dunlop	PreMoto3	14	27:13.557	+0.090	143.7	3	1:55.782	144.8
5	55 Michael L. SANCHEZ	USA	MRE TALENT	BEON	Dunlop	PreMoto3	14	27:13.725	+0.258	143.7	3	1:55.742	144.8
6	22 Kristian A. DANIEL JR	USA	BULTACO RACING	BULTACO	Dunlop	PreMoto3	14	27:13.811	+0.344	143.7	3	1:55.405	145.3
7	4 Francisco J. PALOMERA	ESP	MRE TALENT	BEON	Dunlop	PreMoto3	14	27:13.837	+0.370	143.7	8	1:55.592	145.0
8	77 Kerman D. TINEZ	VEN	CUNA DE CAMPEONES	MIR RACING	Dunlop	PreMoto3	14	27:13.953	+0.486	143.6	5	1:55.033	145.7
9	35 Miguel BERNAL	ESP	MDR-ANDIFER	BEON	Dunlop	PreMoto3	14	27:13.962	+0.495	143.6	4	1:55.786	144.8
10	13 Pedro VARELA	PRT	CUNA DE CAMPEONES	MIR RACING	Dunlop	PreMoto3	14	27:14.079	+0.612	143.6	13	1:55.579	145.1
11	8 Nikola MIROSLAVOV	BGR	SP57 RACING TEAM-METMOTO RING PAFING214	BEON	Dunlop	PreMoto3	14	27:27.820	+14.353	142.4	7	1:56.304	144.1
12	61 Travis BORG	MLT	FRANCO RACING VHC TEAM LIQUI MOLY	BEON	Dunlop	PreMoto3	14	27:27.883	+14.416	142.4	4	1:56.778	143.6
13	7 David JIMENEZ	ESP	MDR COMPETICIÓN	BEON	Dunlop	PreMoto3	14	27:28.074	+14.607	142.4	3	1:56.541	143.9
14	30 Jean Kento TURNER	JPN	MIGUEL OLIVEIRA RACING TEAM	BEON	Dunlop	PreMoto3	14	27:28.204	+14.737	142.4	4	1:56.697	143.7
15	9 Elliot KASSIGIAN	FRA	MECAPROJETS TEAM ADO	ERDOG	Dunlop	PreMoto3	14	27:28.301	+14.834	142.4	4	1:56.310	144.1
16	37 Luca M. CASAGRANDE	ITA	ALMA RACING TEAM	BEON	Dunlop	PreMoto3	14	27:28.735	+15.268	142.4	5	1:56.303	144.2
17	5 Ignacio GALAN	ESP	IMPALA HONDA	BEON	Dunlop	PreMoto3	14	27:36.811	+23.344	141.7	7	1:56.447	144.0
18	18 Mathias TAMBURINI	ITA	IGAXTEAM	BEON	Dunlop	PreMoto3	14	27:46.879	+33.412	140.8	12	1:57.350	142.9
19	34 Jacobo HINOJOSA	ESP	QRG MOTOR RACING	BEON	Dunlop	PreMoto3	14	27:46.898	+33.431	140.8	6	1:57.626	142.5
20	17 Enzo DUPUIS	FRA	BRS - BRECHON RACING SCHOOL	BEON	Dunlop	PreMoto3	14	27:47.035	+33.568	140.8	7	1:57.843	142.3
21	11 Oliver CANTOS	ESP	ALMA RACING TEAM	BEON	Dunlop	PreMoto3	14	27:47.083	+33.616	140.8	6	1:57.418	142.8
22	25 Axel DA SILVA	FRA		BEON	Dunlop	PreMoto3	14	28:10.768	+57.301	138.8	4	1:58.652	141.3
23	16 Louis PAPELARD	FRA	BEON	BEON	Dunlop	PreMoto3	14	28:19.585	+1:06.118	138.1	5	1:59.966	139.7
24	66 Quentin MANDINE	FRA	MAD RACING TEAM	BEON	Dunlop	PreMoto3	14	28:19.787	+1:06.320	138.1	11	2:00.511	139.1
25	29 Randy TRUCHOT	FRA	BS RACING	BEON	Dunlop	PreMoto3	14	28:43.612	+1:30.145	136.2	2	2:00.192	139.5
Not classified													
49	Izan RODRIGUEZ	ESP	ETG RACING	BEON	Dunlop	PreMoto3	13	26:11.345			8	1:55.576	145.1
76	Izan IBAÑEZ	ESP	BULTACO RACING	BULTACO	Dunlop	PreMoto3	6	12:00.072			2	1:58.687	141.3
26	Remy SANJUAN	FRA	TEAM MÉCA PROJET ADO	BEON	Dunlop	PreMoto3	4	9:52.240			3	1:56.221	144.3
98	Mika SIEBRATH	DEU	SUPERHUGO 44 TEAM	MIR RACING	Dunlop	PreMoto3	3	6:30.346			2	2:02.935	136.4
78	Henri MIGNOT	FRA	BRS - BRECHON RACING SCHOOL	BEON	Dunlop	PreMoto3	1	3:06.114					
32	Marcos LUDEÑA	ESP	ALM RACING		Dunlop	PreMoto3							
6	Evan BOXBERGER	FRA	JEG RACING	BEON	Dunlop	PreMoto3							

Pole Position:	Alex LONGARELA		
Fastest Lap:	Lap5	Kerman D. TINEZ	1:55.033 145.7 Kph

Published at:

Track Status: **DRY**

Race Director: Rafa Vilarrúbias	Timekeeper: Yaiza bonet
---	-----------------------------------



Pre Moto3

RFME ESBK 2023

Carrera 2 (14 Laps, 65.2 km.)

Classification by Class

No	Rider	Nat	Team	Bike	Laps	Total Time	Gap	Kph	Best Lap		
									Lap	Time	Kph
PreMoto3											
1	45 Alex LONGARELA	ESP	IGAXTEAM	BEON	14	27:13.467		143.7	3	1:55.517	145.1
2	46 Alvaro LUCAS	ESP	MRE TALENT	BEON	14	27:13.490	+0.023	143.7	4	1:55.709	144.9
3	70 Iaroslav KARPUSHIN	EST	FRANCO RACING VHC TEAM LIQUI MOLY	BEON	14	27:13.537	+0.070	143.7	8	1:55.413	145.3
4	71 Carlos CANO	ESP	QRG MOTOR RACING	BEON	14	27:13.557	+0.090	143.7	3	1:55.782	144.8
5	55 Michael L. SANCHEZ	USA	MRE TALENT	BEON	14	27:13.725	+0.258	143.7	3	1:55.742	144.8
6	22 Kristian A. DANIEL JR	USA	BULTACO RACING	BULTACO	14	27:13.811	+0.344	143.7	3	1:55.405	145.3
7	4 Francisco J. PALOMERA	ESP	MRE TALENT	BEON	14	27:13.837	+0.370	143.7	8	1:55.592	145.0
8	77 Kerman D. TINEZ	VEN	CUNA DE CAMPEONES	MIR RACING	14	27:13.953	+0.486	143.6	5	1:55.033	145.7
9	35 Miguel BERNAL	ESP	MDR-ANDIFER	BEON	14	27:13.962	+0.495	143.6	4	1:55.786	144.8
10	13 Pedro VARELA	PRT	CUNA DE CAMPEONES	MIR RACING	14	27:14.079	+0.612	143.6	13	1:55.579	145.1
11	8 Nikola MIROSLAVOV	BGR	SPS7 RACING TEAM-METMOTO RING RACING16	BEON	14	27:27.820	+14.353	142.4	7	1:56.304	144.1
12	61 Travis BORG	MLT	FRANCO RACING VHC TEAM LIQUI MOLY	BEON	14	27:27.883	+14.416	142.4	4	1:56.778	143.6
13	7 David JIMENEZ	ESP	MDR COMPETICIÓN	BEON	14	27:28.074	+14.607	142.4	3	1:56.541	143.9
14	30 Jean Kento TURNER	JPN	MIGUEL OLIVEIRA RACING TEAM	BEON	14	27:28.204	+14.737	142.4	4	1:56.697	143.7
15	9 Elliot KASSIGIAN	FRA	MECAPROJETS TEAM ADO	ERDOG	14	27:28.301	+14.834	142.4	4	1:56.310	144.1
16	37 Luca M. CASAGRANDE	ITA	ALMA RACING TEAM	BEON	14	27:28.735	+15.268	142.4	5	1:56.303	144.2
17	5 Ignacio GALAN	ESP	IMPALA HONDA	BEON	14	27:36.811	+23.344	141.7	7	1:56.447	144.0
18	Mathias TAMBURINI	ITA	IGAXTEAM	BEON	14	27:46.879	+33.412	140.8	12	1:57.350	142.9
19	34 Jacobo HINOJOSA	ESP	QRG MOTOR RACING	BEON	14	27:46.898	+33.431	140.8	6	1:57.626	142.5
20	17 Enzo DUPUIS	FRA	BRS - BRECHON RACING SCHOOL	BEON	14	27:47.035	+33.568	140.8	7	1:57.843	142.3
21	11 Oliver CANTOS	ESP	ALMA RACING TEAM	BEON	14	27:47.083	+33.616	140.8	6	1:57.418	142.8
22	25 Axel DA SILVA	FRA			14	28:10.768	+57.301	138.8	4	1:58.652	141.3
23	16 Louis PAPELARD	FRA	BEON	BEON	14	28:19.585	+106.118	138.1	5	1:59.966	139.7
24	66 Quentin MANDINE	FRA	MAD RACING TEAM	BEON	14	28:19.787	+106.320	138.1	11	2:00.511	139.1
25	29 Randy TRUCHOT	FRA	BS RACING	BEON	14	28:43.612	+130.145	136.2	2	2:00.192	139.5
Not classified											
49	Izan RODRIGUEZ	ESP	ETG RACING	BEON	13	26:11.345	1 Lap		8	1:55.576	145.1
76	Izan IBANEZ	ESP	BULTACO RACING	BULTACO	6	12:00.072	8 Laps		2	1:58.687	141.3
26	Remy SANJUAN	FRA	TEAM MÉCA PROJET ADO	BEON	4	9:52.240	10 Laps		3	1:56.221	144.3
98	Mika SIEBDRATH	DEU	SUPERHUGO 44 TEAM	MIR RACING	3	6:30.346	11 Laps		2	2:02.935	136.4
78	Henri MIGNOT	FRA	BRS - BRECHON RACING SCHOOL	BEON	1	3:06.114	13 Laps				
32	Marcos LUDEÑA	ESP	ALM RACING				14 Laps				
6	Evan BOXBERGER	FRA	JEG RACING	BEON			14 Laps				

Published at:

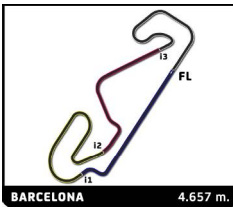
Track Status: **DRY**

Race Director:

Rafa Vilarrúbias

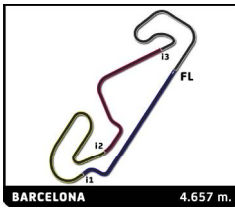
Timekeeper:

Yaiza bonet



Pre Moto3
RFME ESBK 2023
Carrera 2
Lap Chart

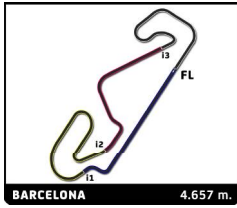
No	Pos	Grid	Lap													
			1	2	3	4	5	6	7	8	9	10	11	12	13	14
45	1	45	45	46	45	46	46	55	45	45	45	45	46	55	45	45
55	2	55	55	55	55	71	55	71	46	46	55	71	71	46	71	46
71	3	71	71	71	71	55	45	46	71	55	71	46	45	22	22	70
70	4	70	70	45	46	70	71	45	55	71	77	70	70	71	77	71
78	5	78	46	70	70	45	70	22	22	77	46	22	55	77	13	55
8	6	8	26	77	22	22	22	70	77	49	22	55	22	70	46	22
46	7	46	13	26	35	35	35	49	13	22	70	77	35	45	70	4
4	8	4	4	35	26	49	49	13	49	70	49	49	77	4	55	77
9	9	9	35	22	77	13	13	77	35	13	4	4	4	35	4	35
26	10	26	5	49	49	4	77	4	70	4	13	13	49	49	35	13
35	11	35	77	13	13	77	4	35	4	35	35	35	13	13	8	8
22	12	22	49	4	4	61	61	61	61	61	7	8	8	8	61	61
32	13	32	18	30	61	30	30	30	30	7	30	30	61	61	9	7
61	14	61	22	61	30	7	7	7	7	9	61	61	30	9	30	30
77	15	77	61	34	7	9	9	9	9	30	8	7	9	30	7	9
5	16	5	34	11	34	37	37	37	37	37	9	9	7	7	37	37
49	17	49	30	9	11	34	8	8	8	8	37	37	37	37	5	5
98	18	98	9	37	9	11	34	11	34	5	5	5	5	5	17	18
13	19	13	37	7	37	8	11	34	11	34	34	34	11	17	18	34
7	20	7	11	76	76	76	76	76	5	11	11	11	34	34	34	17
18	21	18	7	17	17	17	17	17	17	17	17	17	17	11	11	11
6	22	6	76	25	8	25	25	5	25	18	18	18	18	18	25	25
37	23	37	17	8	25	5	5	25	18	25	25	25	25	25	49	16
17	24	17	25	16	16	18	18	18	16	16	16	16	16	16	16	66
34	25	34	16	29	5	16	16	16	66	66	66	66	66	66	66	29
30	26	30	66	66	29	29	29	29	29	29	29	29	29	29	29	29
11	27	11	29	5	66	66	66	66	66	66	66	66	66	66	66	66
76	28	76	98	98	18	26										
66	29	66	8	18	98											
16	30	16	78													
25	31	25														
29	32	29														



Pre Moto3
RFME ESBK 2023
Carrera 2

Best Sector Times

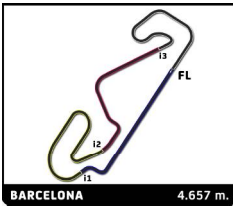
Sector 1			Sector 2			Sector 3			Pos	No Rider	Ideal Lap	Best Lap
Pos	No Rider	Time	No Rider	Time	No Rider	Time						
1	45 A.LONGARELA	21.276	46 A.LUCAS	35.131	77 K.TINEZ	24.034	1	77 K.TINEZ	1:54.793	1:55.033	(1)	
2	77 K.TINEZ	21.469	77 K.TINEZ	35.165	49 I.RODRIGUEZ	24.074	2	45 A.LONGARELA	1:54.888	1:55.517	(4)	
3	35 M.BERNAL	21.512	22 K.DANIEL JR	35.179	71 C.CANO	24.078	3	46 A.LUCAS	1:54.944	1:55.709	(8)	
4	7 D.JIMENEZ	21.515	55 M.SANCHEZ	35.224	55 M.SANCHEZ	24.094	4	55 M.SANCHEZ	1:55.028	1:55.742	(9)	
5	22 K.DANIEL JR	21.571	45 A.LONGARELA	35.242	46 A.LUCAS	24.122	5	22 K.DANIEL JR	1:55.034	1:55.405	(2)	
6	55 M.SANCHEZ	21.581	13 P.VARELA	35.246	13 P.VARELA	24.139	6	70 I.KARPUSHIN	1:55.181	1:55.413	(3)	
7	4 F.PALOMERA	21.583	71 C.CANO	35.257	70 I.KARPUSHIN	24.151	7	4 F.PALOMERA	1:55.223	1:55.592	(7)	
8	70 I.KARPUSHIN	21.596	4 F.PALOMERA	35.268	5 I.GALAN	24.189	8	13 P.VARELA	1:55.279	1:55.579	(6)	
9	13 P.VARELA	21.598	70 I.KARPUSHIN	35.280	45 A.LONGARELA	24.190	9	49 I.RODRIGUEZ	1:55.284	1:55.576	(5)	
10	46 A.LUCAS	21.628	49 I.RODRIGUEZ	35.288	35 M.BERNAL	24.198	10	35 M.BERNAL	1:55.325	1:55.786	(11)	
11	61 T.BORG	21.679	35 M.BERNAL	35.352	26 R.SANJUAN	24.208	11	71 C.CANO	1:55.439	1:55.782	(10)	
12	49 I.RODRIGUEZ	21.703	30 J.TURNER	35.412	22 K.DANIEL JR	24.218	12	26 R.SANJUAN	1:55.942	1:56.221	(12)	
13	9 E.KASSIGIAN	21.717	9 E.KASSIGIAN	35.458	4 F.PALOMERA	24.231	13	9 E.KASSIGIAN	1:55.988	1:56.310	(15)	
14	71 C.CANO	21.761	5 I.GALAN	35.459	61 T.BORG	24.287	14	5 I.GALAN	1:55.995	1:56.447	(16)	
15	8 N.MIROSLAVOV	21.772	8 N.MIROSLAVOV	35.470	8 N.MIROSLAVOV	24.293	15	8 N.MIROSLAVOV	1:56.002	1:56.304	(14)	
16	37 L.CASAGRANDE	21.784	37 L.CASAGRANDE	35.479	18 M.TAMBURINI	24.352	16	7 D.JIMENEZ	1:56.097	1:56.541	(17)	
17	18 M.TAMBURINI	21.797	26 R.SANJUAN	35.508	11 O.CANTOS	24.421	17	61 T.BORG	1:56.149	1:56.778	(19)	
18	26 R.SANJUAN	21.894	61 T.BORG	35.557	34 J.HINOJOSA	24.450	18	37 L.CASAGRANDE	1:56.256	1:56.303	(13)	
19	30 J.TURNER	21.960	7 D.JIMENEZ	35.580	30 J.TURNER	24.453	19	30 J.TURNER	1:56.323	1:56.697	(18)	
20	34 J.HINOJOSA	21.972	18 M.TAMBURINI	35.796	9 E.KASSIGIAN	24.468	20	18 M.TAMBURINI	1:56.554	1:57.350	(20)	
21	5 I.GALAN	21.994	11 O.CANTOS	35.814	37 L.CASAGRANDE	24.479	21	11 O.CANTOS	1:57.016	1:57.418	(21)	
22	11 O.CANTOS	21.995	34 J.HINOJOSA	35.831	7 D.JIMENEZ	24.486	22	34 J.HINOJOSA	1:57.163	1:57.626	(22)	
23	76 I.IBAÑEZ	22.160	17 E.DUPOUIS	35.896	17 E.DUPOUIS	24.567	23	17 E.DUPOUIS	1:57.683	1:57.843	(23)	
24	25 A.DA SILVA	22.178	76 I.IBAÑEZ	36.219	25 A.DA SILVA	24.755	24	25 A.DA SILVA	1:58.377	1:58.652	(24)	
25	16 L.PAPELARD	22.208	25 A.DA SILVA	36.371	76 I.IBAÑEZ	24.791	25	76 I.IBAÑEZ	1:58.468	1:58.687	(25)	
26	17 E.DUPOUIS	22.227	16 L.PAPELARD	36.430	29 R.TRUCHOT	25.171	26	16 L.PAPELARD	1:59.365	1:59.966	(26)	
27	29 R.TRUCHOT	22.576	29 R.TRUCHOT	36.516	66 Q.MANDINE	25.175	27	66 Q.MANDINE	2:00.082	2:00.511	(28)	
28	66 Q.MANDINE	22.624	66 Q.MANDINE	36.559	16 L.PAPELARD	25.255	28	29 R.TRUCHOT	2:00.136	2:00.192	(27)	
29	98 M.SIEBRATH	22.700	98 M.SIEBRATH	37.482	98 M.SIEBRATH	25.673	29	98 M.SIEBRATH	2:02.055	2:02.935	(29)	



Pre Moto3
RFME ESBK 2023
Carrera 2

Best Top Speed

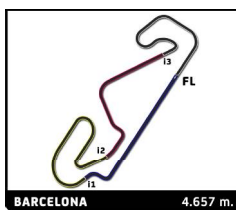
No Rider	Team	Class	Top 1		Top 2		Top 3		Top 4		Top 5		Avg
			Kph	Lap	Kph	Lap	Kph	Lap	Kph	Lap	Kph	Lap	
4 Francisco J. PALOMERA	MRE TALENT	PreMoto3	222.3	9	221.4	8	221.4	6	220.5	10	220.1	11	221.1
13 Pedro VARELA	CUNA DE CAMPEONES	PreMoto3	221.0	9	220.5	10	219.2	4	218.8	12	217.9	6	219.5
45 Alex LONGARELA	IGAXTEAM	PreMoto3	221.0	13	213.2	5	211.9	11	211.5	8	210.3	3	213.6
61 Travis BORG	FRANCO RACING VHC TEAM LIQUI MOLY	PreMoto3	221.0	2	213.2	4	212.8	3	212.3	13	211.5	9	214.2
35 Miguel BERNAL	MDR-ANDIFER	PreMoto3	220.5	9	219.6	8	216.1	12	216.1	3	215.7	14	217.6
7 David JIMENEZ	MDR COMPETICIÓN	PreMoto3	220.1	2	216.1	13	215.7	8	215.3	3	214.9	9	216.4
70 Iaroslav KARPUSHIN	FRANCO RACING VHC TEAM LIQUI MOLY	PreMoto3	220.1	9	219.6	8	216.1	13	214.0	2	213.2	6	216.6
49 Izan RODRIGUEZ	ETG RACING	PreMoto3	218.8	12	216.6	10	216.1	11	215.3	9	214.0	8	216.2
26 Remy SANJUAN	TEAM MÉCA PROJET ADO	PreMoto3	218.3	4	207.1	3	205.5	2					210.3
11 Oliver CANTOS	ALMA RACING TEAM	PreMoto3	217.9	2	217.0	14	210.7	13	207.9	6	205.1	3	211.7
18 Mathias TAMBURINI	IGAXTEAM	PreMoto3	217.4	2	214.4	13	212.3	3	211.9	4	211.1	12	213.4
17 Enzo DUPUIS	BRS - BRECHON RACING SCHOOL	PreMoto3	216.1	2	214.0	14	212.3	3	208.7	4	207.5	11	211.7
22 Kristian A. DANIEL JR	BULTACO RACING	PreMoto3	216.1	2	215.3	7	214.4	11	214.0	9	214.0	8	214.8
37 Luca M. CASAGRANDE	ALMA RACING TEAM	PreMoto3	216.1	9	215.3	2	214.4	11	214.4	7	214.0	10	214.8
8 Nikola MIROSLAVOV	SP57 RACING TEAM-METMOTO RING RACING16	PreMoto3	215.7	2	213.2	9	211.9	13	211.1	3	210.7	12	212.5
46 Alvaro LUCAS	MRE TALENT	PreMoto3	215.7	7	215.3	2	213.2	9	213.2	6	212.8	4	214.0
77 Kerman D. TINEZ	CUNA DE CAMPEONES	PreMoto3	215.7	14	215.7	12	215.3	6	214.0	7	213.6	11	214.9
25 Axel DA SILVA		PreMoto3	215.3	2	213.2	3	212.8	4	209.5	7	207.1	6	211.6
55 Michael L. SANCHEZ	MRE TALENT	PreMoto3	215.3	14	214.9	8	214.9	6	214.0	5	213.6	9	214.5
9 Elliot KASSIGIAN	MECAPROJETS TEAM ADO	PreMoto3	214.9	8	214.0	9	214.0	6	213.6	7	213.6	2	214.0
16 Louis PAPELARD	BEON	PreMoto3	214.4	2	211.1	5	211.1	3	207.9	4	207.1	6	210.3
71 Carlos CANO	QRG MOTOR RACING	PreMoto3	214.0	5	213.2	3	213.2	2	211.5	4	211.1	11	212.6
30 Jean Kento TURNER	MIGUEL OLIVEIRA RACING TEAM	PreMoto3	213.2	2	211.1	9	210.3	14	209.5	5	209.1	12	210.6
76 Izan IBÁÑEZ	BULTACO RACING	PreMoto3	212.8	2	210.3	3	207.1	4	205.5	5	203.6	6	207.9
5 Ignacio GALAN	IMPALA HONDA	PreMoto3	211.9	2	207.9	4	207.5	3	205.9	7	205.5	6	207.7
34 Jacobo HINOJOSA	QRG MOTOR RACING	PreMoto3	211.9	2	210.3	14	209.1	6	207.5	13	206.7	7	209.1
29 Randy TRUCHOT	BS RACING	PreMoto3	210.3	4	208.7	2	201.3	3	200.6	8	200.6	5	204.3
66 Quentin MANDINE	MAD RACING TEAM	PreMoto3	207.9	4	206.7	6	206.7	2	205.9	14	204.0	3	206.2
98 Mika SIEBDRATH	SUPERHUGO 44 TEAM	PreMoto3	207.1	2	174.2	3							190.7
6 Evan BOXBERGER	JEG RACING	PreMoto3											
32 Marcos LUDEÑA	ALM RACING	PreMoto3											
78 Henri MIGNOT	BRS - BRECHON RACING SCHOOL	PreMoto3											



Pre Moto3
RFME ESBK 2023
Carrera 2

Fastest Lap Sequence

Elapsed	No Rider	Team	Bike	Class	Time	Kph	Lap
3:56.501	46 Alvaro LUCAS	MRE TALENT	BEON	PreMoto3	1:56.283	144.2	2
3:57.712	77 Kerman D. TINEZ	CUNA DE CAMPEONES	MIR RACING	PreMoto3	1:55.932	144.6	2
3:58.029	22 Kristian A. DANIEL JR	BULTACO RACING	BULTACO	PreMoto3	1:55.734	144.9	2
5:52.099	45 Alex LONGARELA	IGAXTEAM	BEON	PreMoto3	1:55.517	145.1	3
5:53.434	22 Kristian A. DANIEL JR	BULTACO RACING	BULTACO	PreMoto3	1:55.405	145.3	3
9:46.272	77 Kerman D. TINEZ	CUNA DE CAMPEONES	MIR RACING	PreMoto3	1:55.033	145.7	5



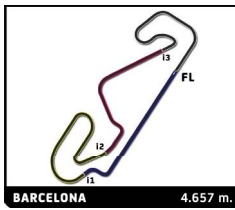
Pre Moto3

RFME ESBK 2023

Carrera 2

Sector Analysis

Lap	Time	Sector 1	Sector 2	Sector 3	Sector 4	T.Spd	Lap	Time	Sector 1	Sector 2	Sector 3	Sector 4	T.Spd
45 Alex LONGARELA ESP													
IGAXTEAM BEON													
1	1:59.089	24.488	35.646	24.353	34.602		4	1:56.053	21.761	35.572	24.377	34.343	211.5
2	1:57.493	22.352	35.840	24.446	34.855	205.9	5	1:56.891	21.909	35.713	24.316	34.953	214.0
3	1:55.517	21.499	35.408	24.322	34.288	210.3	6	1:56.667	21.858	35.609	24.540	34.660	209.5
4	1:56.630	22.289	35.937	24.224	34.180	205.5	7	1:56.100	22.066	35.491	24.155	34.388	205.9
5	1:56.484	21.436	35.981	24.190	34.877	213.2	8	1:55.966	22.058	35.257	24.194	34.457	207.9
6	1:56.911	22.012	35.760	24.331	34.808	207.9	9	1:56.030	21.903	35.571	24.078	34.478	209.9
7	1:55.797	21.631	35.330	24.353	34.483	207.5	10	1:56.659	22.268	35.662	24.211	34.518	209.1
8	1:55.765	21.809	35.242	24.293	34.421	211.5	11	1:56.696	21.839	35.439	24.735	34.683	211.1
9	1:56.315	21.881	35.524	24.240	34.670	209.1	12	1:56.770	21.860	35.598	24.647	34.665	210.3
10	1:56.633	22.126	35.586	24.305	34.616	208.3	13	1:56.187	22.127	35.322	24.220	34.518	209.1
11	1:56.807	21.811	35.635	24.761	34.600	211.9	14	1:57.197	21.831	35.602	24.812	34.952	209.5
12	1:57.229	22.365	35.725	24.300	34.839	195.5							
13	1:55.592	21.276	35.413	24.391	34.512	221.0							
14	1:57.205	22.056	35.376	24.896	34.877	209.5							
46 Alvaro LUCAS ESP													
MRE TALENT BEON													
1	2:00.218	25.702	35.670	24.549	34.297								
2	1:56.283	21.628	35.300	24.368	34.987	215.3							
3	1:55.846	22.307	35.354	24.122	34.063	205.5							
4	1:55.709	21.915	35.177	24.306	34.311	212.8							
5	1:57.127	22.321	35.395	24.465	34.946	205.5							
6	1:56.804	22.553	35.296	24.231	34.724	213.2							
7	1:55.985	21.909	35.366	24.276	34.434	215.7							
8	1:55.812	21.996	35.131	24.280	34.405	211.9							
9	1:56.310	21.977	35.838	24.171	34.324	213.2							
10	1:56.651	22.627	35.358	24.392	34.274	209.1							
11	1:56.592	22.037	35.363	24.460	34.732	212.3							
12	1:56.715	22.094	35.495	24.439	34.687	206.3							
13	1:56.576	22.349	35.848	24.187	34.192	209.5							
14	1:56.862	22.066	35.135	24.852	34.809	209.9							
70 Iaroslav KARPUSHIN EST													
FRANDO RACING VHC TEAM LIQUI M BEON													
1	1:59.494	25.033	35.789	24.280	34.392								
2	1:57.135	21.596	35.896	24.678	34.965	214.0							
3	1:55.885	22.093	35.324	24.211	34.257	206.3							
4	1:55.991	22.050	35.618	24.169	34.154	209.1							
5	1:56.922	22.036	35.893	24.189	34.804	209.5							
6	1:56.870	22.200	35.787	24.359	34.524	213.2							
7	1:56.808	22.447	35.788	24.151	34.422	208.3							
8	1:55.413	21.639	35.280	24.164	34.330	219.6							
9	1:55.949	21.680	35.507	24.489	34.273	220.1							
10	1:56.440	21.872	35.887	24.336	34.345	212.3							
11	1:56.556	21.802	35.530	24.592	34.632	212.8							
12	1:57.005	21.779	35.861	24.526	34.839	209.1							
13	1:56.299	21.733	35.907	24.458	34.201	216.1							
14	1:56.770	21.907	35.634	24.539	34.690	206.7							
71 Carlos CANO ESP													
QRG MOTOR RACING BEON													
1	1:59.364	24.828	35.757	24.273	34.506								
2	1:57.195	21.817	35.669	24.663	35.046	213.2							
3	1:55.782	21.975	35.279	24.167	34.361	213.2							
55 Michael L. SANCHEZ USA													
MRE TALENT BEON													
1	1:59.270	24.743	35.546	24.383	34.598								
2	1:57.238	22.088	35.438	24.648	35.064	209.1							
3	1:55.742	21.934	35.224	24.236	34.348	211.5							
4	1:56.145	21.967	35.542	24.303	34.333	207.1							
5	1:56.793	21.694	35.619	24.489	34.991	214.0							
6	1:56.751	22.218	35.510	24.339	34.684	214.9							
7	1:56.170	22.340	35.423	24.108	34.299	200.6							
8	1:55.794	21.850	35.345	24.094	34.505	214.9							
9	1:56.112	21.616	35.715	24.153	34.628	213.6							
10	1:57.009	22.717	35.778	24.277	34.237	205.9							
11	1:56.536	22.112	35.586	24.460	34.378	210.7							
12	1:56.446	21.581	35.606	24.563	34.696	210.7							
13	1:56.820	22.482	35.903	24.306	34.129	204.7							
14	1:56.899	21.799	35.669	24.460	34.971	215.3							
22 Kristian A. DANIEL JR USA													
BULTACO RACING BULTACO													
1	2:02.295	27.197	36.121	24.585	34.392								
2	1:55.734	21.978	35.179	24.218	34.359	216.1							
3	1:55.405	21.615	35.381	24.293	34.116	211.1							
4	1:55.608	21.928	35.389	24.225	34.066	205.9							
5	1:56.512	21.571	35.758	24.269	34.914	210.3							
6	1:56.694	22.011	35.657	24.390	34.636	210.7							
7	1:56.003	21.889	35.574	24.303	34.237	215.3							
8	1:56.167	21.934	35.396	24.690	34.147	214.0							
9	1:55.979	21.617	35.630	24.617	34.115	214.0							
10	1:56.600	22.127	35.436	24.618	34.419	209.1							
11	1:56.576	21.965	35.396	24.597	34.618	214.4							
12	1:56.597	22.068	35.391	24.458	34.680	212.8							
13	1:56.257	22.229	35.360	24.232	34.436	210.7							
14	1:57.384	22.138	35.619	24.830	34.797	210.7							
4 Francisco J. PALOMERA ESP													
MRE TALENT BEON													
1	2:01.664	25.798	36.371	24.712	34.783								
2	1:57.023	22.218	35.826	24.284	34.695	209.1							
3	1:55.776	21.760	35.349	24.247	34.420	218.3							
4	1:56.233	21.737	35.583	24.320	34.593	215.7							
5	1:55.774	21.660	35.478	24.386	34.250	217.0							
6	1:56.352	21.817	35.637	24.428	34.470	221.4							
7	1:56.482	22.028	35.658	24.231	34.565	214.9							
8	1:55.592	21.605	35.268	24.415	34.304	221.4							
9	1:56.132	21.583	35.722	24.344	34.483	222.3							



Pre Moto3
RFME ESBK 2023
Carrera 2
Sector Analysis

— Invalidated Lap ■ Personal Best ■ Session Best B Crossing the pit lane

Lap	Time	Sector 1	Sector 2	Sector 3	Sector 4	T.Spd
10	1:56.565	21.900	35.845	24.285	34.535	220.5
11	1:56.510	21.615	35.457	24.767	34.671	220.1
12	1:56.760	21.807	35.524	24.374	35.055	213.6
13	1:56.241	21.816	35.688	24.596	34.141	213.6
14	1:56.733	21.866	35.721	24.603	34.543	218.8

77 **Kerman D. TINEZ** VEN
CUNA DE CAMPEONES MIR RACING

1	2:01.780	26.486	36.466	24.268	34.560	
2	1:55.932	21.873	35.390	24.339	34.330	211.1
3	1:56.236	21.888	35.566	24.287	34.495	211.1
4	1:57.291	21.985	35.565	24.189	35.552	210.3
5	1:55.033	21.469	35.165	24.034	34.365	213.6
6	1:56.345	21.936	35.641	24.423	34.345	215.3
7	1:55.696	21.779	35.499	24.238	34.180	214.0
8	1:55.796	22.001	35.298	24.372	34.125	211.9
9	1:55.951	21.571	35.701	24.164	34.515	213.2
10	1:57.161	22.571	35.800	24.428	34.362	209.1
11	1:56.828	21.749	35.497	24.947	34.635	213.6
12	1:56.203	21.706	35.539	24.350	34.608	215.7
13	1:56.289	22.020	35.778	24.142	34.349	209.1
14	1:57.412	21.695			35.056	215.7

35 **Miguel BERNAL** ESP
MDR-ANDIFER BEON

1	2:01.701	26.474	36.283	24.345	34.599	
2	1:56.278	22.228	35.352	24.325	34.373	210.7
3	1:55.915	21.512	35.403	24.395	34.605	216.1
4	1:55.786	21.778	35.505	24.240	34.263	213.6
5	1:56.238	21.839	35.619	24.436	34.344	210.3
6	1:57.106	22.128	35.554	24.527	34.897	215.3
7	1:56.022	21.943	35.414	24.198	34.467	214.4
8	1:56.054	21.859	35.471	24.417	34.307	219.6
9	1:56.371	21.567	35.771	24.322	34.711	220.5
10	1:56.544	21.797	35.769	24.303	34.675	215.7
11	1:55.898	21.662	35.508	24.339	34.389	214.9
12	1:56.956	22.209	35.733	24.329	34.685	216.1
13	1:56.625	21.986	35.755	24.585	34.299	215.3
14	1:56.468	21.644	35.437	24.541	34.846	215.7

13 **Pedro VARELA** PRT
CUNA DE CAMPEONES MIR RACING

1	2:01.600	25.968	36.218	24.515	34.899	
2	1:57.026	22.178	35.785	24.307	34.756	207.9
3	1:55.742	21.691	35.361	24.293	34.397	216.1
4	1:56.158	21.991	35.544	24.140	34.483	219.2
5	1:55.634	21.736	35.371	24.150	34.377	214.0
6	1:56.373	21.888	35.246	24.442	34.797	217.9
7	1:56.078	21.986	35.452	24.217	34.423	210.7
8	1:56.213	21.974	35.489	24.304	34.446	209.5
9	1:56.238	21.620	35.424	24.464	34.730	221.0
10	1:56.572	21.988	35.801	24.315	34.468	220.5
11	1:56.672	21.768	35.596	24.515	34.793	216.1
12	1:56.694	21.698	35.906	24.357	34.733	218.8
13	1:55.579	21.598	35.546	24.139	34.296	215.3
14	1:57.500	22.161	35.871	24.539	34.929	215.7

8 **Nikola MIROSLAVOV** BGR
SP57 RACING TEAM-METMOTO RING BEON

1	2:09.075	33.678	36.381	24.511	34.505	
2	1:57.172	21.861	35.563	25.088	34.660	215.7
3	1:56.756	21.772	35.644	24.332	35.008	211.1
4	1:56.550	22.025	35.685	24.346	34.494	207.5
5	1:56.476	21.874	35.597	24.293	34.712	208.7
6	1:56.807	22.037	35.760	24.493	34.517	205.9
7	1:56.304	21.918	35.607	24.312	34.467	207.9
8	1:56.320	21.884	35.593	24.356	34.487	209.1
9	1:56.959	21.800	35.795	24.363	35.001	213.2
10	1:56.769	22.031	35.470	24.479	34.789	205.5
11	1:57.466	22.046	35.678	24.891	34.851	205.1
12	1:57.138	22.008	35.836	24.596	34.698	210.7
13	1:57.091	21.936	35.775	24.590	34.790	211.9
14	1:56.937	21.939	35.528	24.609	34.861	209.1

61 **Travis BORG** MLT
FRANCO RACING VHC TEAM LIQUI M BEON

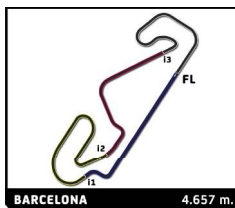
1	2:02.371	26.661	36.478	24.606	34.626	
2	1:58.706	22.024	35.594	24.287	36.801	221.0
3	1:57.047	21.853	35.715	24.745	34.734	212.8
4	1:56.778	21.857	35.557	24.607	34.757	213.2
5	1:56.855	21.947	35.612	24.601	34.695	211.5
6	1:57.521	22.110	35.957	24.724	34.730	210.7
7	1:57.199	21.852	35.724	24.773	34.850	210.7
8	1:57.719	22.322	35.775	24.658	34.964	209.1
9	1:58.146	22.108	36.417	24.626	34.995	211.5
10	1:57.084	21.762	35.643	24.592	35.087	209.5
11	1:57.323	21.717	35.640	25.130	34.836	210.7
12	1:57.101	21.838	36.153	24.459	34.651	211.1
13	1:57.117	21.751	36.226	24.413	34.727	212.3
14	1:56.916	21.679	36.102	24.504	34.631	211.1

7 **David JIMENEZ** ESP
MDR COMPETICIÓN BEON

1	2:04.223	27.272	36.404	25.637	34.910	
2	1:58.127	21.809	36.511	24.732	35.075	220.1
3	1:56.541	21.515	35.815	24.590	34.621	215.3
4	1:57.117	21.842	35.785	24.517	34.973	214.4
5	1:56.935	21.872	35.755	24.549	34.759	212.8
6	1:57.009	21.777	35.580	24.650	35.002	214.4
7	1:56.853	22.022	35.647	24.588	34.596	214.0
8	1:57.588	21.824	36.130	24.753	34.881	215.7
9	1:57.784	21.738	36.108	24.954	34.984	214.9
10	1:57.476	22.143	36.029	24.486	34.818	206.7
11	1:57.471	22.253	35.683	24.792	34.743	209.9
12	1:57.410	22.222	35.783	24.653	34.752	210.7
13	1:56.861	21.909	35.824	24.612	34.516	216.1
14	1:56.679	21.686	35.829	24.590	34.574	213.6

30 **Jean Kento TURNER** JPN
MIGUEL OLIVEIRA RACING TEAM BEON

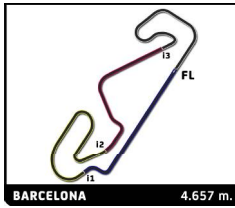
1	2:03.614	27.090	36.469	25.402	34.653	
2	1:57.359	22.057	35.910	24.536	34.856	213.2
3	1:57.419	22.262	35.521	24.847	34.789	208.3



Pre Moto3
RFME ESBK 2023
Carrera 2
Sector Analysis

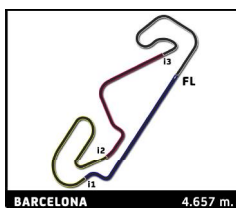
Lap	Time	Sector 1	Sector 2	Sector 3	Sector 4	T.Spd	Lap	Time	Sector 1	Sector 2	Sector 3	Sector 4	T.Spd
4	1:56.697	22.199	35.412	24.584	34.502	206.7	10	1:57.218	22.265	35.661	24.547	34.745	202.5
5	1:57.155	22.392	35.584	24.681	34.498	209.5	11	1:57.249	22.312	35.632	24.546	34.759	202.5
6	1:57.357	22.268	35.492	24.689	34.908	205.9	12	1:57.180	22.142	35.651	24.725	34.662	204.0
7	1:56.959	22.225	35.443	24.609	34.682	205.5	13	1:57.186	22.214	35.745	24.665	34.562	203.6
8	1:58.056	22.376	36.226	24.580	34.874	208.3	14	1:57.784	22.332	35.819	24.672	34.961	203.6
9	1:57.603	21.960	35.941	24.798	34.904	211.1	18 Mathias TAMBURINI ITA						
10	1:57.044	22.436	35.516	24.453	34.639	207.5	IGAXTEAM BEON						
11	1:57.658	22.316	35.573	24.909	34.860	204.0	1	2:02.198	26.712	36.298	24.579	34.609	
12	1:57.296	22.306	35.742	24.698	34.550	209.1	2	2:10.740	21.824	35.814	24.352	48.750	217.4
13	1:57.039	22.118	35.776	24.575	34.570	206.3	3	1:58.020	22.198	36.133	24.805	34.884	212.3
14	1:56.948	22.016	35.598	24.784	34.550	210.3	4	1:57.361	21.853	35.932	24.581	34.995	211.9
9 Elliot KASSIGIAN FRA							5	1:57.690	22.133	35.861	24.762	34.934	209.5
MECA PROJETS TEAM ADO ERDOG							6	1:58.033	22.285	36.013	24.711	35.024	207.9
1	2:03.622	26.247	36.716	25.236	35.423		7	1:57.943	22.185	35.823	24.842	35.093	207.5
2	1:58.354	22.270	36.246	24.756	35.082	213.6	8	1:58.107	22.061	36.084	24.773	35.189	210.3
3	1:57.937	22.260	35.855	24.590	35.232	210.7	9	1:57.912	22.087	36.040	24.862	34.923	208.3
4	1:56.310	21.957	35.458	24.550	34.345	209.9	10	1:58.179	22.039	36.164	24.825	35.151	208.3
5	1:56.805	21.717	35.921	24.468	34.699	210.7	11	1:57.787	22.066	36.063	24.787	34.871	209.1
6	1:57.028	21.731	35.772	24.522	35.003	214.0	12	1:57.350	22.021	35.796	24.661	34.872	211.1
7	1:56.824	22.019	35.738	24.575	34.492	213.6	13	1:57.471	21.797	36.028	24.623	35.023	214.4
8	1:57.580	22.021	36.067	24.633	34.859	214.9	14	1:58.088	22.124	35.959	24.885	35.120	209.5
9	1:58.067	21.823	36.598	24.690	34.956	214.0	34 Jacobo HINOJOSA ESP						
10	1:57.251	22.183	35.823	24.543	34.702	205.9	QRG MOTOR RACING BEON						
11	1:57.228	21.890	35.718	24.712	34.908	211.9	1	2:03.546	26.960	36.405	24.787	35.394	
12	1:56.953	21.874	35.985	24.576	34.518	210.3	2	1:58.380	21.998	36.394	24.832	35.156	211.9
13	1:57.094	21.878	36.096	24.686	34.434	208.3	3	1:57.955	22.198	36.142	24.450	35.165	206.3
14	1:57.248	22.283	35.765	24.568	34.632	208.3	4	1:57.741	22.277	35.831	24.590	35.043	205.1
37 Luca M. CASAGRANDE ITA							5	1:58.847	22.331	36.407	25.033	35.076	204.0
ALMA RACING TEAM BEON							6	1:57.626	21.972	36.127	24.617	34.910	209.1
1	2:03.884	27.500	36.598	25.051	34.735		7	1:59.023	22.011	36.331	25.072	35.609	206.7
2	1:58.239	22.086	36.247	24.788	35.118	215.3	8	2:00.117	22.637	36.575	25.141	35.764	200.6
3	1:57.923	21.970	36.490	24.545	34.918	209.5	9	1:58.520	22.185	36.123	24.891	35.321	205.9
4	1:56.775	21.802	35.719	24.505	34.749	209.5	10	1:59.904	22.628	36.527	25.089	35.660	199.5
5	1:56.303	21.831	35.479	24.479	34.514	211.9	11	1:59.990	22.446	36.947	25.235	35.362	201.3
6	1:57.126	22.062	35.592	24.494	34.978	206.7	12	1:58.608	22.481	36.245	24.839	35.043	201.7
7	1:57.154	22.147	35.592	24.575	34.840	214.4	13	1:58.812	22.201	36.514	24.891	35.206	207.5
8	1:57.474	21.834	36.082	24.667	34.891	214.0	14	1:57.829	22.210	35.847	24.764	35.008	210.3
9	1:58.054	22.037	36.107	24.909	35.001	216.1	17 Enzo DUPUIS FRA						
10	1:57.328	22.041	35.796	24.642	34.849	214.0	BRS - BRECHON RACING SCHOOL BEON						
11	1:57.298	21.859	35.727	24.687	35.025	214.4	1	2:05.451	27.937	37.194	25.014	35.306	
12	1:57.477	22.068	35.768	24.688	34.953	212.8	2	1:58.963	22.227	36.516	24.742	35.478	216.1
13	1:56.921	21.833	35.658	24.674	34.756	211.1	3	1:58.567	22.428	36.273	24.789	35.077	212.3
14	1:56.779	21.784	35.648	24.509	34.838	213.6	4	1:58.461	22.390	36.154	24.607	35.310	208.7
5 Ignacio GALAN ESP							5	1:59.282	22.712	36.338	24.582	35.650	206.7
IMPALA HONDA BEON							6	1:59.375	22.699	36.496	24.760	35.420	203.6
1	2:01.727	26.152	36.271	24.539	34.765		7	1:57.843	22.387	35.896	24.567	34.993	205.5
2	2:09.377	22.661	35.704	24.260	46.752	211.9	8	1:58.409	22.343	36.027	24.770	35.269	206.3
3	1:58.567	22.753	36.456	24.771	34.587	207.5	9	1:58.315	22.348	36.114	24.762	35.091	205.9
4	1:56.890	22.000	35.530	24.513	34.847	207.9	10	1:58.099	22.319	35.906	24.780	35.094	205.5
5	1:57.005	22.366	35.565	24.533	34.541	202.8	11	1:58.953	22.278	36.310	24.954	35.411	207.5
6	1:56.660	22.117	35.459	24.189	34.895	205.5	12	1:58.312	22.292	36.087	24.762	35.171	204.7
7	1:56.447	21.994	35.501	24.451	34.501	205.9	13	1:58.760	22.569	36.099	24.878	35.214	205.5
8	1:56.512	22.171	35.506	24.482	34.353	204.7	14	1:58.245	22.365	36.105	24.647	35.128	214.0
9	1:57.009	22.114	35.472	24.665	34.758	203.2							





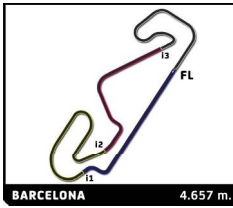
Pre Moto3
RFME ESBK 2023
Carrera 2
Sector Analysis

Invalidated Lap							Personal Best							Session Best							Crossing the pit lane																																																														
Lap	Time	Sector 1	Sector 2	Sector 3	Sector 4	T.Sp	Lap	Time	Sector 1	Sector 2	Sector 3	Sector 4	T.Sp	Lap	Time	Sector 1	Sector 2	Sector 3	Sector 4	T.Sp	Lap	Time	Sector 1	Sector 2	Sector 3	Sector 4	T.Sp																																																								
11 Oliver CANTOS ESP							ALMA RACING TEAM BEON							4 2:00.733 22.624 36.728 25.306 36.075 207.9							5 2:00.694 22.824 36.876 25.175 35.819 203.2																																																														
1	2:04.015	27.475	36.773	24.981	34.786		6	2:01.476	22.845	36.993	25.356	36.282	206.7	7	2:00.518	22.923	36.600	25.243	35.752	198.8	8	2:01.057	22.912	36.838	25.219	36.088	200.2	9	2:00.613	22.817	36.559	25.312	35.925	199.5	10	2:00.791	22.930	36.660	25.320	35.881	198.8	11	2:00.511	22.735	36.699	25.280	35.797	199.9	12	2:00.654	22.751	36.742	25.437	35.724	201.0	13	2:00.975	22.775	36.675	25.308	36.217	201.0	14	2:00.983	22.726	37.176	25.276	35.805	205.9														
25 Axel DA SILVA FRA							1 2:05.706 28.182 37.457 24.793 35.274							2 2:01.928 23.088 36.901 25.482 36.457 198.8							3 2:01.308 23.075 36.998 25.351 35.884 201.3																																																														
2	1:58.778	22.278	36.472	24.866	35.162	215.3	4	2:00.734	22.576	36.821	25.380	35.957	210.3	5	2:01.295	22.962	36.799	25.439	36.095	200.6	6	2:01.928	23.088	36.901	25.482	36.457	198.8	7	2:02.286	23.376	37.085	25.596	36.229	198.4	8	2:03.325	23.347	37.587	25.629	36.762	200.6	9	2:03.617	23.370	37.664	25.857	36.726	198.0	10	2:03.334	23.230	37.584	25.761	36.759	197.0	11	2:03.961	23.235	37.798	25.889	37.039	197.7	12	2:04.645	23.509	38.097	25.981	37.058	198.0	13	2:04.238	23.527	37.835	25.922	36.954	197.7	14	2:04.569	23.498	37.785	26.272	37.014	196.6
49 Izan RODRIGUEZ ESP							ETG RACING BEON							1 2:01.875 26.682 36.263 24.215 34.715							2 1:56.290 21.703 35.288 24.620 34.679 208.7																																																														
3	1:55.879	21.739	35.516	24.173	34.451	211.5	4	1:56.289	21.979	35.602	24.143	34.565	213.2	5	1:55.631	21.888	35.322	24.074	34.347	210.3	6	1:56.416	21.941	35.753	24.228	34.494	213.6	7	1:56.287	22.369	35.471	24.111	34.336	205.1	8	1:55.576	21.804	35.392	24.161	34.219	214.0	9	1:56.526	22.038	35.808	24.210	34.470	215.3	10	1:56.547	22.166	35.682	24.337	34.362	216.6	11	1:56.883	21.926	35.617	24.664	34.676	216.1	12	1:56.755	21.972	35.850	24.306	34.627	218.8	13	2:50.391 B	22.143	55.933	34.036	58.279	210.3							
76 Izan IBANEZ ESP							BULTACO RACING BULTACO							1 2:05.231 26.911 36.963 25.838 35.519							2 1:58.687 22.208 36.353 24.828 35.298 212.8																																																														
3	1:58.722	22.160	36.219	24.944	35.399	210.3	4	1:58.752	22.319	36.287	24.791	35.355	207.1	5	1:59.282	22.564	36.269	24.891	35.558	205.5	6	1:59.398	22.597	36.408	24.906	35.487	203.6																																																								
16 Louis PAPELARD FRA							BEON BEON							1 2:06.883 28.042 37.695 25.255 35.891							2 2:00.823 22.208 37.090 25.622 35.903 214.4																																																														
3	2:01.203	22.474	37.082	25.533	36.114	211.1	4	2:00.069	22.671	36.430	25.496	35.472	207.9	5	1:59.966	22.262	36.588	25.298	35.818	211.1	6	2:01.065	22.619	37.144	25.326	35.976	207.1	7	2:00.731	22.575	36.915	25.410	35.831	205.1	8	2:01.107	22.598	36.932	25.428	36.149	206.3	9	2:01.009	22.604	36.911	25.575	35.919	205.5	10	2:01.153	22.693	36.927	25.420	36.113	205.1	11	2:01.026	22.612	36.984	25.506	35.924	205.1	12	2:01.952	22.516	36.866	25.628	36.942	206.7	13	2:01.565	22.754	37.065	25.546	36.200	205.5	14	2:01.033	22.707	36.903	25.493	35.930	205.1
66 Quentin MANDINE FRA							MAD RACING TEAM BEON							1 2:08.173 28.493 37.842 25.705 36.133							2 2:01.281 23.079 37.059 25.302 35.841 206.7																																																														
3	2:01.328	22.774	37.019	25.440	36.095	204.0																																																																													
26 Remy SANJUAN FRA							TEAM MÉCA PROJET ADO BEON							1 2:00.682 25.622 35.674 24.721 34.665																																																																					



Pre Moto3
RFME ESBK 2023
Carrera 2
Sector Analysis

— Invalidated Lap							■ Personal Best		■ Session Best		B Crossing the pit lane		
Lap	Time	Sector 1	Sector 2	Sector 3	Sector 4	T.Sp	Lap	Time	Sector 1	Sector 2	Sector 3	Sector 4	T.Sp
2	1:57.043	22.212	35.764	24.735	34.332	205.5							
3	1:56.221	22.071	35.509	24.208	34.433	207.1							
4	3:58.294 B	21.894	35.508	24.219	2:36.673	218.3							
98	Mika SIEBRATH					DEU							
	SUPERHUGO 44 TEAM					MIR RACING							
1	2:08.632	27.647	39.112	25.673	36.200								
2	2:02.935	22.700	37.482	26.101	36.652	207.1							
3	2:18.779 B	25.082	38.830	27.742	47.125	174.2							
78	Henri MIGNOT					FRA							
	BRS - BRECHON RACING SCHOOL					BEON							
1	3:06.114 B	25.485	1:16.756	29.445	54.428								

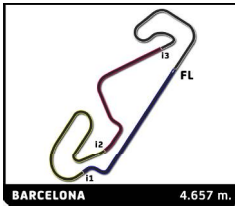


Pre Moto3
RFME ESBK 2023
Carrera 2

Analysis by lap

Lapped

No	Lap Time	Gap	No	Lap Time	Gap	No	Lap Time	Gap	No	Lap Time	Gap	No	Lap Time	Gap			
Lap 1			16	2:00.823	11.205	11	1:57.767	9.618	9	1:57.028	8.117	9	1:57.580	10.774			
45	1:59.089	0.000	29	2:00.192	11.871	8	1:56.550	11.497	37	1:57.126	8.311	30	1:58.056	10.930			
55	1:59.270	0.181	66	2:01.281	12.953	76	1:58.752	13.336	8	1:56.807	10.897	37	1:57.474	11.192			
71	1:59.364	0.275	5	2:09.377	14.603	17	1:58.461	13.386	11	1:57.418	11.997	8	1:56.320	11.774			
70	1:59.494	0.405	98	2:02.935	15.066	25	1:58.652	13.916	34	1:57.626	12.156	5	1:56.512	19.499			
46	2:00.218	1.129	18	2:10.740	16.437	5	1:56.890	18.505	76	1:59.398	18.133	34	2:00.117	19.549			
26	2:00.682	1.593	Lap 3			18	1:57.361	20.263	17	1:59.375	18.160	11	2:00.373	19.825			
13	2:01.600	2.511	45	1:55.517		16	2:00.069	20.922	5	1:56.660	18.287	17	1:58.409	22.665			
4	2:01.664	2.575	55	1:55.742	0.151	29	2:00.734	22.358	25	1:59.363	18.567	18	1:58.107	26.406			
35	2:01.701	2.612	71	1:55.782	0.242	66	2:00.733	23.459	18	1:58.033	22.103	25	2:00.361	27.194			
5	2:01.727	2.638	46	1:55.846	0.248	Lap 5			16	2:01.065	28.070	16	2:01.107	38.161			
77	2:01.780	2.691	70	1:55.885	0.415	46	1:57.127		29	2:01.928	31.698	66	2:01.057	41.574			
49	2:01.875	2.786	22	1:55.405	1.335	55	1:56.793	0.005	66	2:01.476	31.746	29	2:03.325	45.562			
18	2:02.198	3.109	35	1:55.915	1.795	45	1:56.484	0.030	Lap 7			Lap 9					
22	2:02.295	3.206	26	1:56.221	1.847	71	1:56.891	0.102	45	1:55.797		45	1:56.315				
61	2:02.371	3.282	77	1:56.236	1.849	70	1:56.922	0.244	46	1:55.985	0.051	55	1:56.112	0.014			
34	2:03.546	4.457	49	1:55.879	1.945	22	1:56.512	0.371	71	1:56.100	0.131	71	1:56.030	0.047			
30	2:03.614	4.525	13	1:55.742	2.269	35	1:56.238	0.735	55	1:56.170	0.188	77	1:55.951	0.059			
9	2:03.622	4.533	4	1:55.776	2.364	49	1:55.631	0.781	22	1:56.003	0.330	46	1:56.310	0.093			
37	2:03.884	4.795	61	1:57.047	6.025	13	1:55.634	0.977	77	1:55.696	0.392	22	1:55.979	0.396			
11	2:04.015	4.926	30	1:57.419	6.293	77	1:55.033	1.089	13	1:56.078	0.690	70	1:55.949	0.466			
7	2:04.223	5.134	7	1:56.541	6.792	4	1:55.774	1.287	49	1:56.287	0.746	49	1:56.526	0.768			
76	2:05.231	6.142	34	1:57.955	7.782	61	1:56.855	6.574	35	1:56.022	1.125	4	1:56.132	1.027			
17	2:05.451	6.362	11	1:57.976	7.808	26	1:57.155	7.061	70	1:56.808	1.184	13	1:56.238	1.061			
25	2:05.706	6.617	9	1:57.937	7.814	30	1:57.157	7.061	4	1:56.482	1.383	35	1:56.371	1.470			
16	2:06.883	7.794	37	1:57.923	7.947	7	1:56.935	7.760	61	1:57.199	8.556	7	1:57.784	12.176			
66	2:08.173	9.084	76	1:58.722	10.541	9	1:56.805	7.845	30	1:56.959	8.639	30	1:57.603	12.218			
29	2:08.180	9.091	17	1:58.567	10.882	37	1:56.303	7.941	7	1:56.853	8.884	61	1:58.146	12.341			
98	2:08.632	9.543	8	1:56.756	10.904	8	1:56.476	10.846	9	1:56.824	8.959	8	1:56.959	12.418			
8	2:09.075	9.986	25	1:58.836	11.221	34	1:58.847	11.286	37	1:57.154	9.483	9	1:58.067	12.526			
78	3:06.114	1:07.025	16	2:01.203	16.810	11	1:58.844	11.335	8	1:56.304	11.219	37	1:58.054	12.931			
Lap 2			5	1:58.567	17.572	76	1:59.282	15.491	34	1:59.023	15.197	5	1:57.009	20.193			
46	1:56.283		29	2:01.308	17.581	17	1:59.282	15.541	11	1:59.202	15.217	34	1:58.520	21.754			
55	1:57.238	0.007	66	2:01.328	18.683	25	1:59.171	15.960	5	1:56.447	18.752	11	1:58.259	21.769			
71	1:57.195	0.058	18	1:58.020	18.859	5	1:57.005	18.383	17	1:57.843	20.021	17	1:58.315	24.665			
45	1:57.493	0.081	98	2:18.779	38.247	18	1:57.690	20.826	25	2:00.013	22.598	18	1:57.912	28.003			
70	1:57.135	0.128	Lap 4			16	1:59.966	23.761	18	1:57.943	24.064	25	2:01.223	32.102			
77	1:55.932	1.211	46	1:55.709		29	2:01.295	26.526	16	2:00.731	32.819	16	2:01.009	42.855			
26	1:57.043	1.224	71	1:56.053	0.338	66	2:00.694	27.026	66	2:00.518	36.282	66	2:00.613	45.872			
35	1:56.278	1.478	55	1:56.145	0.339	Lap 6			29	2:02.286	38.002	29	2:03.617	52.864			
22	1:55.734	1.528	70	1:55.991	0.449	55	1:56.751		Lap 8			Lap 10					
49	1:56.290	1.664	45	1:56.630	0.673	71	1:56.667	0.013	45	1:55.765		45	1:56.633				
13	1:57.026	2.125	22	1:55.608	0.986	46	1:56.804	0.048	46	1:55.812	0.098	71	1:56.659	0.073			
4	1:57.023	2.186	35	1:55.786	1.624	45	1:56.911	0.185	55	1:55.794	0.217	46	1:56.651	0.111			
30	1:57.359	4.472	49	1:56.289	2.277	22	1:56.694	0.309	71	1:55.966	0.332	70	1:56.440	0.273			
61	1:58.706	4.576	13	1:56.158	2.470	70	1:56.870	0.358	77	1:55.796	0.423	22	1:56.600	0.363			
34	1:58.380	5.425	4	1:56.233	2.640	49	1:56.416	0.441	49	1:55.576	0.557	55	1:57.009	0.390			
11	1:57.916	5.430	77	1:57.291	3.183	13	1:56.373	0.594	22	1:56.167	0.732	77	1:57.161	0.587			
9	1:58.354	5.475	61	1:56.778	6.846	77	1:56.345	0.678	70	1:55.413	0.832	49	1:56.547	0.682			
37	1:58.239	5.622	30	1:56.697	7.033	4	1:56.352	0.883	13	1:56.213	1.138	4	1:56.565	0.959			
7	1:58.127	5.849	7	1:57.117	7.952	35	1:57.106	1.085	4	1:55.592	1.210	13	1:56.572	1.000			
76	1:58.687	7.417	9	1:56.310	8.167	61	1:57.521	7.339	35	1:56.054	1.414	35	1:56.544	1.381			
17	1:58.963	7.913	37	1:56.775	8.765	30	1:57.357	7.662	61	1:57.719	10.510	8	1:56.769	12.554			
25	1:58.778	7.983	34	1:57.741	9.566	7	1:57.009	8.013	7	1:57.588	10.707	30	1:57.044	12.629			
8	1:57.172	9.746															



Pre Moto3
RFME ESBK 2023
Carrera 2

Analysis by lap

Lapped

No	Lap Time	Gap	No	Lap Time	Gap	No	Lap Time	Gap	No	Lap Time	Gap	No	Lap Time	Gap
61	1:57.084	12.792	9	1:56.953	13.953	30	1:56.948	14.737						
7	1:57.476	13.019	30	1:57.296	14.211	9	1:57.248	14.834						
9	1:57.251	13.144	7	1:57.410	14.528	37	1:56.779	15.268						
37	1:57.328	13.626	37	1:57.477	15.029	5	1:57.784	23.344						
5	1:57.218	20.778	5	1:57.180	21.835	18	1:58.088	33.412						
34	1:59.904	25.025	17	1:58.312	30.024	34	1:57.829	33.431						
11	1:59.941	25.077	34	1:58.608	30.251	17	1:58.245	33.568						
17	1:58.099	26.131	11	1:58.694	30.321	11	1:58.014	33.616						
18	1:58.179	29.549	18	1:57.350	31.314	25	2:02.757	57.301						
25	2:01.361	36.830	25	2:01.791	46.523	16	2:01.033	1:06.118						
16	2:01.153	47.375	16	2:01.952	56.981	66	2:00.983	1:06.320						
66	2:00.791	50.030	66	2:00.654	57.823	29	2:04.569	1:30.145						
29	2:03.334	59.565	29	2:04.645	1:14.799									

Lap 11

46	1:56.592	
71	1:56.696	0.066
45	1:56.807	0.104
70	1:56.556	0.126
55	1:56.536	0.223
22	1:56.576	0.236
35	1:55.898	0.576
77	1:56.828	0.712
4	1:56.510	0.766
49	1:56.883	0.862
13	1:56.672	0.969
8	1:57.466	13.317
61	1:57.323	13.412
30	1:57.658	13.584
9	1:57.228	13.669
7	1:57.471	13.787
37	1:57.298	14.221
5	1:57.249	21.324
11	1:59.922	28.296
34	1:59.990	28.312
17	1:58.953	28.381
18	1:57.787	30.633
25	2:01.274	41.401
16	2:01.026	51.698
66	2:00.511	53.838
29	2:03.961	1:06.823

Lap 13

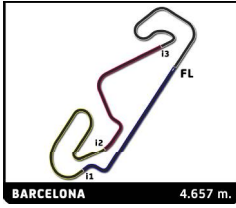
45	1:55.592	
71	1:56.187	0.098
22	1:56.257	0.165
77	1:56.289	0.279
13	1:55.579	0.317
46	1:56.576	0.366
70	1:56.299	0.505
55	1:56.820	0.564
4	1:56.241	0.842
35	1:56.625	1.232
8	1:57.091	14.621
61	1:57.117	14.705
9	1:57.094	14.791
30	1:57.039	14.994
7	1:56.861	15.133
37	1:56.921	15.694
5	1:57.186	22.765
17	1:58.760	32.528
18	1:57.471	32.529
34	1:58.812	32.807
11	1:58.742	32.807
25	2:01.482	51.749
49	2:50.391	55.083
16	2:01.565	1:02.290
66	2:00.975	1:02.542
29	2:04.238	1:22.781

Lap 12

55	1:56.446	
46	1:56.715	0.046
22	1:56.597	0.164
71	1:56.770	0.167
77	1:56.203	0.246
70	1:57.005	0.462
45	1:57.229	0.664
4	1:56.760	0.857
35	1:56.956	0.863
49	1:56.755	0.948
13	1:56.694	0.994
8	1:57.138	13.786
61	1:57.101	13.844

Lap 14

45	1:57.205	
46	1:56.862	0.023
70	1:56.770	0.070
71	1:57.197	0.090
55	1:56.899	0.258
22	1:57.384	0.344
4	1:56.733	0.370
77	1:57.412	0.486
35	1:56.468	0.495
13	1:57.500	0.612
8	1:56.937	14.353
61	1:56.916	14.416
7	1:56.679	14.607


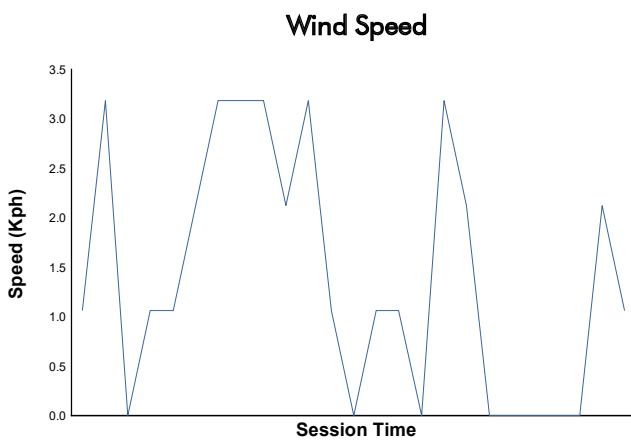
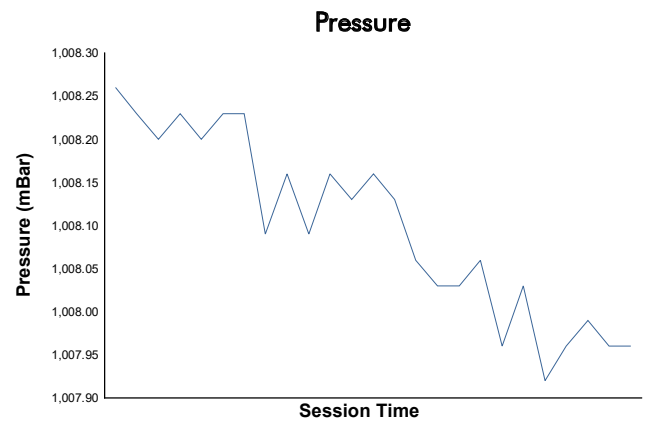
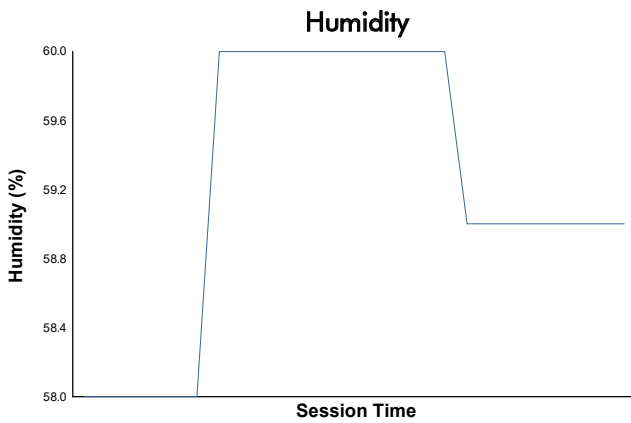
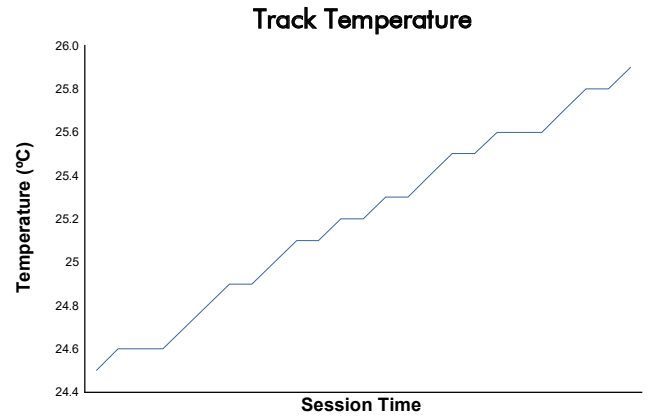
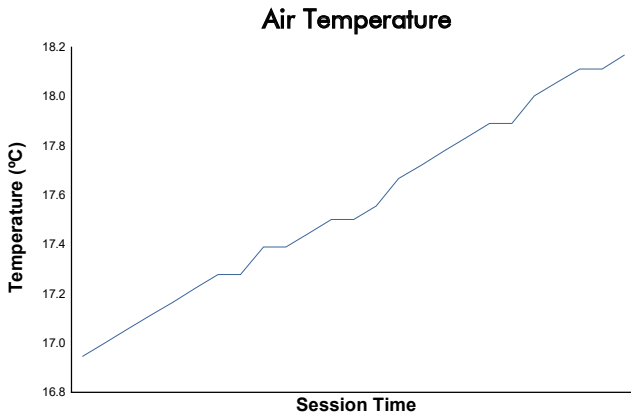


RFME ESBK 2023

Pre Moto3

Carrera 2

Weather Report



Track Status: **DRY**