

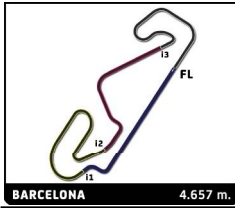
**Pre Moto3**  
RFME ESBK 2023  
Carrera 1 (14 Laps, 65.2 km.)

Starting Grid

<u>29 R. TRUCHOT</u> 2:01.223 33	<u>25 A. DA SILVA</u> 1:59.975 32	<u>16 L. PAPELARD</u> 1:59.948 31 <b>11</b>
<u>66 G. MANDINE</u> 1:59.399 30	<u>76 I. IBAÑEZ</u> 1:59.022 29	<u>11 O. CANTOS</u> 1:58.968 28 <b>10</b>
<u>30 J. TURNER</u> 1:58.672 27	<u>34 J. HINOJOSA</u> 1:58.535 26	<u>17 E. DUPUIS</u> 1:58.387 25 <b>9</b>
<u>37 L. CASAGRANDE</u> 1:57.686 24	<u>6 E. BOXBERGER</u> 1:57.675 23	<u>9 E. KASSIGIAN</u> 1:57.584 22 <b>8</b>
<u>18 M. TAMBURINI</u> 1:57.521 21	<u>7 D. JIMENEZ</u> 1:57.349 20	<u>4 F. PALOMERA</u> 1:57.225 19 <b>7</b>
<u>46 A. LUCAS</u> 1:57.118 18	<u>13 P. VARELA</u> 1:57.069 17	<u>98 M. SIEBDRATH</u> 1:57.026 16 <b>6</b>
<u>49 I. RODRIGUEZ</u> 1:57.026 15	<u>5 I. GALAN</u> 1:56.790 14	<u>71 C. CANO</u> 1:56.755 13 <b>5</b>
<u>77 K. TINEZ</u> 1:56.749 12	<u>61 T. BORG</u> 1:56.724 11	<u>32 M. LUDEÑA</u> 1:56.718 10 <b>4</b>
<u>22 K. DANIEL JR</u> 1:56.704 9	<u>70 I. KARPUSHIN</u> 1:56.680 8	<u>55 M. SANCHEZ</u> 1:56.529 7 <b>3</b>
<u>8 N. MIROSLAVOV</u> 1:56.524 6	<u>35 M. BERNAL</u> 1:56.451 5	<u>78 H. MIGNOT</u> 1:56.368 4 <b>2</b>
<u>26 R. SANJUAN</u> 1:55.840 3	<u>45 A. LONGARELA</u> 1:55.086 2	<u>33 E. BELLON</u> 1:54.571 1 <b>1</b>

**Pole**

Race Director:	Timekeeper:
----------------	-------------



## Pre Moto3

### RFME ESBK 2023

#### Carrera 1 (14 Laps, 65.2 km.)

### Classification

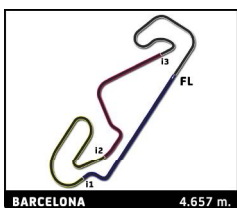
No	Rider	Nat	Team	Bike	Tires	Cl.	Laps	Total Time	Gap	Kph	Best Lap		
											Lap	Time	Kph
1	45 Alex LONGARELA	ESP	IGAXTEAM	BEON	Dunlop	PreMoto3	14	<b>27:11.111</b>	-	143.9	7	<b>1:55.343</b>	145.4
2	55 Michael L. SANCHEZ	USA	MRE TALENT	BEON	Dunlop	PreMoto3	14	<b>27:14.104</b>	+2.993	143.6	5	<b>1:55.456</b>	145.2
3	71 Carlos CANO	ESP	QRG MOTOR RACING	BEON	Dunlop	PreMoto3	14	<b>27:14.201</b>	+3.090	143.6	14	<b>1:55.629</b>	145.0
4	70 Iaroslav KARPUSHIN	EST	FRANDO RACING VHC TEAM LIQUI MOLY	BEON	Dunlop	PreMoto3	14	<b>27:16.050</b>	+4.939	143.5	5	<b>1:55.627</b>	145.0
5	78 Henri MIGNOT	FRA	BRS - BRECHON RACING SCHOOL	BEON	Dunlop	PreMoto3	14	<b>27:16.086</b>	+4.975	143.5	9	<b>1:55.571</b>	145.1
6	8 Nikola MIROSLAVOV	BGR	SP57 RACING TEAM-METMOTO RING RACING17A	BEON	Dunlop	PreMoto3	14	<b>27:16.783</b>	+5.672	143.4	3	<b>1:55.988</b>	144.5
7	46 Alvaro LUCAS	ESP	MRE TALENT	BEON	Dunlop	PreMoto3	14	<b>27:17.079</b>	+5.968	143.4	5	<b>1:55.449</b>	145.2
8	4 Francisco J. PALOMERA	ESP	MRE TALENT	BEON	Dunlop	PreMoto3	14	<b>27:30.537</b>	+19.426	142.2	7	<b>1:55.613</b>	145.0
9	9 Elliot KASSIGIAN	FRA	MECAPROJETS TEAM ADO	ERDOG	Dunlop	PreMoto3	14	<b>27:36.262</b>	+25.151	141.7	4	<b>1:56.393</b>	144.0
10	7 David JIMENEZ	ESP	MDR COMPETICIÓN	BEON	Dunlop	PreMoto3	14	<b>27:36.526</b>	+25.415	141.7	4	<b>1:56.969</b>	143.3
11	30 Jean Kento TURNER	JPN	MIGUEL OLIVEIRA RACING TEAM	BEON	Dunlop	PreMoto3	14	<b>27:36.570</b>	+25.459	141.7	7	<b>1:56.972</b>	143.3
12	37 Luca M. CASAGRANDE	ITA	ALMA RACING TEAM	BEON	Dunlop	PreMoto3	14	<b>27:36.754</b>	+25.643	141.7	7	<b>1:56.982</b>	143.3
13	77 Kerman D. TINEZ	VEN	CUNA DE CAMPEONES	MIR RACING	Dunlop	PreMoto3	14	<b>27:37.166</b>	+26.055	141.6	8	<b>1:55.617</b>	145.0
14	11 Oliver CANTOS	ESP	ALMA RACING TEAM	BEON	Dunlop	PreMoto3	14	<b>27:37.543</b>	+26.432	141.6	2	<b>1:56.721</b>	143.6
15	18 Mathias TAMBURINI	ITA	IGAXTEAM	BEON	Dunlop	PreMoto3	14	<b>27:37.577</b>	+26.466	141.6	5	<b>1:56.089</b>	144.4
16	76 Izan IBAÑEZ	ESP	BULTACO RACING	BULTACO	Dunlop	PreMoto3	14	<b>27:51.234</b>	+40.123	140.4	3	<b>1:57.886</b>	142.2
17	17 Enzo DUPUIS	FRA	BRS - BRECHON RACING SCHOOL	BEON	Dunlop	PreMoto3	14	<b>28:05.255</b>	+54.144	139.3	4	<b>1:59.585</b>	140.2
18	66 Quentin MANDINE	FRA	MAD RACING TEAM	BEON	Dunlop	PreMoto3	14	<b>28:15.846</b>	+1:04.735	138.4	10	<b>1:59.866</b>	139.9
19	29 Randy TRUCHOT	FRA	BS RACING	BEON	Dunlop	PreMoto3	14	<b>28:17.074</b>	+1:05.963	138.3	14	<b>1:59.767</b>	140.0
20	16 Louis PAPELARD	FRA	BEON	BEON	Dunlop	PreMoto3	14	<b>28:17.968</b>	+1:06.857	138.2	13	<b>1:59.829</b>	139.9
21	61 Travis BORG	MLT	FRANDO RACING VHC TEAM LIQUI MOLY	BEON	Dunlop	PreMoto3	14	<b>28:22.034</b>	+1:10.923	137.9	2	<b>1:57.904</b>	142.2
22	35 Miguel BERNAL	ESP	MDR-ANDIFER	BEON	Dunlop	PreMoto3	14	<b>29:06.416</b>	+1:55.305	134.4	7	<b>1:55.846</b>	144.7
<b>Not classified</b>													
33	Enzo BELLON	FRA	BS RACING	BEON	Dunlop	PreMoto3	13	<b>25:10.538</b>			5	<b>1:55.560</b>	145.1
13	Pedro VARELA	PRT	CUNA DE CAMPEONES	MIR RACING	Dunlop	PreMoto3	13	<b>25:18.495</b>			4	<b>1:55.802</b>	144.8
32	Marcos LUDEÑA	ESP	ALM RACING		Dunlop	PreMoto3	13	<b>25:19.110</b>			10	<b>1:55.623</b>	145.0
49	Izan RODRIGUEZ	ESP	ETG RACING	BEON	Dunlop	PreMoto3	13	<b>25:19.185</b>			9	<b>1:55.857</b>	144.7
5	Ignacio GALAN	ESP	IMPALA HONDA	BEON	Dunlop	PreMoto3	13	<b>25:19.569</b>			5	<b>1:55.493</b>	145.2
34	Jacobo HINOJOSA	ESP	QRG MOTOR RACING	BEON	Dunlop	PreMoto3	13	<b>25:20.130</b>			8	<b>1:56.039</b>	144.5
22	Kristian A. DANIEL JR	USA	BULTACO RACING	BULTACO	Dunlop	PreMoto3	7	<b>28:33.266</b>			2	<b>1:57.418</b>	142.8
26	Remy SANJUAN	FRA	TEAM MÉCA PROJET ADO	BEON	Dunlop	PreMoto3							
98	Mika SIEBRATH	DEU	SUPERHUGO 44 TEAM	MIR RACING	Dunlop	PreMoto3							
6	Evan BOXBERGER	FRA	JEG RACING	BEON	Dunlop	PreMoto3							
<b>Not Started</b>													
25	Axel DA SILVA	FRA			Dunlop	PreMoto3							

<b>Pole Position:</b>	Enzo BELLON	<b>1:54.571</b>	146.3 Kph
<b>Fastest Lap:</b>	Lap7 Alex LONGARELA	<b>1:55.343</b>	145.4 Kph

Published at: .....

Track Status: **DRY**

<b>Race Director:</b>	<b>Timekeeper:</b>
-----------------------	--------------------



## Pre Moto3

### RFME ESBK 2023

#### Carrera 1 (14 Laps, 65.2 km.)

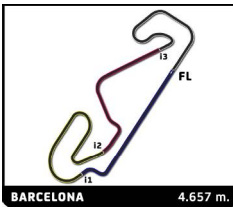
### Classification by Class

No	Rider	Nat	Team	Bike	Laps	Total Time	Gap	Kph	Best Lap			
									Lap	Time	Kph	
<b>PreMoto3</b>												
1	45 Alex LONGARELA	ESP	IGAXTEAM	BEON	14	27:11.111		143.9	7	1:55.343	145.4	
2	55 Michael L. SANCHEZ	USA	MRE TALENT	BEON	14	27:14.104	+2.993	143.6	5	1:55.456	145.2	
3	71 Carlos CANO	ESP	QRG MOTOR RACING	BEON	14	27:14.201	+3.090	143.6	14	1:55.629	145.0	
4	70 Iaroslav KARPUSHIN	EST	FRANCO RACING VHC TEAM LIQUI MOLY	BEON	14	27:16.050	+4.939	143.5	5	1:55.627	145.0	
5	78 Henri MIGNOT	FRA	BRS - BRECHON RACING SCHOOL	BEON	14	27:16.086	+4.975	143.5	9	1:55.571	145.1	
6	8 Nikola MIROSLAVOV	BGR	SP57 RACING TEAM-METMOTO RING	BEON	14	27:16.783	+5.672	143.4	3	1:55.988	144.5	
7	46 Alvaro LUCAS	ESP	MRE TALENT	BEON	14	27:17.079	+5.968	143.4	5	1:55.449	145.2	
8	4 Francisco J. PALOMERA	ESP	MRE TALENT	BEON	14	27:30.537	+19.426	142.2	7	1:55.613	145.0	
9	9 Elliot KASSIGIAN	FRA	MECAPROJETS TEAM ADO	ERDOG	14	27:36.262	+25.151	141.7	4	1:56.393	144.0	
10	7 David JIMENEZ	ESP	MDR COMPETICIÓN	BEON	14	27:36.526	+25.415	141.7	4	1:56.969	143.3	
11	30 Jean Kento TURNER	JPN	MIGUEL OLIVEIRA RACING TEAM	BEON	14	27:36.570	+25.459	141.7	7	1:56.972	143.3	
12	37 Luca M. CASAGRANDE	ITA	ALMA RACING TEAM	BEON	14	27:36.754	+25.643	141.7	7	1:56.982	143.3	
13	77 Kerman D. TINEZ	VEN	CUNA DE CAMPEONES	MIR RACING	14	27:37.166	+26.055	141.6	8	1:55.617	145.0	
14	11 Oliver CANTOS	ESP	ALMA RACING TEAM	BEON	14	27:37.543	+26.432	141.6	2	1:56.721	143.6	
15	18 Mathias TAMBURINI	ITA	IGAXTEAM	BEON	14	27:37.577	+26.466	141.6	5	1:56.089	144.4	
16	76 Izan IBÁÑEZ	ESP	BULTACO RACING	BULTACO	14	27:51.234	+40.123	140.4	3	1:57.886	142.2	
17	17 Enzo DUPUIS	FRA	BRS - BRECHON RACING SCHOOL	BEON	14	28:05.255	+54.144	139.3	4	1:59.585	140.2	
18	66 Quentin MANDINE	FRA	MAD RACING TEAM	BEON	14	28:15.846	+104.735	138.4	10	1:59.866	139.9	
19	29 Randy TRUCHOT	FRA	BS RACING	BEON	14	28:17.074	+105.963	138.3	14	1:59.767	140.0	
20	16 Louis PAPELARD	FRA	BEON	BEON	14	28:17.968	+106.857	138.2	13	1:59.829	139.9	
21	61 Travis BORG	MLT	FRANCO RACING VHC TEAM LIQUI MOLY	BEON	14	28:22.034	+110.923	137.9	2	1:57.904	142.2	
22	35 Miguel BERNAL	ESP	MDR-ANDIFER	BEON	14	29:06.416	+155.305	134.4	7	1:55.846	144.7	
<b>Not classified</b>												
33	Enzo BELLON	FRA	BS RACING	BEON	13	25:10.538	1 Lap		5	1:55.560	145.1	
13	Pedro VARELA	PRT	CUNA DE CAMPEONES	MIR RACING	13	25:18.495	1 Lap		4	1:55.802	144.8	
32	Marcos LUDEÑA	ESP	ALM RACING	BEON	13	25:19.110	1 Lap		10	1:55.623	145.0	
49	Izan RODRIGUEZ	ESP	ETG RACING	BEON	13	25:19.185	1 Lap		9	1:55.857	144.7	
5	Ignacio GALAN	ESP	IMPALA HONDA	BEON	13	25:19.569	1 Lap		5	1:55.493	145.2	
34	Jacobo HINOJOSA	ESP	QRG MOTOR RACING	BEON	13	25:20.130	1 Lap		8	1:56.039	144.5	
22	Kristian A. DANIEL JR	USA	BULTACO RACING	BULTACO	7	28:33.266	7 Laps		2	1:57.418	142.8	
26	Remy SANJUAN	FRA	TEAM MÉCA PROJET ADO	BEON			14 Laps					
98	Mika SIEBDRATH	DEU	SUPERHUGO 44 TEAM	MIR RACING			14 Laps					
6	Evan BOXBERGER	FRA	JEG RACING	BEON			14 Laps					
<b>Not Started</b>												
25	Axel DA SILVA	FRA					14 Laps					

Published at: .....

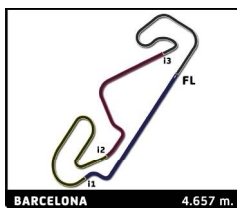
Track Status: **DRY**

Race Director:	Timekeeper:
----------------	-------------



**Pre Moto3**  
**RFME ESBK 2023**  
**Carrera 1**  
**Lap Chart**

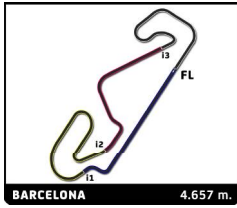
		Lap														
No	Pos	Grid	1	2	3	4	5	6	7	8	9	10	11	12	13	14
33	<b>1</b>	33	45	45	33	33	33	33	33	33	33	33	45	45	33	45
45	<b>2</b>	45	33	33	45	45	45	45	45	45	45	45	33	33	45	55
26	<b>3</b>	26	71	71	71	71	71	71	71	55	46	70	55	55	46	71
78	<b>4</b>	78	8	78	55	13	55	55	13	71	13	71	13	46	13	70
35	<b>5</b>	35	78	35	8	35	46	46	46	46	77	13	71	71	71	78
8	<b>6</b>	8	77	46	46	77	13	13	55	35	70	78	46	13	55	8
55	<b>7</b>	55	35	13	35	55	35	70	70	13	71	46	70	70	46	
70	<b>8</b>	70	55	8	70	46	77	35	35	70	55	55	8	49	78	4
22	<b>9</b>	22	61	70	13	78	70	78	77	77	35	77	78	35	35	9
32	<b>10</b>	32	13	55	77	70	78	77	5	78	78	35	49	8	32	7
61	<b>11</b>	61	49	61	78	8	5	5	8	8	49	49	5	32	49	30
77	<b>12</b>	77	70	77	49	5	34	49	49	49	8	8	35	78	4	37
71	<b>13</b>	71	5	5	5	32	8	8	78	4	34	5	32	4	5	77
5	<b>14</b>	5	46	49	34	49	49	34	4	5	4	32	4	34	34	11
49	<b>15</b>	49	7	7	32	34	32	18	34	34	5	34	34	5	8	18
98	<b>16</b>	98	34	32	7	4	18	4	18	18	32	4	18	18	18	76
13	<b>17</b>	13	18	34	18	18	4	32	32	32	18	18	77	77	77	17
46	<b>18</b>	46	32	18	11	7	7	7	7	9	9	30	7	7	7	66
4	<b>19</b>	4	11	11	4	11	11	11	11	37	37	7	30	30	37	29
7	<b>20</b>	7	4	4	9	9	9	9	9	7	7	9	37	37	30	16
18	<b>21</b>	18	9	9	37	37	37	37	37	11	30	37	9	11	9	61
9	<b>22</b>	9	76	30	30	30	30	30	30	30	11	11	11	9	11	35
6	<b>23</b>	6	30	37	76	76	76	76	76	76	76	76	76	76	76	
37	<b>24</b>	37	37	76	17	17	17	17	17	17	17	17	17	17	17	
17	<b>25</b>	17	17	17	22	66	66	66	66	66	66	66	66	66	66	
34	<b>26</b>	34	16	16	66	29	29	29	16	16	29	29	29	29	29	
30	<b>27</b>	30	29	66	29	16	16	16	29	29	16	16	16	16	16	
11	<b>28</b>	11	66	29	16	61	61	61	61	61	61	61	61	61	61	
76	<b>29</b>	76	22	22	61	22	22	22	22							
66	<b>30</b>	66														
16	<b>31</b>	16														
25	<b>32</b>	25														
29	<b>33</b>	29														



**Pre Moto3**  
**RFME ESBK 2023**  
**Carrera 1**

**Best Sector Times**

Sector 1			Sector 2			Sector 3			Pos	No Rider	Ideal Lap	Best Lap
Pos	No Rider	Time	No Rider	Time	No Rider	Time						
1	35 M. BERNAL	21.134	33 E. BELLON	35.073	46 A. LUCAS	23.920	1	35 M. BERNAL	1:54.715	1:55.846 (13)		
2	32 M. LUDEÑA	21.438	5 I. GALAN	35.081	55 M. SANCHEZ	23.952	2	5 I. GALAN	1:54.768	1:55.493 (4)		
3	18 M. TAMBURINI	21.440	13 P. VARELA	35.096	71 C. CANO	23.998	3	55 M. SANCHEZ	1:54.851	1:55.456 (3)		
4	49 I. RODRIGUEZ	21.469	55 M. SANCHEZ	35.116	78 H. MIGNOT	23.999	4	78 H. MIGNOT	1:54.959	1:55.571 (6)		
5	55 M. SANCHEZ	21.492	71 C. CANO	35.128	13 P. VARELA	24.000	5	46 A. LUCAS	1:54.986	1:55.449 (2)		
6	46 A. LUCAS	21.493	77 K. TINEZ	35.131	70 I. KARPUSHIN	24.017	6	32 M. LUDEÑA	1:55.070	1:55.623 (9)		
7	5 I. GALAN	21.508	78 H. MIGNOT	35.184	33 E. BELLON	24.042	7	13 P. VARELA	1:55.073	1:55.802 (12)		
8	4 F. PALOMERA	21.517	32 M. LUDEÑA	35.231	5 I. GALAN	24.106	8	77 K. TINEZ	1:55.204	1:55.617 (8)		
9	34 J. HINOJOSA	21.520	45 A. LONGARELA	35.260	8 N. MIROSLAVOV	24.109	9	70 I. KARPUSHIN	1:55.249	1:55.627 (10)		
10	8 N. MIROSLAVOV	21.537	70 I. KARPUSHIN	35.286	49 I. RODRIGUEZ	24.118	10	33 E. BELLON	1:55.269	1:55.560 (5)		
11	13 P. VARELA	21.570	35 M. BERNAL	35.289	35 M. BERNAL	24.118	11	45 A. LONGARELA	1:55.287	1:55.343 (1)		
12	45 A. LONGARELA	21.674	46 A. LUCAS	35.301	4 F. PALOMERA	24.150	12	49 I. RODRIGUEZ	1:55.296	1:55.857 (14)		
13	77 K. TINEZ	21.681	4 F. PALOMERA	35.352	77 K. TINEZ	24.152	13	71 C. CANO	1:55.321	1:55.629 (11)		
14	70 I. KARPUSHIN	21.724	8 N. MIROSLAVOV	35.371	32 M. LUDEÑA	24.155	14	4 F. PALOMERA	1:55.335	1:55.613 (7)		
15	7 D. JIMENEZ	21.734	18 M. TAMBURINI	35.398	45 A. LONGARELA	24.187	15	34 J. HINOJOSA	1:55.434	1:56.039 (16)		
16	78 H. MIGNOT	21.759	34 J. HINOJOSA	35.399	34 J. HINOJOSA	24.244	16	8 N. MIROSLAVOV	1:55.486	1:55.988 (15)		
17	11 O. CANTOS	21.826	49 I. RODRIGUEZ	35.405	18 M. TAMBURINI	24.366	17	18 M. TAMBURINI	1:55.851	1:56.089 (17)		
18	9 E. KASSIGIAN	21.874	9 E. KASSIGIAN	35.468	11 O. CANTOS	24.392	18	9 E. KASSIGIAN	1:56.228	1:56.393 (18)		
19	37 L. CASAGRANDE	21.875	30 J. TURNER	35.533	37 L. CASAGRANDE	24.470	19	7 D. JIMENEZ	1:56.401	1:56.969 (20)		
20	71 C. CANO	21.906	37 L. CASAGRANDE	35.548	7 D. JIMENEZ	24.470	20	11 O. CANTOS	1:56.601	1:56.721 (19)		
21	61 T. BORG	21.972	7 D. JIMENEZ	35.570	61 T. BORG	24.472	21	37 L. CASAGRANDE	1:56.736	1:56.982 (22)		
22	30 J. TURNER	22.024	11 O. CANTOS	35.769	9 E. KASSIGIAN	24.479	22	30 J. TURNER	1:56.773	1:56.972 (21)		
23	33 E. BELLON	22.026	22 K. DANIEL JR	35.779	22 K. DANIEL JR	24.493	23	22 K. DANIEL JR	1:57.192	1:57.418 (23)		
24	76 I. IBAÑEZ	22.038	76 I. IBAÑEZ	35.960	30 J. TURNER	24.529	24	61 T. BORG	1:57.398	1:57.904 (25)		
25	22 K. DANIEL JR	22.256	26 R. SANJUAN	35.992	76 I. IBAÑEZ	24.636	25	76 I. IBAÑEZ	1:57.858	1:57.886 (24)		
26	16 L. PAPELARD	22.358	61 T. BORG	36.054	17 E. DUPUIS	24.922	26	66 Q. MANDINE	1:59.276	1:59.866 (29)		
27	66 Q. MANDINE	22.449	66 Q. MANDINE	36.195	29 R. TRUCHOT	25.003	27	17 E. DUPUIS	1:59.313	1:59.585 (26)		
28	17 E. DUPUIS	22.623	17 E. DUPUIS	36.233	66 Q. MANDINE	25.018	28	16 L. PAPELARD	1:59.584	1:59.829 (28)		
29	29 R. TRUCHOT	22.737	29 R. TRUCHOT	36.442	16 L. PAPELARD	25.082	29	29 R. TRUCHOT	1:59.611	1:59.767 (27)		



## Pre Moto3

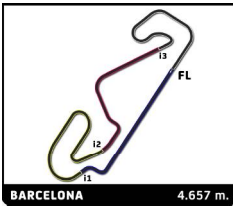
### RFME ESBK 2023

#### Carrera 1

#### Best Top Speed

No Rider	Team	Class	Top 1		Top 2		Top 3		Top 4		Top 5			
			Kph	Lap	Kph	Lap	Kph	Lap	Kph	Lap	Kph	Lap	Avg	
46	Alvaro LUCAS	MRE TALENT	PreMoto3	221.9	2	216.1	13	213.6	5	211.9	3	209.5	12	214.6
18	Mathias TAMBURINI	IGAXTEAM	PreMoto3	221.4	3	219.6	4	219.2	8	217.9	5	217.4	6	219.1
61	Travis BORG	FRANCO RACING VHC TEAM LIQUI MOLY	PreMoto3	221.4	3	215.3	2	208.3	10	207.5	13	207.1	14	211.9
55	Michael L. SANCHEZ	MRE TALENT	PreMoto3	220.5	3	212.8	13	211.5	8	211.1	5	210.3	14	213.2
4	Francisco J. PALOMERA	MRE TALENT	PreMoto3	220.1	4	219.2	14	218.3	6	217.9	7	217.0	12	218.5
32	Marcos LUDENA	ALM RACING	PreMoto3	220.1	8	219.6	11	219.2	5	218.3	7	218.3	3	219.1
35	Miguel BERNAL	MDR-ANDIFER	PreMoto3	220.1	12	213.6	7	212.8	4	209.9	11	209.1	10	213.1
70	Iaroslav KARPUSHIN	FRANCO RACING VHC TEAM LIQUI MOLY	PreMoto3	219.2	2	218.3	12	216.1	5	215.7	3	214.4	13	216.7
13	Pedro VARELA	CUNA DE CAMPEONES	PreMoto3	218.8	2	212.8	4	211.5	7	209.1	3	208.7	13	212.2
7	David JIMENEZ	MDR COMPETICIÓN	PreMoto3	218.3	4	217.0	3	215.3	2	214.4	5	210.3	9	215.1
8	Nikola MIROSLAVOV	SP57 RACING TEAM-METMOTO RING RACING 16	PreMoto3	218.3	5	214.9	9	214.0	3	213.6	14	213.6	7	214.9
49	Izan RODRIGUEZ	ETG RACING	PreMoto3	216.1	3	214.9	8	214.4	9	213.6	2	212.8	10	214.4
77	Kerman D. TINEZ	CUNA DE CAMPEONES	PreMoto3	215.7	4	214.9	3	213.2	7	211.1	11	209.5	9	212.9
5	Ignacio GALAN	IMPALA HONDA	PreMoto3	215.3	11	214.9	5	214.4	2	213.6	12	213.2	7	214.3
34	Jacobo HINOJOSA	QRG MOTOR RACING	PreMoto3	214.9	9	214.9	2	214.0	12	214.0	5	213.6	8	214.3
37	Luca M. CASAGRANDE	ALMA RACING TEAM	PreMoto3	214.4	2	213.6	3	209.9	11	208.7	4	207.5	7	210.8
78	Henri MIGNOT	BRS - BRECHON RACING SCHOOL	PreMoto3	214.4	8	213.2	5	211.5	4	210.3	10	210.3	6	211.9
11	Oliver CANTOS	ALMA RACING TEAM	PreMoto3	214.0	3	212.8	5	212.8	2	209.5	4	208.3	8	211.5
9	Elliot KASSIGIAN	MECAPROJETS TEAM ADO	PreMoto3	213.2	5	212.8	2	209.1	4	209.1	3	207.5	7	210.3
76	Izan IBAÑEZ	BULTACO RACING	PreMoto3	211.9	3	207.9	4	207.9	2	202.8	5	202.1	6	206.5
33	Enzo BELLON	BS RACING	PreMoto3	211.5	11	208.7	12	208.7	8	207.5	13	206.3	2	208.5
30	Jean Kento TURNER	MIGUEL OLIVEIRA RACING TEAM	PreMoto3	211.1	4	211.1	2	209.5	10	209.5	7	207.5	8	209.7
45	Alex LONGARELA	IGAXTEAM	PreMoto3	209.9	7	207.9	6	207.5	14	207.5	10	207.1	11	208.0
71	Carlos CANO	QRG MOTOR RACING	PreMoto3	209.9	14	208.7	7	208.3	2	207.5	13	206.3	12	208.1
16	Louis PAPELARD	BEON	PreMoto3	209.5	7	209.5	2	209.1	10	208.7	14	208.7	13	209.1
66	Quentin MANDINE	MAD RACING TEAM	PreMoto3	208.3	2	204.4	3	199.9	4	198.0	7	197.3	10	201.6
17	Enzo DUPUIS	BRS - BRECHON RACING SCHOOL	PreMoto3	207.1	2	203.6	3	202.5	4	199.9	7	199.9	5	202.6
29	Randy TRUCHOT	BS RACING	PreMoto3	204.0	4	203.6	9	203.2	8	203.2	2	202.8	3	203.4
22	Kristian A. DANIEL JR	BULTACO RACING	PreMoto3	203.2	3	200.6	2	185.2	4	178.2	6	152.5	7	183.9
6	Evan BOXBERGER	JEG RACING	PreMoto3											
25	Axel DA SILVA		PreMoto3											
26	Remy SANJUAN	TEAM MÉCA PROJET ADO	PreMoto3											
98	Mika SIEBDRATH	SUPERHUGO 44 TEAM	PreMoto3											

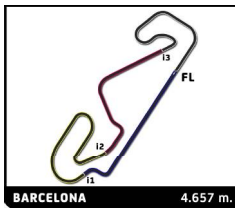




**Pre Moto3**  
RFME ESBK 2023  
Carrera 1

Fastest Lap Sequence

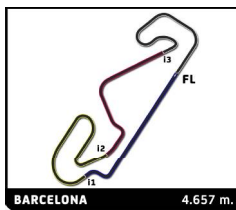
Elapsed	No Rider	Team	Bike	Class	Time	Kph	Lap
3:55.163	<b>45 Alex LONGARELA</b>	IGAXTEAM	BEON	PreMoto3	<b>1:55.861</b>	144.7	2
5:50.902	<b>33 Enzo BELLON</b>	BS RACING	BEON	PreMoto3	<b>1:55.669</b>	144.9	3
5:54.564	<b>55 Michael L SANCHEZ</b>	MRE TALENT	BEON	PreMoto3	<b>1:55.609</b>	145.0	3
9:42.108	<b>33 Enzo BELLON</b>	BS RACING	BEON	PreMoto3	<b>1:55.560</b>	145.1	5
9:46.703	<b>55 Michael L SANCHEZ</b>	MRE TALENT	BEON	PreMoto3	<b>1:55.456</b>	145.2	5
9:46.750	<b>46 Alvaro LUCAS</b>	MRE TALENT	BEON	PreMoto3	<b>1:55.449</b>	145.2	5
13:34.241	<b>45 Alex LONGARELA</b>	IGAXTEAM	BEON	PreMoto3	<b>1:55.343</b>	145.4	7



**Pre Moto3**  
RFME ESBK 2023  
Carrera 1  
Sector Analysis

Legend: — Invalidated Lap    ■ Personal Best    ■ Session Best    B Crossing the pit lane														
Lap	Time	Sector 1	Sector 2	Sector 3	Sector 4	T.Sp	Lap	Time	Sector 1	Sector 2	Sector 3	Sector 4	T.Sp	
<b>45</b>	<b>Alex LONGARELA</b>						ESP							
IGAXTEAM							BEON							
1	1:59.302	25.040	35.520	24.272	34.470		4	1:56.732	21.851	36.440	24.219	<b>34.222</b>	211.1	
2	1:55.861	21.989	35.301	24.202	34.369	205.1	5	<b>1:55.627</b>	<b>21.724</b>	35.456	24.037	34.410	216.1	
3	1:55.816	21.882	<b>35.260</b>	<b>24.187</b>	34.487	206.7	6	1:55.765	22.043	35.293	24.168	34.261	206.3	
4	1:55.808	21.871	35.337	24.320	34.280	206.7	7	1:56.066	21.985	35.343	24.155	34.583	213.2	
5	1:55.940	21.675	35.490	24.200	34.575	206.7	8	1:56.632	22.154	35.703	24.193	34.582	205.1	
6	1:56.171	21.766	35.310	24.228	<b>34.867</b>	207.9	9	1:56.245	22.294	<b>35.286</b>	<b>24.017</b>	34.648	208.3	
7	<b>1:55.343</b>	<b>21.674</b>	35.281	24.222	<b>34.166</b>	209.9	10	1:57.012	22.306	35.471	24.305	34.930	207.1	
8	1:55.946	21.730	35.557	24.260	34.399	207.1	11	1:56.822	22.260	35.697	24.175	34.690	212.8	
9	1:56.004	21.727	35.351	24.228	34.698	205.1	12	1:56.572	21.841	35.663	24.324	34.744	218.3	
10	1:55.987	21.724	35.715	24.273	34.275	207.5	13	1:56.331	21.817	35.500	24.467	34.547	214.4	
11	1:56.012	21.808	35.367	24.260	34.577	207.1	14	1:57.317	22.097	35.971	24.655	34.594	205.5	
12	1:56.313	22.009	35.439	24.255	34.610	204.4								
13	1:56.467	21.904	35.641	24.408	34.514	205.9								
14	2:00.141	21.998	38.668	24.575	34.900	207.5								
<b>55</b>	<b>Michael L. SANCHEZ</b>						USA							
MRE TALENT							BEON							
1	2:00.979	25.525	35.974	24.629	34.851		1	2:00.543	25.148	36.298	24.521	34.576		
2	1:57.976	22.238	35.888	24.250	35.600	208.3	2	1:57.516	22.226	36.141	24.430	34.719	202.1	
3	1:55.609	<b>21.492</b>	35.498	24.016	34.603	220.5	3	1:57.193	22.804	35.764	24.214	34.411	201.0	
4	1:56.683	22.613	35.747	24.032	<b>34.291</b>	202.8	4	1:56.310	22.059	35.793	<b>23.999</b>	34.459	211.5	
5	<b>1:55.456</b>	21.616	35.483	<b>23.952</b>	34.405	211.1	5	1:55.853	21.949	35.673	24.214	<b>34.017</b>	213.2	
6	1:55.867	22.244	<b>35.116</b>	24.179	34.328	207.5	6	1:56.369	21.825	35.738	24.363	34.443	210.3	
7	1:56.474	22.282	35.172	24.270	34.750	200.6	7	1:57.417	22.326	35.742	24.406	34.943	207.5	
8	1:56.320	21.966	35.309	24.313	34.732	211.5	8	1:55.927	21.944	35.209	24.439	34.335	214.4	
9	1:56.792	22.687	35.356	23.989	34.760	202.1	9	<b>1:55.571</b>	22.196	<b>35.184</b>	24.152	34.039	204.7	
10	1:57.052	22.316	35.827	24.083	34.826	207.1	10	1:56.433	22.051	35.340	24.113	34.929	210.3	
11	1:56.080	21.952	35.307	24.226	34.595	207.9	11	1:57.359	22.250	35.489	24.118	35.502	209.9	
12	1:56.977	22.514	35.401	24.238	34.824	200.6	12	1:56.429	22.277	35.502	24.159	34.491	205.9	
13	1:56.324	22.561	35.148	24.213	34.402	212.8	13	1:55.928	<b>21.759</b>	35.586	24.105	34.478	207.1	
14	1:55.515	21.701	35.311	24.149	34.354	210.3	14	1:57.238	21.984	36.350	24.253	34.651	206.7	
<b>71</b>	<b>Carlos CANO</b>						ESP							
QRG MOTOR RACING							BEON							
1	2:00.496	25.513	35.662	24.709	34.612		1	2:00.512	25.286	35.800	24.865	34.561		
2	1:55.945	21.995	<b>35.128</b>	24.220	34.602	208.3	2	1:58.113	22.558	36.080	24.641	34.834	204.7	
3	1:56.340	22.033	35.349	24.316	34.642	204.0	3	<b>1:55.988</b>	21.603	35.460	24.295	34.630	214.0	
4	1:56.255	22.065	35.299	24.308	34.583	202.8	4	1:57.498	22.431	36.136	24.245	34.686	204.7	
5	1:56.505	22.060	35.362	24.377	34.706	203.2	5	1:56.753	21.592	35.927	24.311	34.923	218.3	
6	1:56.977	22.150	35.554	24.405	34.868	201.7	6	1:56.297	21.856	35.465	24.336	34.640	210.7	
7	1:56.415	21.976	35.388	24.232	34.819	208.7	7	1:55.998	21.547	35.471	24.240	34.740	213.6	
8	1:56.484	22.436	35.216	24.255	34.577	204.0	8	1:56.314	22.003	<b>35.371</b>	24.206	34.734	211.1	
9	1:56.657	22.655	35.141	24.061	34.800	204.7	9	1:56.060	21.670	35.812	<b>24.109</b>	<b>34.469</b>	214.9	
10	1:56.945	22.151	35.361	24.554	34.879	204.0	10	1:56.199	21.724	35.449	24.159	34.867	209.9	
11	1:56.523	22.509	35.499	<b>23.998</b>	34.517	203.6	11	1:56.694	21.898	35.874	24.178	34.744	212.8	
12	1:56.796	22.050	35.510	24.375	34.861	206.3	12	1:56.328	21.916	35.465	24.149	34.798	208.3	
13	1:56.234	22.082	35.307	24.208	34.637	207.5	13	1:57.511	22.329	36.398	24.170	34.614	205.9	
14	<b>1:55.629</b>	<b>21.906</b>	35.358	24.076	<b>34.289</b>	209.9	14	1:56.518	<b>21.537</b>	35.727	24.511	34.743	213.6	
<b>70</b>	<b>Iaroslav KARPUSHIN</b>						EST							
FRANDO RACING VHC TEAM LIQUI M							BEON							
1	2:01.686	25.718	36.569	24.542	34.857		1	2:01.984	26.757	36.103	24.512	34.612		
2	1:57.086	21.846	35.935	24.611	34.694	219.2	2	1:56.344	21.771	35.655	24.364	34.554	221.9	
3	1:56.157	21.814	35.507	24.330	34.506	215.7	3	1:56.348	21.991	35.557	24.359	34.441	211.9	
							4	1:56.625	22.754	35.431	24.076	34.364	202.8	
							5	<b>1:55.449</b>	<b>21.493</b>	<b>35.301</b>	24.264	34.391	213.6	
							6	1:55.875	22.289	35.394	<b>23.920</b>	<b>34.272</b>	204.0	
							7	1:56.359	22.032	35.321	24.220	34.786	203.2	
							8	1:56.494	22.432	35.500	24.015	34.547	203.6	
							9	1:56.415	21.780	35.549	24.269	34.817	207.9	
<b>46</b>	<b>Alvaro LUCAS</b>						ESP							
MRE TALENT							BEON							
1	2:01.984	26.757	36.103	24.512	34.612		1	2:01.984	26.757	36.103	24.512	34.612		
2	1:56.344	21.771	35.655	24.364	34.554	221.9	2	1:56.344	21.771	35.655	24.364	34.554	221.9	
3	1:56.348	21.991	35.557	24.359	34.441	211.9	3	1:56.348	21.991	35.557	24.359	34.441	211.9	
4	1:56.625	22.754	35.431	24.076	34.364	202.8	4	1:56.625	22.754	35.431	24.076	34.364	202.8	
5	<b>1:55.449</b>	<b>21.493</b>	<b>35.301</b>	24.264	34.391	213.6	5	<b>1:55.449</b>	<b>21.493</b>	<b>35.301</b>	24.264	34.391	213.6	
6	1:55.875	22.289	35.394	<b>23.920</b>	<b>34.272</b>	204.0	6	1:55.875	22.289	35.394	<b>23.920</b>	<b>34.272</b>	204.0	
7	1:56.359	22.032	35.321	24.220	34.786	203.2	7	1:56.359	22.032	35.321	24.220	34.786	203.2	
8	1:56.494	22.432	35.500	24.015	34.547	203.6	8	1:56.494	22.432	35.500	24.015	34.547	203.6	
9	1:56.415	21.780	35.549	24.269	34.817	207.9	9	1:56.415	21.780	35.549	24.269	34.817	207.9	





## Pre Moto3

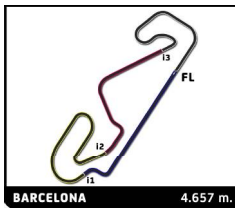
### RFME ESBK 2023

#### Carrera 1

#### Sector Analysis

— Invalidated Lap    ■ Personal Best    ■ Session Best    B Crossing the pit lane

Lap	Time	Sector 1	Sector 2	Sector 3	Sector 4	T.Spd	Lap	Time	Sector 1	Sector 2	Sector 3	Sector 4	T.Spd		
10	1:57.271	22.505	35.786	24.099	34.881	204.0									
11	1:56.405	22.538	35.417	24.154	34.296	206.3									
12	1:56.724	21.995	35.452	24.519	34.758	209.5									
13	1:56.186	22.023	35.305	24.188	34.670	216.1									
14	1:58.600	22.644	36.953	24.613	34.390	203.2									
<b>4</b>	<b>Francisco J. PALOMERA</b> ESP							<b>30</b>	<b>Jean Kento TURNER</b> JPN						
	MRE TALENT BEON								MIGUEL OLIVEIRA RACING TEAM BEON						
1	2:03.590	26.929	36.265	24.850	35.546		1	2:04.462	27.455	36.750	24.889	35.368			
2	1:56.924	21.842	35.853	24.693	34.536	213.2	2	1:57.753	22.325	35.898	24.688	34.842	211.1		
3	1:56.513	21.925	35.462	24.555	34.571	214.9	3	1:57.557	22.586	35.755	<b>24.529</b>	<b>34.687</b>	206.7		
4	1:55.999	21.604	35.615	24.458	34.322	220.1	4	1:57.355	22.138	35.740	24.601	34.876	211.1		
5	1:56.279	21.704	35.526	24.447	34.602	215.3	5	1:57.500	22.366	35.735	24.572	34.827	205.5		
6	1:56.537	21.708	35.615	24.385	34.829	218.3	6	1:57.708	22.470	35.666	24.675	34.897	202.5		
7	<b>1:55.613</b>	<b>21.517</b>	<b>35.352</b>	24.428	<b>34.316</b>	217.9	7	<b>1:56.972</b>	22.064	<b>35.533</b>	24.600	34.775	209.5		
8	1:56.170	21.819	35.601	24.243	34.507	212.3	8	1:58.390	22.576	35.950	24.746	35.118	207.5		
9	1:56.549	21.839	35.691	24.436	34.583	214.4	9	1:57.057	<b>22.024</b>	35.576	24.687	34.770	205.5		
10	1:56.417	21.924	35.536	24.237	34.720	207.5	10	1:58.130	22.268	35.945	24.758	35.159	209.5		
11	1:56.424	21.794	35.660	24.397	34.573	213.2	11	1:58.771	22.978	35.944	24.645	35.204	198.4		
12	1:56.278	21.671	35.583	24.492	34.532	217.0	12	1:58.306	22.569	36.030	24.704	35.003	203.2		
13	1:56.023	21.839	35.651	<b>24.150</b>	34.383	212.3	13	1:58.336	22.541	36.065	24.620	35.110	205.5		
14	2:11.221	21.707	43.562	28.399	37.553	219.2	14	1:58.273	22.604	36.087	24.694	34.888	204.4		
<b>9</b>	<b>Elliott KASSIGIAN</b> FRA							<b>37</b>	<b>Luca M. CASAGRANDE</b> ITA						
	MECAPROJETS TEAM ADO ERDOG								ALMA RACING TEAM BEON						
1	2:03.703	26.973	36.734	24.885	35.111		1	2:04.856	27.973	36.894	24.678	35.311			
2	1:57.363	21.902	35.944	24.707	34.810	212.8	2	1:57.781	22.171	35.920	24.680	35.010	214.4		
3	1:56.578	21.887	35.663	24.621	<b>34.407</b>	209.1	3	1:57.101	21.943	35.758	24.499	34.901	213.6		
4	<b>1:56.393</b>	<b>21.874</b>	<b>35.468</b>	<b>24.479</b>	34.572	209.1	4	1:57.254	21.919	35.746	24.646	34.943	208.7		
5	1:57.851	21.876	36.147	24.772	35.056	213.2	5	1:57.526	22.227	35.716	24.641	34.942	204.4		
6	1:58.695	22.571	35.989	24.915	35.220	205.1	6	1:57.568	22.292	35.750	24.683	<b>34.843</b>	202.1		
7	1:58.310	22.194	36.000	24.784	35.332	207.5	7	<b>1:56.982</b>	21.982	35.571	24.496	34.933	207.5		
8	1:57.601	22.236	35.765	24.793	34.807	206.7	8	1:58.129	22.683	35.881	24.718	34.847	202.8		
9	1:57.695	22.352	35.680	24.804	34.859	197.7	9	1:57.337	22.088	<b>35.548</b>	24.628	35.073	206.7		
10	1:59.258	22.970	36.210	24.588	35.490	199.5	10	1:59.031	22.341	36.298	24.694	35.698	201.0		
11	1:58.454	22.565	35.936	24.683	35.270	207.1	11	1:58.255	<b>21.875</b>	35.884	24.657	35.839	209.9		
12	1:58.599	22.614	36.206	24.526	35.253	204.4	12	1:58.612	22.609	36.040	24.679	35.284	204.7		
13	1:57.943	22.290	36.145	24.605	34.903	203.6	13	1:57.691	22.224	36.062	<b>24.470</b>	34.935	204.7		
14	1:57.819	21.989	36.060	24.867	34.903	205.1	14	1:58.631	23.101	36.114	24.490	34.926	199.5		
<b>7</b>	<b>David JIMENEZ</b> ESP							<b>77</b>	<b>Kerman D. TINEZ</b> VEN						
	MDR COMPETICIÓN BEON								CUNA DE CAMPEONES MIR RACING						
1	2:02.420	26.674	36.053	24.614	35.079		1	2:00.665	25.911	35.709	24.643	34.402			
2	1:57.170	<b>21.734</b>	35.849	24.639	34.948	215.3	2	1:58.562	22.228	36.490	24.887	34.957	205.9		
3	1:57.138	22.318	35.642	<b>24.470</b>	34.708	217.0	3	1:55.962	21.692	35.507	24.177	34.586	214.9		
4	<b>1:56.969</b>	21.810	36.048	24.484	<b>34.627</b>	218.3	4	1:55.750	<b>21.681</b>	35.675	24.154	<b>34.240</b>	215.7		
5	1:58.051	22.024	36.160	24.753	35.114	214.4	5	1:56.340	22.032	35.577	24.219	34.512	204.7		
6	1:58.469	22.336	36.148	24.819	35.166	207.9	6	1:56.806	22.042	35.777	24.437	34.550	207.9		
7	1:58.595	22.424	35.988	24.823	35.360	205.9	7	1:56.174	22.100	35.351	24.224	34.499	213.2		
8	1:58.531	22.536	36.236	24.854	34.905	204.7	8	<b>1:55.617</b>	21.719	<b>35.131</b>	24.299	34.468	208.3		
9	1:57.350	22.113	<b>35.570</b>	24.578	35.089	210.3	9	1:56.089	21.808	35.348	<b>24.152</b>	34.781	209.5		
10	1:58.669	21.986	36.077	24.886	35.720	207.1	10	1:57.477	22.237	36.201	24.208	34.831	206.3		
11	1:58.172	22.247	35.986	24.602	35.337	208.7	11	2:08.217	22.061	35.787	24.173	46.196	211.1		
12	1:58.379	22.414	36.071	24.736	35.158	205.5	12	2:00.801	23.240	36.792	25.321	35.448	198.0		
13	1:58.187	22.336	35.992	24.665	35.194	204.0	13	1:59.596	22.626	36.435	25.045	35.490	198.8		
14	1:58.426	22.589	36.013	24.753	35.071	201.7	14	1:59.110	22.990	36.761	24.533	34.826	198.8		
							<b>11</b>	<b>Oliver CANTOS</b> ESP							
								ALMA RACING TEAM BEON							
							1	2:03.346	27.345	36.382	24.828	34.791			
							2	<b>1:56.721</b>	<b>21.826</b>	35.889	<b>24.392</b>	<b>34.614</b>	212.8		
							3	1:56.837	22.008	<b>35.769</b>	24.392	34.668	214.0		



**Pre Moto3**  
**RFME ESBK 2023**  
**Carrera 1**  
**Sector Analysis**

— Invalidated Lap    ■ Personal Best    ■ Session Best    B Crossing the pit lane

Lap	Time	Sector 1	Sector 2	Sector 3	Sector 4	T.Spd
4	1:57.049	21.851	35.848	24.599	34.751	209.5
5	1:57.820	21.863	35.847	25.056	35.054	212.8
6	1:58.721	22.586	35.968	24.797	35.370	208.3
7	1:58.366	22.506	36.016	24.534	35.310	204.0
8	1:58.729	22.645	35.994	24.820	35.270	208.3
9	1:57.691	22.350	35.906	24.526	34.909	205.9
10	1:58.446	22.190	36.013	24.632	35.611	207.1
11	1:58.443	22.456	35.945	24.540	35.502	205.1
12	1:58.316	22.501	36.146	24.585	35.084	206.7
13	1:58.387	22.540	36.047	24.652	35.148	200.2
14	1:58.671	22.497	36.258	24.679	35.237	205.9

**18 Mathias TAMBURINI** ITA  
IGAXTEAM BEON

1	2:02.870	26.664	36.353	24.816	35.037	
2	1:57.152	21.934	35.805	24.502	34.911	217.4
3	1:56.844	22.020	35.664	24.411	34.749	221.4
4	1:56.259	21.516	35.441	24.452	34.850	219.6
5	<b>1:56.089</b>	21.503	<b>35.398</b>	24.541	<b>34.647</b>	217.9
6	1:56.558	21.686	35.623	<b>24.366</b>	34.883	217.4
7	1:56.512	<b>21.440</b>	35.678	24.458	34.936	217.0
8	1:56.294	21.539	35.540	24.547	34.668	219.2
9	1:56.797	21.812	35.510	24.457	35.018	215.7
10	1:57.598	21.815	35.834	24.748	35.201	212.3
11	1:58.682	22.219	36.143	24.777	35.543	209.9
12	1:59.025	22.288	36.312	24.876	35.549	207.9
13	2:00.429	22.491	36.643	24.972	36.323	206.7
14	2:06.468	22.391	44.186	25.223	34.668	205.9

**76 Izan IBANÉZ** ESP  
BULTACO RACING BULTACO

1	2:04.410	27.195	36.776	25.008	35.431	
2	1:58.709	22.459	36.326	24.700	<b>35.224</b>	207.9
3	<b>1:57.886</b>	<b>22.038</b>	<b>35.960</b>	<b>24.636</b>	35.252	211.9
4	1:58.320	22.173	36.040	24.690	35.417	207.9
5	1:58.842	22.386	36.091	24.866	35.499	202.8
6	1:59.054	22.424	36.269	24.941	35.420	202.1
7	1:58.902	22.423	36.137	24.905	35.437	201.7
8	1:59.458	22.540	36.200	25.080	35.638	200.6
9	1:59.224	22.589	36.269	24.831	35.535	199.5
10	1:59.248	22.448	36.429	24.954	35.417	201.3
11	1:59.033	22.453	36.254	24.865	35.461	199.9
12	1:58.881	22.474	36.168	24.789	35.450	201.0
13	1:59.101	22.585	36.294	24.830	35.392	199.1
14	2:00.166	22.533	36.888	25.100	35.645	198.8

**17 Enzo DUPUIS** FRA  
BRS - BRECHON RACING SCHOOL BEON

1	2:05.879	27.854	37.065	25.169	35.791	
2	1:59.766	<b>22.623</b>	36.509	25.031	35.603	207.1
3	1:59.773	22.688	36.471	24.954	35.660	203.6
4	<b>1:59.585</b>	22.738	36.316	<b>24.922</b>	35.609	202.5
5	1:59.811	22.668	36.449	24.995	35.699	199.9
6	1:59.858	22.945	36.305	25.003	35.605	198.4
7	1:59.735	22.821	<b>36.233</b>	25.070	35.611	199.9
8	2:00.066	22.862	36.617	25.052	<b>35.535</b>	198.4
9	2:00.236	22.948	36.449	25.080	35.759	197.3

10	2:00.043	22.770	36.493	25.012	35.768	199.1
11	2:00.340	23.139	36.482	25.007	35.712	197.0
12	1:59.718	22.871	36.292	24.965	35.590	198.0
13	2:00.048	22.851	36.381	24.999	35.817	198.0
14	2:00.397	22.794	36.799	25.041	35.763	197.0

**66 Quentin MANDINE** FRA  
MAD RACING TEAM BEON

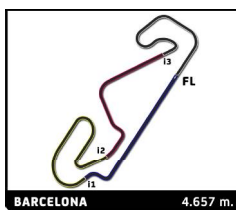
1	2:08.723	29.935	37.182	25.582	36.024	
2	2:01.135	<b>22.449</b>	36.559	25.453	36.674	208.3
3	2:01.288	23.126	36.959	25.329	35.874	204.4
4	2:00.642	22.814	36.652	25.387	35.789	199.9
5	2:00.863	22.967	36.508	25.314	36.074	197.0
6	2:00.786	23.013	36.404	25.334	36.035	195.9
7	2:00.410	22.924	36.374	25.260	35.852	198.0
8	2:00.524	22.854	36.229	25.116	36.325	196.6
9	2:00.325	22.895	36.282	25.257	35.891	194.5
10	<b>1:59.866</b>	22.843	36.357	25.052	<b>35.614</b>	197.3
11	2:00.314	22.836	36.388	25.206	35.884	195.2
12	2:00.045	22.939	<b>36.195</b>	<b>25.018</b>	35.893	196.6
13	2:00.201	22.847	36.286	25.283	35.785	195.9
14	2:00.724	22.958	36.761	25.263	35.742	194.8

**29 Randy TRUCHOT** FRA  
BS RACING BEON

1	2:08.454	29.672	37.169	25.461	36.152	
2	2:01.430	23.094	36.607	25.181	36.548	203.2
3	2:02.235	23.430	37.336	25.085	36.384	202.8
4	2:00.844	22.969	36.848	25.202	35.825	204.0
5	2:00.732	22.991	36.674	25.327	35.740	200.2
6	2:00.808	22.826	36.771	25.337	35.874	201.0
7	2:00.983	23.060	37.017	25.186	35.720	201.7
8	2:00.907	22.962	36.808	25.264	35.873	203.2
9	2:00.438	22.994	36.535	25.206	35.703	203.6
10	2:00.024	<b>22.737</b>	36.525	25.043	35.719	201.0
11	2:00.356	22.819	36.588	25.145	35.804	199.5
12	2:00.146	22.852	<b>36.442</b>	25.035	35.817	199.9
13	1:59.950	22.751	36.471	25.017	35.711	199.9
14	<b>1:59.767</b>	22.797	36.538	<b>25.003</b>	<b>35.429</b>	198.4

**16 Louis PAPELARD** FRA  
BEON BEON

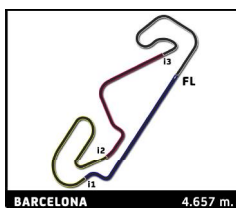
1	2:07.142	28.118	37.197	25.538	36.289	
2	2:02.627	22.723	37.490	25.771	36.643	209.5
3	2:02.461	22.977	37.565	25.389	36.530	206.3
4	2:01.272	22.976	36.846	25.417	36.033	207.9
5	2:01.069	22.590	36.852	25.468	36.159	208.7
6	2:00.246	22.693	36.625	25.268	35.660	206.7
7	2:00.538	<b>22.358</b>	36.903	25.335	35.942	209.5
8	2:00.978	22.633	36.933	25.363	36.049	205.9
9	2:01.090	22.615	37.163	25.354	35.958	205.1
10	2:00.193	22.376	36.683	25.168	35.966	209.1
11	2:00.225	22.470	36.657	25.126	35.972	206.3
12	2:00.091	22.675	36.640	25.094	35.682	208.7
13	<b>1:59.829</b>	22.494	<b>36.533</b>	<b>25.082</b>	35.720	208.7
14	2:00.207	22.489	36.840	25.267	<b>35.611</b>	208.7



**Pre Moto3**  
**RFME ESBK 2023**  
**Carrera 1**  
**Sector Analysis**

— Invalidated Lap   ■ Personal Best   ■ Session Best   B Crossing the pit lane

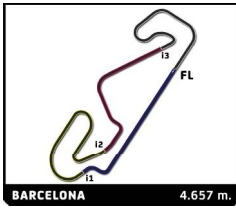
Lap	Time	Sector 1	Sector 2	Sector 3	Sector 4	T.Spd	Lap	Time	Sector 1	Sector 2	Sector 3	Sector 4	T.Spd
<b>61</b> <b>Travis BORG</b> MLT							5 1:56.003 22.297 <b>35.096</b> 24.203 <b>34.407</b> 205.5						
FRANDO RACING VHC TEAM LIQUI M BEON							6 1:56.006 21.925 35.556 <b>24.000</b> 34.525 207.9						
1	2:01.264	25.838	<b>36.054</b>	<b>24.472</b>	<b>34.900</b>		7	1:56.100	<b>21.570</b>	35.322	24.335	34.873	211.5
2	<b>1:57.904</b>	<b>21.972</b>	36.132	24.605	35.195	215.3	8	1:56.710	22.206	35.680	24.158	34.666	207.1
3	2:23.721	22.208	59.753	25.780	35.980	221.4	9	1:56.251	21.746	35.253	24.439	34.813	206.7
4	2:00.752	22.637	37.006	25.394	35.715	205.9	10	1:57.136	22.156	35.408	24.595	34.977	207.1
5	2:00.376	22.565	36.772	25.312	35.727	205.1	11	1:56.262	21.954	35.591	24.162	34.555	207.1
6	1:59.823	22.388	36.610	25.238	35.587	205.5	12	1:57.042	22.056	35.726	24.404	34.856	205.5
7	2:00.116	22.459	36.657	25.351	35.649	207.1	13	1:56.142	21.741	35.395	24.355	34.651	208.7
8	1:59.597	22.245	36.497	25.087	35.768	205.9	<b>32</b> <b>Marcos LUDEÑA</b> ESP						
9	1:59.934	22.452	36.493	25.166	35.823	205.5	ALM RACING						
10	1:59.774	22.290	36.726	25.052	35.706	208.3	1	2:02.934	26.180	37.224	24.821	34.709	
11	1:59.490	22.305	36.607	24.899	35.679	205.9	2	1:56.675	21.906	35.708	24.264	34.797	214.4
12	1:59.603	22.410	36.710	24.910	35.573	206.3	3	1:56.769	21.773	35.714	24.311	34.971	218.3
13	1:59.213	22.155	36.501	25.064	35.493	207.5	4	1:55.924	21.635	35.562	24.481	<b>34.246</b>	213.6
14	2:00.467	22.485	37.088	25.279	35.615	207.1	5	1:56.649	21.567	35.721	24.391	34.970	219.2
<b>35</b> <b>Miguel BERNAL</b> ESP							6	1:56.976	22.240	35.719	24.274	34.743	208.7
MDR-ANDIFER BEON							7	1:56.433	21.704	35.594	24.235	34.900	218.3
1	2:00.966	25.443	35.924	24.934	34.665		8	1:56.284	21.517	35.628	24.494	34.645	220.1
2	1:57.307	22.147	35.987	24.594	34.579	207.9	9	1:55.724	21.558	35.323	24.261	34.582	217.4
3	1:56.623	21.868	35.387	24.460	34.908	208.7	10	<b>1:55.623</b>	<b>21.438</b>	<b>35.231</b>	<b>24.155</b>	34.799	217.0
4	1:55.972	21.737	35.596	24.305	34.334	212.8	11	1:56.925	22.026	35.859	24.441	34.599	219.6
5	1:56.130	22.412	35.426	<b>24.118</b>	<b>34.174</b>	202.1	12	1:55.953	21.509	35.489	24.196	34.759	216.1
6	1:56.348	21.769	35.615	24.410	34.554	208.7	13	1:56.241	22.022	35.502	24.237	34.480	209.1
7	<b>1:55.846</b>	21.701	35.330	24.467	34.348	213.6	<b>49</b> <b>Izan RODRIGUEZ</b> ESP						
8	1:56.374	21.915	35.402	24.432	34.625	209.1	ETG RACING BEON						
9	1:56.714	22.704	<b>35.289</b>	24.139	34.582	203.2	1	2:01.416	26.466	35.901	24.333	34.716	
10	1:57.238	21.777	35.872	24.324	35.265	209.1	2	1:57.926	21.994	36.675	24.285	34.972	213.6
11	1:57.292	22.270	35.789	24.340	34.893	209.9	3	1:56.458	21.867	35.633	24.291	34.667	216.1
12	1:55.850	<b>21.134</b>	35.593	24.371	34.752	220.1	4	1:56.637	21.907	35.895	24.531	<b>34.304</b>	209.9
13	1:56.311	21.879	35.385	24.466	34.581	205.9	5	1:56.480	21.672	35.797	24.258	34.753	212.3
14	3:47.445	21.655	1:47.860	41.497	56.433	208.7	6	1:56.050	21.879	35.552	24.192	34.427	207.5
<b>33</b> <b>Enzo BELLON</b> FRA							7	1:56.220	21.841	35.527	24.294	34.558	210.3
BS RACING BEON							8	1:56.339	21.740	35.542	24.314	34.743	214.9
1	1:59.321	24.846	35.640	24.443	34.392		9	<b>1:55.857</b>	21.913	<b>35.405</b>	24.201	34.338	214.4
2	1:55.912	22.179	35.318	<b>24.042</b>	34.373	206.3	10	1:56.218	21.711	35.467	24.156	34.884	212.8
3	1:55.669	22.041	35.238	24.049	34.341	205.9	11	1:56.964	22.372	35.757	24.219	34.616	206.3
4	1:55.646	22.129	35.141	24.248	<b>34.128</b>	205.1	12	1:55.955	<b>21.469</b>	35.578	24.316	34.592	210.7
5	<b>1:55.560</b>	22.136	<b>35.073</b>	24.159	34.192	204.0	13	1:56.665	22.594	35.510	<b>24.118</b>	34.443	209.1
6	1:56.085	22.172	35.265	24.301	34.347	201.0	<b>5</b> <b>Ignacio GALAN</b> ESP						
7	1:55.940	22.044	35.290	24.272	34.334	202.5	IMPALA HONDA BEON						
8	1:55.846	22.043	35.214	24.276	34.313	208.7	1	2:01.795	26.406	36.201	24.470	34.718	
9	1:55.959	22.122	35.312	24.148	34.377	200.2	2	1:57.482	21.900	36.113	24.564	34.905	214.4
10	1:56.122	22.217	35.331	24.250	34.324	203.2	3	1:56.624	22.063	35.577	24.329	34.655	211.9
11	1:56.150	22.126	35.360	24.148	34.516	211.5	4	1:56.357	21.724	35.833	24.306	34.494	209.1
12	1:56.354	22.172	35.433	24.158	34.591	208.7	5	<b>1:55.493</b>	21.651	35.518	24.251	<b>34.073</b>	214.9
13	1:55.974	<b>22.026</b>	35.464	24.239	34.245	207.5	6	1:56.582	21.901	35.558	24.449	34.674	212.8
<b>13</b> <b>Pedro VARELA</b> PRT							7	1:56.695	22.102	35.556	24.382	34.655	213.2
CUNA DE CAMPEONES MIR RACING							8	1:56.693	22.274	35.420	24.298	34.701	207.5
1	2:01.399	26.149	35.917	24.392	34.941		9	1:56.497	21.948	35.646	24.278	34.625	208.3
2	1:56.982	21.928	35.906	24.531	34.617	218.8	10	1:55.629	<b>21.508</b>	<b>35.081</b>	24.189	34.851	211.5
3	1:56.660	22.228	35.618	24.197	34.617	209.1	11	1:56.801	21.971	35.620	24.194	35.016	215.3
4	<b>1:55.802</b>	21.577	35.293	24.312	34.620	212.8	12	1:57.072	22.336	35.767	24.217	34.752	213.6
							13	1:55.849	21.648	35.592	<b>24.106</b>	34.503	210.7



**Pre Moto3**  
RFME ESBK 2023  
Carrera 1  
Sector Analysis

— Invalidated Lap							■ Personal Best	■ Session Best	B Crossing the pit lane				
Lap	Time	Sector 1	Sector 2	Sector 3	Sector 4	T.Spd	Lap	Time	Sector 1	Sector 2	Sector 3	Sector 4	T.Spd
<b>34</b>	<b>Jacobo HINOJOSA</b>					ESP							
	QRG MOTOR RACING					BEON							
1	2:02.824	27.077	36.304	24.501	34.942								
2	1:56.946	22.069	35.918	24.339	34.620	214.9							
3	1:56.556	21.859	35.552	<b>24.244</b>	34.901	212.3							
4	1:56.373	21.889	35.746	24.467	<b>34.271</b>	208.3							
5	1:56.138	<b>21.520</b>	35.459	24.257	34.902	214.0							
6	1:56.792	22.333	35.530	24.264	34.665	209.5							
7	1:56.247	21.907	35.527	24.363	34.450	210.3							
8	<b>1:56.039</b>	21.666	35.531	24.328	34.514	213.6							
9	1:56.187	21.721	<b>35.399</b>	24.382	34.685	214.9							
10	1:56.446	21.893	35.494	24.372	34.687	205.9							
11	1:56.804	21.757	35.579	24.268	35.200	210.3							
12	1:56.311	21.567	35.602	24.387	34.755	214.0							
13	1:56.467	21.833	35.652	24.297	34.685	209.9							
<b>22</b>	<b>Kristian A. DANIEL JR</b>					USA							
	BULTACO RACING					BULTACO							
1	2:14.931	39.153	36.304	24.706	34.768								
2	<b>1:57.418</b>	22.368	35.893	<b>24.493</b>	<b>34.664</b>	200.6							
3	1:58.050	<b>22.256</b>	<b>35.779</b>	24.869	35.146	203.2							
4	2:27.868B	23.820	37.036	26.353	1:00.659	185.2							
5	12:29.900	...	38.412	25.805	36.195	131.1							
6	2:06.560B	23.651	36.456	24.884	41.569	178.2							
7	5:18.539	3:41.144	36.817	25.478	35.100	152.5							



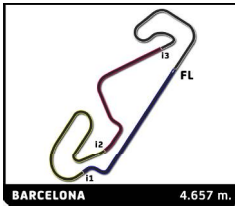


**Pre Moto3**  
RFME ESBK 2023  
Carrera 1

Analysis by lap

Lapped

No	Lap Time	Gap	No	Lap Time	Gap	No	Lap Time	Gap	No	Lap Time	Gap	No	Lap Time	Gap									
<b>Lap 1</b>																							
45	1:59.302	0.000	17	1:59.766	10.482	11	1:57.049	7.405	34	1:56.792	7.436	78	1:55.927	7.149									
33	1:59.321	0.019	16	2:02.627	14.606	9	1:56.393	7.489	18	1:56.558	7.579	8	1:56.314	7.494									
71	2:00.496	1.194	66	2:01.135	14.695	37	1:57.254	10.444	4	1:56.537	7.649	49	1:56.339	7.547									
8	2:00.512	1.210	29	2:01.430	14.721	30	1:57.355	10.579	32	1:56.976	7.734	4	1:56.170	7.646									
78	2:00.543	1.241	22	1:57.418	17.186	76	1:58.320	12.777	7	1:58.469	12.024	5	1:56.693	7.742									
77	2:00.665	1.363	<b>Lap 3</b>																				
35	2:00.966	1.664	33	1:55.669		66	2:00.642	25.240	9	1:58.695	12.390	18	1:56.294	8.599									
55	2:00.979	1.677	45	1:55.816	0.077	29	2:00.844	26.415	37	1:57.568	13.893	32	1:56.284	8.665									
61	2:01.264	1.962	71	1:56.340	1.879	16	2:01.272	26.954	30	1:57.708	14.142	9	1:57.601	16.515									
13	2:01.399	2.097	55	1:55.609	3.662	61	2:00.752	37.093	76	1:59.054	19.028	37	1:58.129	17.218									
49	2:01.416	2.114	8	1:55.988	3.711	22	2:27.868	51.719	17	1:59.858	26.479	7	1:58.531	17.364									
70	2:01.686	2.384	46	1:56.348	3.774	<b>Lap 5</b>																	
5	2:01.795	2.493	35	1:56.623	3.994	33	1:55.560		29	2:00.808	36.310	11	1:58.729	17.610									
46	2:01.984	2.682	70	1:56.157	4.027	45	1:55.940	0.619	16	2:00.246	36.624	76	1:59.458	25.602									
7	2:02.420	3.118	13	1:56.660	4.139	71	1:56.505	3.433	61	1:59.823	45.647	17	2:00.066	34.494									
34	2:02.824	3.522	77	1:55.962	4.287	55	1:55.456	4.595	<b>Lap 7</b>														
18	2:02.870	3.568	78	1:57.193	4.350	46	1:55.449	4.642	33	1:55.940		29	2:00.907	46.414									
32	2:02.934	3.632	49	1:56.458	4.898	13	1:56.003	4.738	45	1:55.343	0.108	61	1:59.597	53.574									
11	2:03.346	4.044	5	1:56.624	4.999	35	1:56.130	4.890	71	1:56.415	4.800	<b>Lap 9</b>											
4	2:03.590	4.288	34	1:56.556	5.424	77	1:56.340	5.171	13	1:56.100	4.819	33	1:55.959										
9	2:03.703	4.401	32	1:56.769	5.476	70	1:55.627	5.180	46	1:56.359	4.851	45	1:56.004	0.253									
76	2:04.410	5.108	7	1:57.138	5.826	78	1:55.853	5.307	55	1:56.474	4.911	46	1:56.415	5.955									
30	2:04.462	5.160	18	1:56.844	5.964	5	1:55.493	5.643	70	1:56.066	4.986	13	1:56.251	5.975									
37	2:04.856	5.554	11	1:56.837	6.002	34	1:56.138	6.729	35	1:55.846	5.059	77	1:56.089	6.027									
17	2:05.879	6.577	4	1:56.513	6.125	8	1:56.753	6.756	77	1:56.174	6.126	70	1:56.245	6.058									
16	2:07.142	7.840	9	1:56.578	6.742	49	1:56.480	6.809	5	1:56.695	6.895	71	1:56.657	6.136									
29	2:08.454	9.152	37	1:57.101	8.836	32	1:56.649	6.843	8	1:55.998	7.026	55	1:56.792	6.218									
66	2:08.723	9.421	30	1:57.557	8.870	18	1:56.089	7.106	49	1:56.220	7.054	35	1:56.714	6.342									
22	2:14.931	15.629	76	1:57.886	10.103	4	1:56.279	7.197	78	1:57.417	7.068	78	1:55.571	6.761									
<b>Lap 2</b>																							
45	1:55.861		17	1:59.773	14.516	7	1:58.051	9.640	34	1:56.247	7.743	49	1:55.857	7.445									
33	1:55.912	0.070	22	1:58.050	19.497	11	1:57.820	9.665	18	1:56.512	8.151	8	1:56.060	7.595									
71	1:55.945	1.278	66	2:01.288	20.244	9	1:57.851	9.780	32	1:56.433	8.227	34	1:56.187	8.164									
78	1:57.516	2.896	29	2:02.235	21.217	37	1:57.526	12.410	7	1:58.595	14.679	4	1:56.549	8.236									
35	1:57.307	3.110	16	2:02.461	21.328	30	1:57.500	12.519	11	1:58.366	14.727	5	1:56.497	8.280									
46	1:56.344	3.165	61	2:23.721	31.987	76	1:58.842	16.059	9	1:58.310	14.760	32	1:55.724	8.430									
13	1:56.982	3.218	<b>Lap 4</b>																				
8	1:58.113	3.462	33	1:55.646		66	2:00.863	30.543	37	1:56.982	14.935	18	1:56.797	9.437									
70	1:57.086	3.609	45	1:55.808	0.239	29	2:00.732	31.587	30	1:56.972	15.174	9	1:57.695	18.251									
55	1:57.976	3.792	71	1:56.255	2.488	16	2:01.069	32.463	76	1:58.902	21.990	37	1:57.337	18.596									
61	1:57.904	4.005	13	1:55.802	4.295	61	2:00.376	41.909	17	1:59.735	30.274	7	1:57.350	18.755									
77	1:58.562	4.064	35	1:55.972	4.320	<b>Lap 6</b>																	
5	1:57.482	4.114	77	1:55.750	4.391	33	1:56.085		66	2:00.410	39.714	30	1:57.057	18.816									
49	1:57.926	4.179	55	1:56.683	4.699	45	1:56.171	0.705	16	2:00.538	41.222	11	1:57.691	19.342									
7	1:57.170	4.427	46	1:56.625	4.753	71	1:56.977	4.325	29	2:00.983	41.353	76	1:59.224	28.867									
32	1:56.675	4.446	78	1:56.310	5.014	55	1:55.867	4.377	61	2:00.116	49.823	17	2:00.236	38.771									
34	1:56.946	4.607	70	1:56.732	5.113	46	1:55.875	4.432	<b>Lap 8</b>														
18	1:57.152	4.859	8	1:57.498	5.563	13	1:56.006	4.659	33	1:55.846		66	2:00.325	48.758									
11	1:56.721	4.904	5	1:56.357	5.710	70	1:55.765	4.860	45	1:55.946	0.208	29	2:00.438	50.893									
4	1:56.924	5.351	32	1:55.924	5.754	35	1:56.348	5.153	55	1:56.320	5.385	16	2:01.090	51.485									
9	1:57.363	5.903	49	1:56.637	5.889	78	1:56.369	5.591	71	1:56.484	5.438	61	1:59.934	57.549									
30	1:57.753	7.052	34	1:56.373	6.151	77	1:56.806	5.892	46	1:56.494	5.499	<b>Lap 10</b>											
37	1:57.781	7.474	4	1:55.999	6.478	5	1:56.582	6.140	35	1:56.374	5.587	33	1:56.122										
76	1:58.709	7.956	18	1:56.259	6.577	49	1:56.050	6.774	13	1:56.710	5.683	45	1:55.987	0.118									
<b>Lap 3</b>																							
<b>Lap 4</b>																							
<b>Lap 5</b>																							
<b>Lap 6</b>																							
<b>Lap 7</b>																							
<b>Lap 8</b>																							
<b>Lap 9</b>																							
<b>Lap 10</b>																							
7	1:57.363	5.903	7	1:56.969	7.149	8	1:56.297	6.968	77	1:55.617	5.897	70	1:57.012	6.948									
37	1:57.781	7.474										71	1:56.945	6.959									
76	1:58.709	7.956										13	1:57.136	6.989									



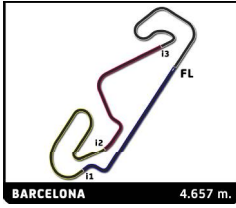
**Pre Moto3**  
RFME ESBK 2023  
Carrera 1

Analysis by lap

Lapped

No	Lap Time	Gap	No	Lap Time	Gap	No	Lap Time	Gap	No	Lap Time	Gap	No	Lap Time	Gap
78	1:56.433	7.072	45	1:56.313		16	1:59.829	1:07.223						
46	1:57.271	7.104	33	1:56.354	0.061	61	1:59.213	1:11.029						
55	1:57.052	7.148	22	2:06.560	6 Laps									
77	1:57.477	7.382	55	1:56.977	7.762	<b>Lap 14</b>								
35	1:57.238	7.458	46	1:56.724	7.790	45	2:00.141							
49	1:56.218	7.541	71	1:56.796	7.835	55	1:55.515	2.993						
8	1:56.199	7.672	13	1:57.042	7.850	71	1:55.629	3.090						
5	1:55.629	7.787	70	1:56.572	7.899	70	1:57.317	4.939						
32	1:55.623	7.931	49	1:55.955	8.017	78	1:57.238	4.975						
34	1:56.446	8.488	35	1:55.850	8.157	8	1:56.518	5.672						
4	1:56.417	8.531	8	1:56.328	8.251	46	1:58.600	5.968						
18	1:57.598	10.913	32	1:55.953	8.366	4	2:11.221	19.426						
30	1:58.130	20.824	78	1:56.429	8.417	9	1:57.819	25.151						
7	1:58.669	21.302	4	1:56.278	8.790	7	1:58.426	25.415						
9	1:59.258	21.387	34	1:56.311	9.160	30	1:58.273	25.459						
37	1:59.031	21.505	5	1:57.072	9.217	37	1:58.631	25.643						
11	1:58.446	21.666	18	1:59.025	16.177	77	1:59.110	26.055						
76	1:59.248	31.993	77	2:00.801	23.957	11	1:58.671	26.432						
17	2:00.043	42.692	7	1:58.379	25.410	18	2:06.468	26.466						
66	1:59.866	52.502	30	1:58.306	25.458	76	2:00.166	40.123						
29	2:00.024	54.795	37	1:58.612	25.929	17	2:00.397	54.144						
16	2:00.193	55.556	11	1:58.316	25.982	66	2:00.724	1:04.735						
61	1:59.774	1:01.201	9	1:58.599	25.997	29	1:59.767	1:05.963						
22	12:29.900	5 Laps	76	1:58.881	37.464	16	2:00.207	1:06.857						
<b>Lap 11</b>			17	1:59.718	50.307	61	2:00.467	1:10.923						
45	1:56.012		66	2:00.045	1:00.418	22	5:18.539	7 Laps						
33	1:56.150	0.020	29	2:00.146	1:02.854	35	3:47.445	1:55.305						
55	1:56.080	7.098	16	2:00.091	1:03.429									
13	1:56.262	7.121	61	1:59.603	1:07.851									
71	1:56.523	7.352	<b>Lap 13</b>											
46	1:56.405	7.379	33	1:55.974										
70	1:56.822	7.640	45	1:56.467	0.432									
8	1:56.694	8.236	46	1:56.186	7.941									
78	1:57.359	8.301	13	1:56.142	7.957									
49	1:56.964	8.375	71	1:56.234	8.034									
5	1:56.801	8.458	55	1:56.324	8.051									
35	1:57.292	8.620	70	1:56.331	8.195									
32	1:56.925	8.726	78	1:55.928	8.310									
4	1:56.424	8.825	35	1:56.311	8.433									
34	1:56.804	9.162	32	1:56.241	8.572									
18	1:58.682	13.465	49	1:56.665	8.647									
77	2:08.217	19.469	4	1:56.023	8.778									
7	1:58.172	23.344	5	1:55.849	9.031									
30	1:58.771	23.465	34	1:56.467	9.592									
37	1:58.255	23.630	8	1:57.511	9.727									
9	1:58.454	23.711	18	2:00.429	20.571									
11	1:58.443	23.979	77	1:59.596	27.518									
76	1:59.033	34.896	7	1:58.187	27.562									
17	2:00.340	46.902	37	1:57.691	27.585									
66	2:00.314	56.686	30	1:58.336	27.759									
29	2:00.356	59.021	9	1:57.943	27.905									
16	2:00.225	59.651	11	1:58.387	28.334									
61	1:59.490	1:04.561	76	1:59.101	40.530									
<b>Lap 12</b>			17	2:00.048	54.320									
			66	2:00.201	1:04.584									
			29	1:59.950	1:06.769									




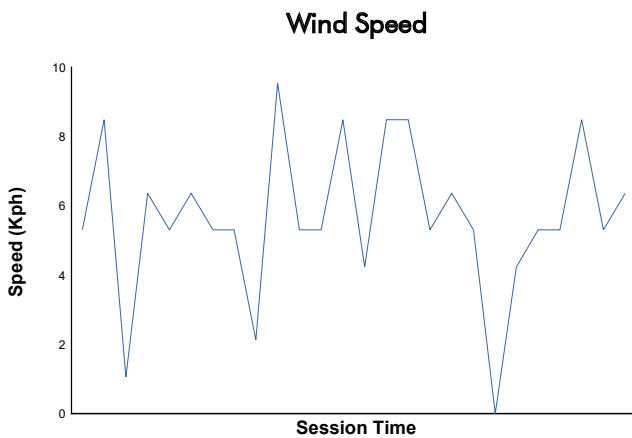
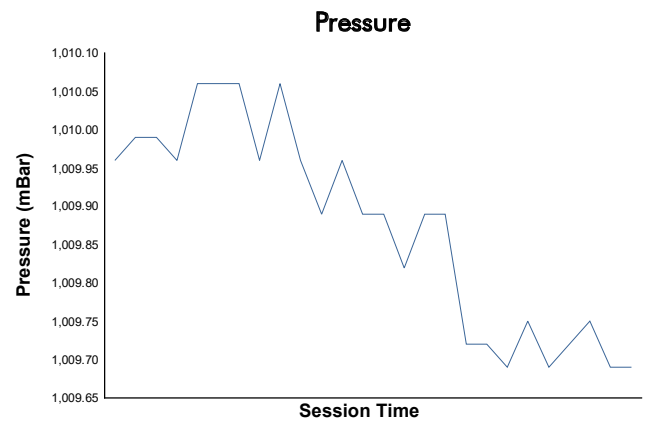
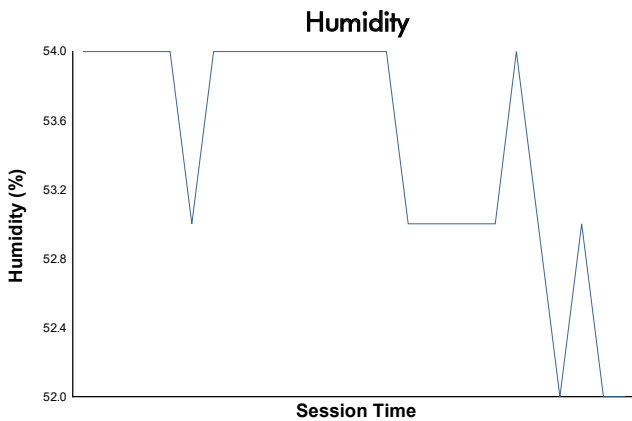
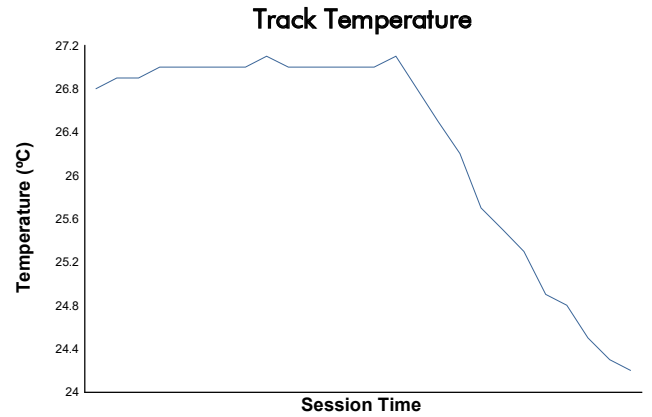
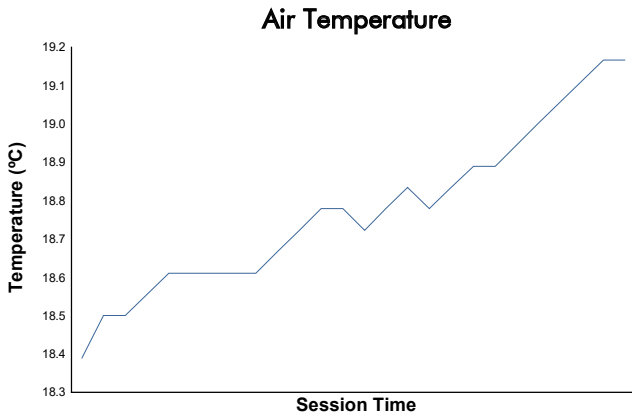


**RFME ESBK 2023**

Pre Moto3

Carrera 1

**Weather Report**



Track Status: **DRY**