

14 Y 15 OCTUBRE

CIRCUITO DE JEREZ  
ÁNGEL NIETO

d1

## SBK Entrenamientos Libres 1 Resultados Entrenamientos

CONDICIONES ATMOSFERICAS: Soleado

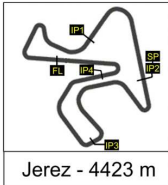
ESTADO DE LA PISTA: Seca

Ord.	#	Piloto	Licencia	Club	Marca	NV	VR	Tiempo	Gap	Intv	VMax
1	99	Oscar GUTIÉRREZ	ESP	TEAM HONDA LAGLISSE	HONDA	18	13	1:41.985	----	----	259,7
2	44	Steven ODENDAAL	RSA	NEW2 PROJECT	YAMAHA	17	5	1:41.992	0.007	0.007	255,0
3	70	Marc ALCOBA	ESP	ANDOTRANS TEAM TORR	YAMAHA	10	3	1:42.019	0.034	0.027	262,3
4	75	Ivo LOPES	POR	BMW EASYRACE TEAM		12	4	1:42.038	0.053	0.019	261,7
5	10 st	Unai ORRADRE	ESP	TEAM HONDA LAGLISSE	HONDA	17	9	1:42.155	0.170	0.117	264,2
6	40	Roman RAMOS	ESP	KAWASAKI PALMETO PL R	KAWASAKI	15	14	1:42.318	0.333	0.163	257,8
7	1	Esteve RABAT	ESP	TR53 Racing Team	HONDA	18	12	1:42.546	0.561	0.228	262,8
8	84	Jesper PELLIJEFF	SWE	BMW MOTORRAD NORDIC		9	7	1:42.918	0.933	0.372	265,2
9	94	Naomichi URAMOTO	JPN	JEG RACING	HONDA	18	16	1:43.114	1.129	0.196	259,2
10	77	Christoffer BERGMAN	SWE	YAMAHA TEAM SCANDINA	YAMAHA	15	13	1:43.184	1.199	0.070	254,5
11	23	Christophe PONSSON	FRA	BMS RACETECH	BMW	19	14	1:43.222	1.237	0.038	263,4
12	53 st	Daniel GONZALEZ	ESP	PS RACING TEAM		17	16	1:43.260	1.275	0.038	255,3
13	74 st	Piotr BIESIEKIRSKI	POL	FAU55 RACING - EUVIC	YAMAHA	17	12	1:43.273	1.288	0.013	254,5
14	89 st	Daniel VALLE	ESP	YAMAHA GV STRATOS MA	YAMAHA	9	9	1:43.435	1.450	0.162	260,9
15	2 st	Guillaume ANTIGA	FRA	JEG RACING	HONDA	17	11	1:43.724	1.739	0.289	261,8
16	27 st	Balint KOVACS	ITA	BMW EASYRACE TEAM		17	9	1:43.971	1.986	0.247	261,0
17	21 st	Eduardo MONTERO	ESP	TEAM HONDA LAGLISSE	HONDA	19	19	1:44.249	2.264	0.278	263,9
18	96 st	Jamie W. DAVIS	GBR	BRITISH CARRERA TEAM	YAMAHA	11	5	1:44.289	2.304	0.040	250,9
19	13	Ville VALTONEN	FIN	SENSETEC OY		12	10	1:44.507	2.522	0.218	255,3
20	29 st	Juan Jose NUÑEZ	ESP	YAMAHA GV STRATOS	YAMAHA	14	10	1:44.822	2.837	0.315	258,2
21	56 st	John P. INGRAM	GBR			15	12	1:45.758	3.773	0.936	250,5
22	37 st	Corey TINKER	GBR	CT RACING	YAMAHA	17	12	1:46.190	4.205	0.432	249,8
23	71 st	Phillip CROWE	GBR	CROWE PERFORMANCE		17	6	1:46.486	4.501	0.296	240,6
24	9 st	Miguel ROMAO	POR	ELITE RACING TEAM	YAMAHA	15	12	1:46.917	4.932	0.431	255,4
25	4 st	Javier ARTIME	ESP	PROMORACING TEAM	YAMAHA	17	10	1:46.989	5.004	0.072	250,5
26	92 st	Julio DOMINGUEZ	ESP	MRE TALENT		6	2	1:47.279	5.294	0.290	254,1
27	3 st	Ola NESBAKKEN	ESP	YAMAHA TEAM SCANDINA	YAMAHA	18	9	1:47.482	5.497	0.203	254,2
28	7 st	Zechariah K. DZEGEDE	USA	JEG RACING	HONDA	16	8	1:47.805	5.820	0.323	256,0
29	51 st	Victor GALLEGO	ESP	EASYRACE TEAM		13	10	1:49.280	7.295	1.475	251,7
30	36 st	Yousef SORIANO	ESP	ALMA RACING	YAMAHA	15	14	1:50.819	8.834	1.539	247,3
31	32 st	Sabine Eva HOLBROOK	SUI	SABINE3RACING	YAMAHA	10	3	1:51.346	9.361	0.527	247,0

Circuito de Jerez, 13 DE OCTUBRE DE 2023

Hora:	Hora:	RESULTADOS PUBLICADOS A LAS 12:44 HORAS
-------	-------	---





14 Y 15 OCTUBRE

CIRCUITO DE JEREZ  
ÁNGEL NIETO

d2

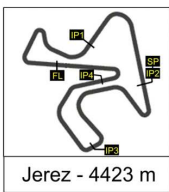
## SBK Entrenamientos Libres 1 Vuelta a Vuelta

Vuelta	1	2	3	4	7	9	10	13	21	23	27	29
1	1:51.516	2:00.608	1:59.856	1:56.128	2:00.058	1:59.219	1:58.586	1:55.208	1:58.509	1:56.360	1:53.735	1:53.392
2	1:43.760	1:45.613	1:51.867	1:48.645	1:50.164	1:49.310	1:45.082	1:48.627	1:45.670	1:43.965	1:45.871	1:47.453
3	1:43.283	1:43.786	1:49.067	1:47.924	1:48.723	1:48.799	1:43.356	1:45.711	1:46.009	1:43.895	1:45.339	1:46.656
4	1:44.865	1:49.540	1:49.053	1:50.145	1:49.180	1:49.178	PIT EXIT	1:47.119	1:44.764	1:43.396	1:59.255	1:46.271
5	1:43.578	1:44.160	1:48.167	1:48.221	1:47.993	1:48.342	1:50.745	1:46.920	1:44.591	1:43.456	1:44.377	1:46.315
6	1:43.248	1:49.565	1:48.242	1:48.611	PIT EXIT	1:48.276	1:43.498	1:45.195	1:51.209	1:46.519	1:44.619	1:46.002
7	1:43.775	1:44.452	1:47.674	PIT EXIT	1:57.978	1:48.720	1:49.142	1:45.379	1:44.727	1:43.810	1:44.342	PIT EXIT
8	1:43.574	1:44.125	1:47.890	1:58.453	1:47.805*	PIT EXIT	1:43.551	PIT EXIT	1:44.486	1:51.635	1:44.394	1:55.847
9	1:43.447	PIT EXIT	1:47.482*	1:47.301	1:48.276	1:53.418	1:42.155*	2:08.135	PIT EXIT	1:44.586	1:43.971*	1:46.303
10	PIT EXIT	1:53.848	1:47.771	1:46.989*	1:47.967	1:47.419	1:42.988	1:44.507*	2:07.479	1:43.648	PIT EXIT	1:44.822*
11	1:49.301	1:43.724*	PIT EXIT	1:47.111	1:55.313	1:48.016	1:43.362	1:54.566	1:45.029	PIT EXIT	1:52.887	PIT EXIT
12	1:42.546*	1:43.892	1:57.701	1:55.381	PIT EXIT	1:46.917*	1:48.758	1:45.420	1:44.660	1:53.480	1:44.567	1:57.964
13	1:42.659	2:03.568	1:49.513	1:48.999	2:02.227	1:48.508	1:43.127		1:57.375	1:49.939	1:44.102	1:45.673
14	1:42.900	1:45.304	1:48.984	1:49.272	1:48.262	1:48.027	1:45.454		1:44.294	1:43.222*	1:50.111	1:45.676
15	2:22.464	1:43.780	1:53.851	1:48.415	1:49.227	1:47.214	1:42.882		2:01.333	1:44.388	1:54.015	
16	2:05.771	1:52.253	1:48.915	1:47.369	1:48.818		PIT EXIT		1:44.423	1:43.760	1:44.354	
17	1:50.779	1:44.870	1:49.634	1:47.997			1:53.153		1:47.356	1:43.802	1:52.081	
18	1:43.038		1:48.302						1:45.103	1:44.033		
19									1:44.249*	1:45.189		

Vuelta	32	36	37	40	44	51	53	56	70	71	74	75
1	1:59.047	PIT EXIT	1:55.184	1:49.820	1:56.529	1:57.195	1:50.540	1:55.119	1:46.963	1:54.185	1:50.326	1:45.911
2	1:51.936	2:52.462	1:48.315	1:43.077	1:42.343	1:49.525	1:44.794	1:52.768	1:42.569	1:52.016	1:44.943	1:42.743
3	1:51.346*	1:53.776	1:47.461	1:42.404	1:45.190	1:49.930	1:43.735	1:46.837	1:42.019*	1:49.305	1:43.588	1:42.293
4	1:52.040	1:53.633	PIT EXIT	1:42.467	1:43.926	1:49.624	1:44.721	1:46.154	1:42.089	1:47.279	1:43.982	1:42.038*
5	PIT EXIT	1:53.150	1:55.704	1:44.131	1:41.992*	PIT EXIT	1:43.815	1:46.552	1:42.251	1:47.948	1:44.024	1:44.831
6	1:59.806	1:52.317	1:46.724	1:42.445	1:48.515	1:57.069	PIT EXIT	PIT EXIT	1:45.140	1:46.486*	PIT EXIT	PIT EXIT
7	PIT EXIT	1:52.231	1:46.327	1:43.812	PIT EXIT	1:49.908	1:54.461	1:56.980	PIT EXIT	PIT EXIT	1:49.499	1:48.815
8	1:59.574	1:51.841	PIT EXIT	1:42.653	1:47.687	PIT EXIT	1:51.587	1:47.118	1:50.521	1:55.956	1:43.780	1:42.187
9	1:52.611	PIT EXIT	1:53.497	1:42.390	1:42.710	2:02.034	1:43.989	1:46.366	1:42.302	1:46.489	1:43.479	PIT EXIT
10	1:52.740	2:03.786	1:46.827	PIT EXIT	1:42.469	1:49.280*	1:43.647	1:46.892	1:42.325	1:46.508	PIT EXIT	1:52.356
11		1:52.339	1:46.523	1:49.816	PIT EXIT	1:49.453	1:45.337	1:46.041		1:47.776	1:49.198	1:42.180
12		1:51.372	1:46.190*	1:45.956	1:49.651	1:51.034	1:43.675	1:45.758*		1:49.929	1:43.273*	1:42.220
13		1:51.099	PIT EXIT	1:43.005	1:42.133	1:50.929	PIT EXIT	PIT EXIT		1:47.106	1:43.343	
14		1:50.819*	1:57.631	1:42.318*	1:45.682		1:52.971	1:56.252		PIT EXIT	1:45.895	
15		1:51.233	1:47.624	1:42.594	1:43.238		1:43.831	1:47.598		1:53.512	1:44.554	
16			1:46.946		1:42.961		1:43.260*			1:48.557	1:43.442	
17			1:50.090		1:43.731		1:51.885			1:47.032	1:44.057	

Vuelta	77	84	89	92	94	96	99					
1	1:56.873	1:53.443	1:57.042	1:56.074	1:55.709	1:49.178	1:52.242					
2	1:54.283	1:44.567	1:44.621	1:47.279*	1:45.793	1:44.938	1:43.613					
3	1:44.468	1:43.315	1:45.774	1:47.496	1:43.330	1:44.839	1:43.546					
4	1:52.691	PIT EXIT	1:48.853	1:52.620	1:49.051	1:44.607	1:43.327					
5	1:49.997	1:52.969	1:43.621	PIT EXIT	1:43.277	1:44.289*	1:42.802					
6	1:43.990	1:43.312	PIT EXIT	1:54.502	PIT EXIT	PIT EXIT	PIT EXIT					





**14 Y 15 OCTUBRE**  
CIRCUITO DE JEREZ  
ÁNGEL NIETO

**d2**

## SBK Entrenamientos Libres 1 Vuelta a Vuelta

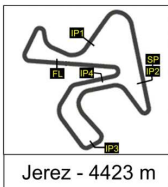
Vuelta	77	84	89	92	94	96	99					
7	1:46.164	1:42.918*	1:56.476		1:50.988	1:51.000	1:53.369					
8	1:43.909	1:43.009	1:44.941		1:43.422	1:45.127	1:43.154					
9	PIT EXIT	1:42.990	1:43.435*		1:43.471	1:48.413	1:42.125					
10	1:52.770				PIT EXIT	1:44.855	1:46.248					
11	1:43.540				1:51.466	1:46.312	1:42.010					
12	1:43.289				1:43.450		1:50.986					
13	1:43.184*				2:02.738		1:41.985*					
14	PIT EXIT				1:43.690		1:42.052					
15	1:48.866				1:47.916		1:45.963					
16					1:43.114*		PIT EXIT					
17					1:53.656		1:49.228					
18					1:43.313		1:51.521					

Live Timing: [live.crono-jerez.com](http://live.crono-jerez.com)

Pág 2 de 2







Jerez - 4423 m



14 Y 15 OCTUBRE

CIRCUITO DE JEREZ  
ÁNGEL NIETO

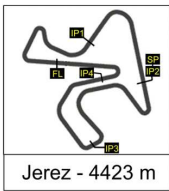
d3

## SBK Entrenamientos Libres 1 Análisis

Número	1		2		3		4		7		9		10		
Vta	Sector	Vuelta	Sector	Vuelta	Sector	Vuelta	Sector	Vuelta	Sector	Vuelta	Sector	Vuelta	Sector	Vuelta	
15	IP1	34.982	34.982	25.838	25.838	30.711	30.711	27.326	27.326	27.349	27.349	<b>26.663</b>	<b>26.663</b>	25.541	25.541
	IP2	18.145	53.127	15.189	41.027	16.343	47.054	15.617	42.943	15.896	43.245	15.480	<b>42.143</b>	<b>14.937</b>	40.478
	IP3	36.785	1:29.912	30.862	1:11.889	33.120	1:20.174	32.306	1:15.249	32.689	1:15.934	32.332	1:14.475	30.639	1:11.117
	FL	52.552	<b>2:22.464</b>	31.891	<b>1:43.780</b>	33.677	<b>1:53.851</b>	33.166	<b>1:48.415</b>	33.293	<b>1:49.227</b>	32.739	<b>1:47.214</b>	31.765	<b>1:42.882</b>
16	IP1	30.359	30.359	30.111	30.111	26.894	26.894	26.684	26.684	27.357	27.357	26.761	26.761	27.733	27.733
	IP2	17.627	47.986	15.981	46.092	15.908	42.802	15.609	42.293	15.708	43.065	15.549	42.310	15.172	42.905
	IP3	40.178	1:28.164	33.164	1:19.256	32.606	1:15.408	32.261	1:14.554	32.431	1:15.496	32.357	1:14.667	33.450	1:16.355
	FL	37.607	<b>2:05.771</b>	32.997	<b>1:52.253</b>	33.507	<b>1:48.915</b>	32.815	<b>1:47.369</b>	33.322	<b>1:48.818</b>	-----	-----	4:23.20	<b>PIT EXIT</b>
17	IP1	29.824	29.824	26.004	26.004	28.005	28.005	26.775	26.775					32.914	32.914
	IP2	15.746	45.570	15.390	41.394	15.903	43.908	15.696	42.471					15.649	48.563
	IP3	31.599	1:17.169	31.312	1:12.706	32.579	1:16.487	32.181	1:14.652					31.944	1:20.507
	FL	33.610	<b>1:50.779</b>	32.164	<b>1:44.870</b>	33.147	<b>1:49.634</b>	33.345	<b>1:47.997</b>	-----	-----	-----	-----	32.646	<b>1:53.153</b>
18	IP1	25.640	25.640			26.998	26.998								
	IP2	15.218	40.858			15.818	42.816								
	IP3	30.680	1:11.538			32.607	1:15.423								
	FL	31.500	<b>1:43.038</b>	-----	-----	32.879	<b>1:48.302</b>	-----	-----	-----	-----	-----	-----	-----	-----
19	IP1														
	IP2														
	IP3														
	FL		-----												







14 Y 15 OCTUBRE

CIRCUITO DE JEREZ  
ÁNGEL NIETO

d3

## SBK Entrenamientos Libres 1 Análisis

Número	13		21		23		27		29		32		36	
Vta	Sector	Vuelta	Sector	Vuelta	Sector	Vuelta	Sector	Vuelta	Sector	Vuelta	Sector	Vuelta	Sector	Vuelta
15	IP1		31.648	31.648	<b>25.537</b>	<b>25.537</b>	25.922	25.922					<b>27.566</b>	<b>27.566</b>
	IP2		18.093	49.741	15.211	40.748	17.513	43.435					16.168	<b>43.734</b>
	IP3		36.862	1:26.603	31.532	1:12.280	38.136	1:21.571					33.603	1:17.337
	FL		34.730	<b>2:01.333</b>	32.108	<b>1:44.388</b>	32.444	<b>1:54.015</b>		-----			33.896	<b>1:51.233</b>
16	IP1		26.031	26.031	25.734	25.734	26.184	26.184					34.355	34.355
	IP2		15.163	41.194	15.241	40.975	15.237	41.421					22.665	57.020
	IP3		31.381	1:12.575	30.879	1:11.854	<b>31.047</b>	1:12.468					41.668	1:38.688
	FL		<b>31.848</b>	<b>1:44.423</b>	31.906	<b>1:43.760</b>	31.886	<b>1:44.354</b>						-----
17	IP1		28.859	28.859	25.764	25.764	32.557	32.557						
	IP2		15.251	44.110	15.211	40.975	15.755	48.312						
	IP3		31.341	1:15.451	30.977	1:11.952	31.495	1:19.807						
	FL		31.905	<b>1:47.356</b>	31.850	<b>1:43.802</b>	32.274	<b>1:52.081</b>						
18	IP1		25.961	25.961	25.797	25.797								
	IP2		15.134	41.095	15.292	41.089								
	IP3		31.838	1:12.933	31.057	1:12.146								
	FL		32.170	<b>1:45.103</b>	31.887	<b>1:44.033</b>		-----						
19	IP1		26.086	26.086	25.792	25.792								
	IP2		15.190	41.276	15.292	41.084								
	IP3		<b>31.123</b>	1:12.399	31.174	1:12.258								
	FL		31.850	<b>1:44.249</b>	32.931	<b>1:45.189</b>								

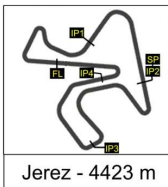
Live Timing: [live.crono-jerez.com](http://live.crono-jerez.com)

Pág 2 de 2









14 Y 15 OCTUBRE

CIRCUITO DE JEREZ  
ÁNGEL NIETO

d3

## SBK Entrenamientos Libres 1 Análisis

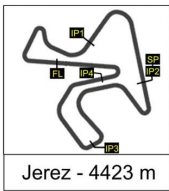
Número	37		40		44		51		53		56		70	
Vta	Sector	Vuelta	Sector	Vuelta	Sector	Vuelta	Sector	Vuelta	Sector	Vuelta	Sector	Vuelta	Sector	Vuelta
15	IP1	26.907	26.907	25.443	25.443	25.304	25.304			25.769	25.769	26.666	26.666	
	IP2	15.838	42.745	15.202	40.645	15.122	40.426			15.226	40.995	15.822	42.488	
	IP3	32.239	1:14.984	30.526	1:11.171	30.456	1:10.882			30.877	1:11.872	32.163	1:14.651	
	FL	32.640	<b>1:47.624</b>	31.423	<b>1:42.594</b>	32.356	<b>1:43.238</b>			31.959	<b>1:43.831</b>	32.947	<b>1:47.598</b>	
16	IP1	26.599	26.599	27.540	27.540	25.516	25.516			25.614	25.614			
	IP2	15.681	42.280	15.358	42.898	15.043	40.559			<b>15.208</b>	<b>40.822</b>			
	IP3	31.944	1:14.224	32.110	1:15.008	30.765	1:11.324			<b>30.630</b>	<b>1:11.452</b>			
	FL	32.722	<b>1:46.946</b>		-----	31.637	<b>1:42.961</b>			<b>31.808</b>	<b>1:43.260</b>		-----	
17	IP1	29.246	29.246			25.502	25.502			30.987	30.987			
	IP2	15.672	44.918			15.161	40.663			16.313	47.300			
	IP3	32.202	1:17.120			30.812	1:11.475			31.911	1:19.211			
	FL	32.970	<b>1:50.090</b>			32.256	<b>1:43.731</b>			32.674	<b>1:51.885</b>			
18	IP1													
	IP2													
	IP3													
	FL		-----				-----							-----
19	IP1													
	IP2													
	IP3													
	FL													

Live Timing: [live.crono-jerez.com](http://live.crono-jerez.com)

Pág 2 de 2







14 Y 15 OCTUBRE

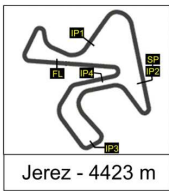
CIRCUITO DE JEREZ  
ÁNGEL NIETO

d3

## SBK Entrenamientos Libres 1 Análisis

Número	71		74		75		77		84		89		92	
Vta	Sector	Vuelta	Sector	Vuelta	Sector	Vuelta	Sector	Vuelta	Sector	Vuelta	Sector	Vuelta	Sector	Vuelta
15	IP1	32.375	32.375	26.514	26.514			29.717	29.717					
	IP2	16.087	48.462	15.297	41.811			15.424	45.141					
	IP3	32.147	1:20.609	30.773	1:12.584			31.639	1:16.780					
	FL	32.903	<b>1:53.512</b>	31.970	<b>1:44.554</b>			32.086	<b>1:48.866</b>					
16	IP1	27.157	27.157	25.762	25.762									
	IP2	15.690	42.847	15.206	40.968									
	IP3	32.646	1:15.493	30.912	1:11.880									
	FL	33.064	<b>1:48.557</b>	<b>31.562</b>	<b>1:43.442</b>									
17	IP1	26.577	26.577	25.699	25.699									
	IP2	15.641	42.218	15.248	40.947									
	IP3	31.814	1:14.032	31.056	1:12.003									
	FL	33.000	<b>1:47.032</b>	32.054	<b>1:44.057</b>									
18	IP1													
	IP2													
	IP3													
	FL		-----		-----									
19	IP1													
	IP2													
	IP3													
	FL													





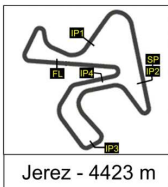
14 Y 15 OCTUBRE

CIRCUITO DE JEREZ  
ÁNGEL NIETO

d3

## SBK Entrenamientos Libres 1 Análisis

Número	94		96		99		0		0		0		0	
	Vta	Sector	Vuelta	Sector	Vuelta	Sector	Vuelta	Sector	Vuelta	Sector	Vuelta	Sector	Vuelta	
1	IP1	32.732	32.732	29.555	29.555	31.510	31.510							
	IP2	16.686	49.418	15.586	45.141	15.937	47.447							
	IP3	32.717	1:22.135	31.733	1:16.874	32.037	1:19.484							
	FL	33.574	1:55.709	32.304	1:49.178	32.758	1:52.242							
2	IP1	27.283	27.283	25.959	25.959	25.700	25.700							
	IP2	15.421	42.704	15.401	41.360	15.351	41.051							
	IP3	31.362	1:14.066	31.455	1:12.815	30.753	1:11.804							
	FL	31.727	1:45.793	32.123	1:44.938	31.809	1:43.613							
3	IP1	25.636	25.636	26.066	26.066	25.702	25.702							
	IP2	15.073	40.709	15.405	41.471	15.195	40.897							
	IP3	30.856	1:11.565	31.432	1:12.903	30.999	1:11.896							
	FL	31.765	1:43.330	31.936	1:44.839	31.650	1:43.546							
4	IP1	28.995	28.995	25.979	25.979	25.557	25.557							
	IP2	15.935	44.930	15.389	41.368	15.459	41.016							
	IP3	31.084	1:16.014	31.255	1:12.623	30.766	1:11.782							
	FL	33.037	1:49.051	31.984	1:44.607	31.545	1:43.327							
5	IP1	25.643	25.643	25.926	25.926	25.500	25.500							
	IP2	15.073	40.716	15.302	41.228	15.205	40.705							
	IP3	31.025	1:11.741	31.159	1:12.387	30.642	1:11.347							
	FL	31.536	1:43.277	31.902	1:44.289	31.455	1:42.802							
6	IP1	25.552	25.552	27.998	27.998	26.600	26.600							
	IP2	15.164	40.716	15.830	43.828	15.854	42.454							
	IP3	31.191	1:11.907	32.570	1:16.398	32.623	1:15.077							
	FL	4:39.36	PIT EXIT	19:53.0	PIT EXIT	6:26.18	PIT EXIT							
7	IP1	29.475	29.475	31.349	31.349	32.108	32.108							
	IP2	15.387	44.862	15.632	46.981	15.821	47.929							
	IP3	34.128	1:18.990	31.606	1:18.587	32.487	1:20.416							
	FL	31.998	1:50.988	32.413	1:51.000	32.953	1:53.369							
8	IP1	25.700	25.700	26.174	26.174	25.680	25.680							
	IP2	15.166	40.866	15.434	41.608	15.276	40.956							
	IP3	30.777	1:11.643	31.421	1:13.029	30.776	1:11.732							
	FL	31.779	1:43.422	32.098	1:45.127	31.422	1:43.154							
9	IP1	25.594	25.594	26.510	26.510	25.424	25.424							
	IP2	15.342	40.936	17.956	44.466	15.156	40.580							
	IP3	30.725	1:11.661	31.749	1:16.215	30.387	1:10.967							
	FL	31.810	1:43.471	32.198	1:48.413	31.158	1:42.125							
10	IP1	27.479	27.479	26.108	26.108	27.125	27.125							
	IP2	15.556	43.035	15.437	41.545	15.306	42.431							
	IP3	32.618	1:15.653	31.371	1:12.916	31.578	1:14.009							
	FL	5:05.56	PIT EXIT	31.939	1:44.855	32.239	1:46.248							
11	IP1	30.900	30.900	27.052	27.052	25.402	25.402							
	IP2	16.112	47.012	15.587	42.639	15.114	40.516							
	IP3	32.096	1:19.108	31.703	1:14.342	30.348	1:10.864							
	FL	32.358	1:51.466	31.970	1:46.312	31.146	1:42.010							
12	IP1	25.839	25.839			29.381	29.381							
	IP2	15.145	40.984			15.691	45.072							
	IP3	30.855	1:11.839			31.959	1:17.031							
	FL	31.611	1:43.450			33.955	1:50.986							
13	IP1	27.365	27.365			25.374	25.374							
	IP2	15.365	42.730			15.066	40.440							
	IP3	32.208	1:14.938			30.399	1:10.839							
	FL	47.800	2:02.738			31.146	1:41.985							
14	IP1	25.707	25.707			25.334	25.334							
	IP2	15.166	40.873			15.113	40.447							
	IP3	31.160	1:12.033			30.387	1:10.834							
	FL	31.657	1:43.690			31.218	1:42.052							



14 Y 15 OCTUBRE

CIRCUITO DE JEREZ  
ÁNGEL NIETO

d3

Jerez - 4423 m

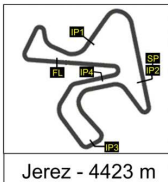
## SBK Entrenamientos Libres 1 Análisis

Número	94		96		99		0		0		0		0	
Vta	Sector	Vuelta	Sector	Vuelta	Sector	Vuelta	Sector	Vuelta	Sector	Vuelta	Sector	Vuelta	Sector	Vuelta
15	IP1	29.989	29.989			26.237	26.237							
	IP2	15.308	45.297			15.285	41.522							
	IP3	31.008	1:16.305			30.507	1:12.029							
	FL	31.611	1:47.916			33.934	1:45.963							
16	IP1	25.564	25.564			25.415	25.415							
	IP2	15.098	40.662			15.158	40.573							
	IP3	30.877	1:11.539			33.587	1:14.160							
	FL	31.575	1:43.114			1:02.53	PIT EXIT							
17	IP1	31.165	31.165			29.485	29.485							
	IP2	15.514	46.679			15.763	45.248							
	IP3	33.165	1:19.844			31.858	1:17.106							
	FL	33.812	1:53.656			32.122	1:49.228							
18	IP1	25.810	25.810			29.347	29.347							
	IP2	15.146	40.956			15.932	45.279							
	IP3	30.778	1:11.734			34.103	1:19.382							
	FL	31.579	1:43.313			32.139	1:51.521							
19	IP1					26.274	26.274							
	IP2					17.959	44.233							
	IP3					31.934	1:16.167							
	FL		-----				-----							

Live Timing: [live.crono-jerez.com](http://live.crono-jerez.com)

Pág 2 de 2





14 Y 15 OCTUBRE

CIRCUITO DE JEREZ  
ÁNGEL NIETO

d4

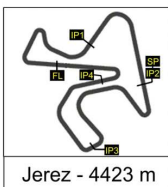
## SBK Entrenamientos Libres 1 40 Mejores Vueltas

Dorsal	Piloto	Nat	Equipo	Maq.	Hora	Vuelta	Tiempo
99	Oscar GUTIÉRREZ	ESP	TEAM HONDA LAGLISSE	HONDA	12:29:26	13	1:41.985
44	Steven ODENDAAL	RSA	NEW2 PROJECT	YAMAHA	12:09:06	5	1:41.992
99	Oscar GUTIÉRREZ	ESP	TEAM HONDA LAGLISSE	HONDA	12:25:53	11	1:42.010
70	Marc ALCOBA	ESP	ANDOTRANS TEAM TORRENTÓ	YAMAHA	12:07:03	3	1:42.019
75	Ivo LOPES	POR	BMW EASYRACE TEAM		12:08:43	4	1:42.038
99	Oscar GUTIÉRREZ	ESP	TEAM HONDA LAGLISSE	HONDA	12:31:08	14	1:42.052
70	Marc ALCOBA	ESP	ANDOTRANS TEAM TORRENTÓ	YAMAHA	12:08:45	4	1:42.089
99	Oscar GUTIÉRREZ	ESP	TEAM HONDA LAGLISSE	HONDA	12:22:25	9	1:42.125
44	Steven ODENDAAL	RSA	NEW2 PROJECT	YAMAHA	12:33:60	13	1:42.133
10	Unai ORRADRE	ESP	TEAM HONDA LAGLISSE	HONDA	12:22:26	9	1:42.155
75	Ivo LOPES	POR	BMW EASYRACE TEAM		12:38:49	11	1:42.180
75	Ivo LOPES	POR	BMW EASYRACE TEAM		12:27:24	8	1:42.187
75	Ivo LOPES	POR	BMW EASYRACE TEAM		12:40:31	12	1:42.220
70	Marc ALCOBA	ESP	ANDOTRANS TEAM TORRENTÓ	YAMAHA	12:10:27	5	1:42.251
75	Ivo LOPES	POR	BMW EASYRACE TEAM		12:07:01	3	1:42.293
70	Marc ALCOBA	ESP	ANDOTRANS TEAM TORRENTÓ	YAMAHA	12:32:34	9	1:42.302
40	Roman RAMOS	ESP	KAWASAKI PALMETO PL RACING KAWASAKI		12:29:46	14	1:42.318
70	Marc ALCOBA	ESP	ANDOTRANS TEAM TORRENTÓ	YAMAHA	12:34:16	10	1:42.325
44	Steven ODENDAAL	RSA	NEW2 PROJECT	YAMAHA	12:03:55	2	1:42.343
40	Roman RAMOS	ESP	KAWASAKI PALMETO PL RACING KAWASAKI		12:16:04	9	1:42.390
40	Roman RAMOS	ESP	KAWASAKI PALMETO PL RACING KAWASAKI		12:05:46	3	1:42.404
40	Roman RAMOS	ESP	KAWASAKI PALMETO PL RACING KAWASAKI		12:10:55	6	1:42.445
40	Roman RAMOS	ESP	KAWASAKI PALMETO PL RACING KAWASAKI		12:07:29	4	1:42.467
44	Steven ODENDAAL	RSA	NEW2 PROJECT	YAMAHA	12:22:57	10	1:42.469
1	Esteve RABAT	ESP	TR53 Racing Team	HONDA	12:29:07	12	1:42.546
70	Marc ALCOBA	ESP	ANDOTRANS TEAM TORRENTÓ	YAMAHA	12:05:21	2	1:42.569
40	Roman RAMOS	ESP	KAWASAKI PALMETO PL RACING KAWASAKI		12:31:29	15	1:42.594
40	Roman RAMOS	ESP	KAWASAKI PALMETO PL RACING KAWASAKI		12:14:22	8	1:42.653
1	Esteve RABAT	ESP	TR53 Racing Team	HONDA	12:30:50	13	1:42.659
44	Steven ODENDAAL	RSA	NEW2 PROJECT	YAMAHA	12:21:15	9	1:42.710
75	Ivo LOPES	POR	BMW EASYRACE TEAM		12:05:18	2	1:42.743
99	Oscar GUTIÉRREZ	ESP	TEAM HONDA LAGLISSE	HONDA	12:09:25	5	1:42.802
10	Unai ORRADRE	ESP	TEAM HONDA LAGLISSE	HONDA	12:32:52	15	1:42.882
1	Esteve RABAT	ESP	TR53 Racing Team	HONDA	12:32:33	14	1:42.900
84	Jesper PELLIJEFF	SWE	BMW MOTORRAD NORDIC SBK T		12:16:55	7	1:42.918
44	Steven ODENDAAL	RSA	NEW2 PROJECT	YAMAHA	12:39:12	16	1:42.961
10	Unai ORRADRE	ESP	TEAM HONDA LAGLISSE	HONDA	12:24:09	10	1:42.988
84	Jesper PELLIJEFF	SWE	BMW MOTORRAD NORDIC SBK T		12:20:21	9	1:42.990
40	Roman RAMOS	ESP	KAWASAKI PALMETO PL RACING KAWASAKI		12:28:04	13	1:43.005
84	Jesper PELLIJEFF	SWE	BMW MOTORRAD NORDIC SBK T		12:18:38	8	1:43.009

Live Timing: [live.crono-jerez.com](http://live.crono-jerez.com)

Pág 1 de 1





14 Y 15 OCTUBRE

CIRCUITO DE JEREZ  
ÁNGEL NIETO

d5

## SBK

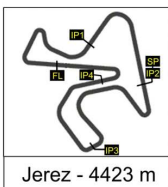
### Entrenamientos Libres 1

### Top Cinco Vueltas

Piloto	Nat	Equipo	Top Five Laps				
99 Oscar GUTIÉRREZ	ESP	TEAM HONDA LAGLISSE	1:41.985	1:42.010	1:42.052	1:42.125	1:42.802
44 Steven ODENDAAL	RSA	NEW2 PROJECT	1:41.992	1:42.133	1:42.343	1:42.469	1:42.710
70 Marc ALCOBA	ESP	ANDOTRANS TEAM TORRENTÓ	1:42.019	1:42.089	1:42.251	1:42.302	1:42.325
75 Ivo LOPES	POR	BMW EASYRACE TEAM	1:42.038	1:42.180	1:42.187	1:42.220	1:42.293
10 Unai ORRADRE	ESP	TEAM HONDA LAGLISSE	1:42.155	1:42.882	1:42.988	1:43.127	1:43.356
40 Roman RAMOS	ESP	KAWASAKI PALMETO PL RACING	1:42.318	1:42.390	1:42.404	1:42.445	1:42.467
1 Esteve RABAT	ESP	TR53 Racing Team	1:42.546	1:42.659	1:42.900	1:43.038	1:43.248
84 Jesper PELLIJEFF	SWE	BMW MOTORRAD NORDIC SBK TE	1:42.918	1:42.990	1:43.009	1:43.312	1:43.315
94 Naomichi URAMOTO	JPN	JEG RACING	1:43.114	1:43.277	1:43.313	1:43.330	1:43.422
77 Christoffer BERGMAN	SWE	YAMAHA TEAM SCANDINAVIA	1:43.184	1:43.289	1:43.540	1:43.909	1:43.990
23 Christophe PONSSON	FRA	BMS RACETECH	1:43.222	1:43.396	1:43.456	1:43.648	1:43.760
53 Daniel GONZALEZ	ESP	PS RACING TEAM	1:43.260	1:43.647	1:43.675	1:43.735	1:43.815
74 Piotr BIESIEKIRSKI	POL	FAU55 RACING - EUVIC	1:43.273	1:43.343	1:43.442	1:43.479	1:43.588
89 Daniel VALLE	ESP	YAMAHA GV STRATOS MAXIGASS	1:43.435	1:43.621	1:44.621	1:44.941	1:45.774
2 Guillaume ANTIGA	FRA	JEG RACING	1:43.724	1:43.780	1:43.786	1:43.892	1:44.125
27 Balint KOVACS	ITA	BMW EASYRACE TEAM	1:43.971	1:44.102	1:44.342	1:44.354	1:44.377
21 Eduardo MONTERO	ESP	TEAM HONDA LAGLISSE	1:44.249	1:44.294	1:44.423	1:44.486	1:44.591
96 Jamie W. DAVIS	GBR	BRITISH CARRERA TEAM	1:44.289	1:44.607	1:44.839	1:44.855	1:44.938
13 Ville VALTONEN	FIN	SENSETEC OY	1:44.507	1:45.195	1:45.379	1:45.420	1:45.711
29 Juan Jose NUÑEZ	ESP	YAMAHA GV STRATOS	1:44.822	1:45.673	1:45.676	1:46.002	1:46.271
56 John P. INGRAM	GBR		1:45.758	1:46.041	1:46.154	1:46.366	1:46.552
37 Corey TINKER	GBR	CT RACING	1:46.190	1:46.327	1:46.523	1:46.724	1:46.827
71 Phillip CROWE	GBR	CROWE PERFORMANCE	1:46.486	1:46.489	1:46.508	1:47.032	1:47.106
9 Miguel ROMAO	POR	ELITE RACING TEAM	1:46.917	1:47.214	1:47.419	1:48.016	1:48.027
4 Javier ARTIME	ESP	PROMORACING TEAM	1:46.989	1:47.111	1:47.301	1:47.369	1:47.924
92 Julio DOMINGUEZ	ESP	MRE TALENT	1:47.279	1:47.496	1:52.620	1:54.502	1:56.074
3 Ola NESBAKKEN	ESP	YAMAHA TEAM SCANDINAVIA	1:47.482	1:47.674	1:47.771	1:47.890	1:48.167
7 Zechariah K. DZEGEDE	USA	JEG RACING	1:47.805	1:47.967	1:47.993	1:48.262	1:48.276
51 Victor GALLEGO	ESP	EASYRACE TEAM	1:49.280	1:49.453	1:49.525	1:49.624	1:49.908
36 Yousef SORIANO	ESP	ALMA RACING	1:50.819	1:51.099	1:51.233	1:51.372	1:51.841
32 Sabine Eva HOLBROOK	SUI	SABINE3RACING	1:51.346	1:51.936	1:52.040	1:52.611	1:52.740

Pág 1 de 1

Live Timing: [live.crono-jerez.com](http://live.crono-jerez.com)



14 Y 15 OCTUBRE

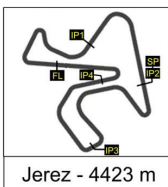
CIRCUITO DE JEREZ  
ÁNGEL NIETO

d6

## SBK Entrenamientos Libres 1 40 Mejores Velocidades Máximas

Dorsal	Piloto	Nat	Equipo	Maq.	Hora	Vuelta	Vmax
84	Jesper PELLIEFF	SWE	BMW MOTORRAD NORDIC SBK T		12:03:03	1	265,2
84	Jesper PELLIEFF	SWE	BMW MOTORRAD NORDIC SBK T		12:04:47	2	264,5
10	Unai ORRADRE	ESP	TEAM HONDA LAGLISSE	HONDA	12:31:50	14	264,2
21	Eduardo MONTERO	ESP	TEAM HONDA LAGLISSE	HONDA	12:02:51	1	263,9
23	Christophe PONSSON	FRA	BMS RACETECH	BMW	12:02:54	1	263,4
10	Unai ORRADRE	ESP	TEAM HONDA LAGLISSE	HONDA	12:30:07	13	263,2
23	Christophe PONSSON	FRA	BMS RACETECH	BMW	12:04:37	2	263,1
1	Esteve RABAT	ESP	TR53 Racing Team	HONDA	12:09:57	5	262,8
10	Unai ORRADRE	ESP	TEAM HONDA LAGLISSE	HONDA	12:21:24	8	262,7
23	Christophe PONSSON	FRA	BMS RACETECH	BMW	12:06:21	3	262,5
84	Jesper PELLIEFF	SWE	BMW MOTORRAD NORDIC SBK T		12:17:36	7	262,5
84	Jesper PELLIEFF	SWE	BMW MOTORRAD NORDIC SBK T		12:19:19	8	262,5
1	Esteve RABAT	ESP	TR53 Racing Team	HONDA	12:06:29	3	262,4
70	Marc ALCOBA	ESP	ANDOTRANS TEAM TORRENTÓ	YAMAHA	12:11:09	5	262,3
10	Unai ORRADRE	ESP	TEAM HONDA LAGLISSE	HONDA	12:02:50	1	262,2
10	Unai ORRADRE	ESP	TEAM HONDA LAGLISSE	HONDA	12:04:35	2	261,9
2	Guillaume ANTIGA	FRA	JEG RACING	HONDA	12:11:42	6	261,8
84	Jesper PELLIEFF	SWE	BMW MOTORRAD NORDIC SBK T		12:14:10	5	261,8
21	Eduardo MONTERO	ESP	TEAM HONDA LAGLISSE	HONDA	12:31:34	13	261,7
75	Ivo LOPES	POR	BMW EASYRACE TEAM		12:37:47	10	261,7
1	Esteve RABAT	ESP	TR53 Racing Team	HONDA	12:04:46	2	261,6
21	Eduardo MONTERO	ESP	TEAM HONDA LAGLISSE	HONDA	12:13:28	7	261,5
21	Eduardo MONTERO	ESP	TEAM HONDA LAGLISSE	HONDA	12:06:22	3	261,5
84	Jesper PELLIEFF	SWE	BMW MOTORRAD NORDIC SBK T		12:15:53	6	261,4
23	Christophe PONSSON	FRA	BMS RACETECH	BMW	12:31:33	13	261,2
10	Unai ORRADRE	ESP	TEAM HONDA LAGLISSE	HONDA	12:28:22	12	261,2
10	Unai ORRADRE	ESP	TEAM HONDA LAGLISSE	HONDA	12:33:35	15	261,1
27	Balint KOVACS	ITA	BMW EASYRACE TEAM		12:06:24	3	261,0
89	Daniel VALLE	ESP	YAMAHA GV STRATOS MAXIGAS	YAMAHA	12:08:06	4	260,9
21	Eduardo MONTERO	ESP	TEAM HONDA LAGLISSE	HONDA	12:37:07	16	260,8
21	Eduardo MONTERO	ESP	TEAM HONDA LAGLISSE	HONDA	12:09:58	5	260,6
75	Ivo LOPES	POR	BMW EASYRACE TEAM		12:26:23	7	260,6
84	Jesper PELLIEFF	SWE	BMW MOTORRAD NORDIC SBK T		12:06:31	3	260,6
21	Eduardo MONTERO	ESP	TEAM HONDA LAGLISSE	HONDA	12:29:44	12	260,5
10	Unai ORRADRE	ESP	TEAM HONDA LAGLISSE	HONDA	12:06:19	3	260,4
27	Balint KOVACS	ITA	BMW EASYRACE TEAM		12:37:06	15	260,4
27	Balint KOVACS	ITA	BMW EASYRACE TEAM		12:08:11	4	260,4
23	Christophe PONSSON	FRA	BMS RACETECH	BMW	12:08:05	4	260,3
2	Guillaume ANTIGA	FRA	JEG RACING	HONDA	12:29:11	10	260,2
1	Esteve RABAT	ESP	TR53 Racing Team	HONDA	12:29:48	12	260,2





14 Y 15 OCTUBRE

CIRCUITO DE JEREZ  
ÁNGEL NIETO

d7

## SBK

### Entrenamientos Libres 1

### Top Cinco Velocidades Máximas

Piloto	Nat	Equipo	Top Five Vmax				
84 Jesper PELLJEFF	SWE	BMW MOTORRAD NORDIC SBK TE	265,2	264,5	262,5	262,5	261,8
10 Unai ORRADRE	ESP	TEAM HONDA LAGLISSE	264,2	263,2	262,7	262,2	261,9
21 Eduardo MONTERO	ESP	TEAM HONDA LAGLISSE	263,9	261,7	261,5	261,5	260,8
23 Christophe PONSSON	FRA	BMS RACETECH	263,4	263,1	262,5	261,2	260,3
1 Esteve RABAT	ESP	TR53 Racing Team	262,8	262,4	261,6	260,2	259,7
70 Marc ALCOBA	ESP	ANDOTRANS TEAM TORRENTÓ	262,3	258,5	258,3	257,6	254,6
2 Guillaume ANTIGA	FRA	JEG RACING	261,8	260,2	259,9	259,4	259,2
75 Ivo LOPES	POR	BMW EASYRACE TEAM	261,7	260,6	259,6	258,9	258,6
27 Balint KOVACS	ITA	BMW EASYRACE TEAM	261,0	260,4	260,4	259,4	259,2
89 Daniel VALLE	ESP	YAMAHA GV STRATOS MAXIGASS	260,9	258,0	257,3	255,3	254,5
99 Oscar GUTIÉRREZ	ESP	TEAM HONDA LAGLISSE	259,7	259,7	258,4	258,2	258,2
94 Naomichi URAMOTO	JPN	JEG RACING	259,2	258,4	257,9	257,5	257,4
29 Juan Jose NUÑEZ	ESP	YAMAHA GV STRATOS	258,2	256,3	256,1	255,7	255,6
40 Roman RAMOS	ESP	KAWASAKI PALMETO PL RACING	257,8	257,7	257,7	256,1	255,7
7 Zechariah K. DZEGEDE	USA	JEG RACING	256,0	256,0	255,4	255,1	255,1
9 Miguel ROMAO	POR	ELITE RACING TEAM	255,4	252,9	252,2	251,9	251,6
13 Ville VALTONEN	FIN	SENSETEC OY	255,3	255,0	254,2	253,9	253,8
53 Daniel GONZALEZ	ESP	PS RACING TEAM	255,3	251,6	251,5	251,1	251,1
44 Steven ODENDAAL	RSA	NEW2 PROJECT	255,0	254,2	253,2	251,9	251,8
74 Piotr BIESIEKIRSKI	POL	FAU55 RACING - EUVIC	254,5	254,5	253,9	253,5	253,4
77 Christoffer BERGMAN	SWE	YAMAHA TEAM SCANDINAVIA	254,5	254,3	252,3	251,5	251,3
3 Ola NESBAKKEN	ESP	YAMAHA TEAM SCANDINAVIA	254,2	253,5	251,4	251,3	251,0
92 Julio DOMINGUEZ	ESP	MRE TALENT	254,1	250,1	248,3	247,1	245,9
51 Victor GALLEGO	ESP	EASYRACE TEAM	251,7	249,5	248,6	248,2	246,8
96 Jamie W. DAVIS	GBR	BRITISH CARRERA TEAM	250,9	249,6	249,5	249,4	249,1
4 Javier ARTIME	ESP	PROMORACING TEAM	250,5	250,3	249,8	248,7	248,6
56 John P. INGRAM	GBR		250,5	250,3	249,4	249,0	247,9
37 Corey TINKER	GBR	CT RACING	249,8	249,2	248,8	248,7	248,3
36 Yousef SORIANO	ESP	ALMA RACING	247,3	246,9	245,1	244,6	244,0
32 Sabine Eva HOLBROOK	SUI	SABINE3RACING	247,0	246,4	246,4	246,2	245,1
71 Phillip CROWE	GBR	CROWE PERFORMANCE	240,6	239,9	239,9	239,6	239,6

Live Timing: [live.crono-jerez.com](http://live.crono-jerez.com)

Pág 1 de 1

