

CIRCUITO DE NAVARRA 3.933 m.

## Supersport NG

### ESBK - CTO. ESPAÑA DE VELOCIDAD

#### WARM-UP

### Clasificación

Nº	Piloto	Nac	Equipo	Moto	Neum.CI.	Tiempo	Vlt.	Total	Dif.	Km/h
1	76 JULIAN GIRAL	ESP	LA SCUDERIA- DUCATI CORSE		Pirelli SSNG	1:41.813	5	6	-	139.1
2	43 SIMON JESPERSEN	DNK	YAMAHA TEAM SCANDINAVIA	YAMAHA	SSNG	1:41.929	4	5	+0.116	138.9
3	83 JUAN RODRIGUEZ	ESP	I+ DENT RACING TEAM		SSNG	1:41.960	4	6	+0.147	138.9
4	57 DANIEL MUÑOZ	ESP	SP57 RACING TEAM	YAMAHA	Dunlop SSNG	1:42.679	6	6	+0.866	137.9
5	37 MAURO GONZALEZ	ESP	TEAM SPEED RACING		Pirelli SSNG	1:42.732	3	6	+0.919	137.8
6	21 DEMIS MIHAILA	ITA	MOTOXRACING TEAM	YAMAHA	Pirelli SSNG	1:42.832	4	6	+1.019	137.7
7	4 ERIC FERNANDEZ	ESP	TEAM SPEED RACING		Pirelli SSNG	1:42.841	6	6	+1.028	137.7
8	19 JOAN DIAZ	ESP	I+DENT RACING TEAM		SSNG	1:42.864	5	6	+1.051	137.6
9	25 ANDY VERDOIA	FRA	ARCO YAMAHA MOTOR UNIVERSITY TEAM	YAMAHA	Pirelli SSNG	1:43.215	6	6	+1.402	137.2
10	67 CARLOS VALLE	ESP	GV RACING		Pirelli SSNG	1:43.492	6	6	+1.679	136.8
11	92 NIL ROIG	ESP	MOTAP RACING TEAM	YAMAHA	SSNG	1:43.917	5	6	+2.104	136.3
12	18 CESAR PARRILLA	ESP	FAU55 RACING - FAMILY CASH	YAMAHA	Dunlop STCK600	1:44.035	3	3	+2.222	136.1
13	16 ALVARO FUERTES	ESP	FUERTES TEAM	YAMAHA	Dunlop STCK600	1:44.091	2	6	+2.278	136.0
14	7 MANUEL ROCCA	ITA	ZIVI MOTOR CORSE	YAMAHA	Pirelli STCK600	1:44.168	5	6	+2.355	135.9
15	54 JESUS RIOS	ESP	MRE TALENT		STCK600	1:44.496	6	6	+2.683	135.5
16	34 HARRY KHOURI	AUS	ANDOTRANS TEAM TORRENTÓ	YAMAHA	Dunlop SSNG	1:44.880	4	4	+3.067	135.0
17	81 JOAN SANTOS	ESP	YAMAHA GV STRATOS	YAMAHA	Pirelli STCK600	1:44.881	5	6	+3.068	135.0
18	26 FRANCISCO JAVIER RUIZ	ESP	MDR COMPETICION	YAMAHA	STCK600	1:45.347	5	6	+3.534	134.4
19	8 ABDULLA NAIEF AL-QUBAISI	QAT	ANDOTRANS TEAM TORRENTÓ	YAMAHA	Dunlop SSNG	1:45.510	5	6	+3.697	134.2
20	17 RUBEN ROMERO	ESP	ILUSION RACING	YAMAHA	STCK600	1:46.011	4	6	+4.198	133.6
21	93 LEUNGO KITLANO GAOREKWA	ZAF	I+DENT RACING TEAM	YAMAHA	STCK600	1:46.560	6	6	+4.747	132.9
22	9 JAVIER DEL OLMO	ESP	KAWASAKI PALMETO PL RACING	KAWASAKI	Dunlop STCK600	1:46.720	4	5	+4.907	132.7
23	90 JASSIM GHANIM AL THANI	QAT	VRC TEAM	YAMAHA	SSNG	1:46.888	6	6	+5.075	132.5
24	52 GUILLEM ERILL	ESP	DEZA-BOX 77 RACING TEAM	KAWASAKI	Pirelli SSNG	1:46.906	6	6	+5.093	132.4
25	53 CHARLY MALTERRE	FRA	ILUSION RACING	YAMAHA	Dunlop STCK600	1:47.407	4	6	+5.594	131.8
26	27 BENEDETTO RASA	ITA	YAMAHA GV STRATOS	YAMAHA	Pirelli STCK600	1:48.034	6	6	+6.221	131.1
27	72 YERAY RUIZ	ESP	MDR COMPETICION	YAMAHA	Pirelli SSNG			1		

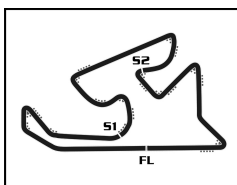
Vuelta rápida: Vlt. 5 JULIAN GIRAL 1:41.813 139.1 Km/h

Hora de publicación: .....

Estado de pista: **SECO**

<b>Race Director:</b> Maximo Guerrero	<b>Timekeeper:</b> Juan Carlos Jodra
--	---





CIRCUITO DE NAVARRA 3.933 m.

## Supersport NG

### ESBK - CTO. ESPAÑA DE VELOCIDAD

### WARM-UP

### Clasificación por Clase


Nº Piloto	Nac	Equipo	Moto	Tiempo	Vlt. Total	Dif.	Km/h
<b>SSNG</b>							
1	76	JULIAN GIRAL	ESP LA SCUDERIA- DUCATI CORSE	1:41.813	5 6		139.1
2	43	SIMON JESPERSEN	DNK YAMAHA TEAM SCANDINAVIA	1:41.929	4 5	+0.116 +0.116	138.9
3	83	JUAN RODRIGUEZ	ESP I+ DENT RACING TEAM	1:41.960	4 6	+0.147 +0.031	138.9
4	57	DANIEL MUÑOZ	ESP SP57 RACING TEAM	1:42.679	6 6	+0.866 +0.719	137.9
5	37	MAURO GONZALEZ	ESP TEAM SPEED RACING	1:42.732	3 6	+0.919 +0.053	137.8
6	21	DEMIS MIHAILA	ITA MOTOXRACING TEAM	1:42.832	4 6	+1.019 +0.100	137.7
7	4	ERIC FERNANDEZ	ESP TEAM SPEED RACING	1:42.841	6 6	+1.028 +0.009	137.7
8	19	JOAN DIAZ	ESP I+DENT RACING TEAM	1:42.864	5 6	+1.051 +0.023	137.6
9	25	ANDY VERDOIA	FRA ARCO YAMAHA MOTOR UNIVERSITY TEAM	1:43.215	6 6	+1.402 +0.351	137.2
10	67	CARLOS VALLE	ESP GV RACING	1:43.492	6 6	+1.679 +0.277	136.8
11	92	NIL ROIG	ESP MOTAP RACING TEAM	1:43.917	5 6	+2.104 +0.425	136.3
12	34	HARRY KHOURI	AUS ANDOTRANS TEAM TORRENTÓ	1:44.880	4 4	+3.067 +0.963	135.0
13	8	ABDULLA NAIEF AL-QUBAISI	QAT ANDOTRANS TEAM TORRENTÓ	1:45.510	5 6	+3.697 +0.630	134.2
14	90	JASSIM GHANIM AL THANI	QAT VRC TEAM	1:46.888	6 6	+5.075 +1.378	132.5
15	52	GUILLEM ERILL	ESP DEZA-BOX 77 RACING TEAM	1:46.906	6 6	+5.093 +0.018	132.4
16	72	YERAY RUIZ	ESP MDR COMPETICION		1		
<b>STCK600</b>							
1	18	CESAR PARRILLA	ESP FAU55 RACING - FAMILY CASH	1:44.035	3 3		136.1
2	16	ALVARO FUERTES	ESP FUERTES TEAM	1:44.091	2 6	+0.056 +0.056	136.0
3	7	MANUEL ROCCA	ITA ZIVI MOTOR CORSE	1:44.168	5 6	+0.133 +0.077	135.9
4	54	JESUS RIOS	ESP MRE TALENT	1:44.496	6 6	+0.461 +0.328	135.5
5	81	JOAN SANTOS	ESP YAMAHA GV STRATOS	1:44.881	5 6	+0.846 +0.385	135.0
6	26	FRANCISCO JAVIER RUIZ	ESP MDR COMPETICION	1:45.347	5 6	+1.312 +0.466	134.4
7	17	RUBEN ROMERO	ESP ILUSION RACING	1:46.011	4 6	+1.976 +0.664	133.6
8	93	LEUNGO KITLANO GAOREKWE	ZAF I+DENT RACING TEAM	1:46.560	6 6	+2.525 +0.549	132.9
9	9	JAVIER DEL OLMO	ESP KAWASAKI PALMETO PL RACING	1:46.720	4 5	+2.685 +0.160	132.7
10	53	CHARLY MALTERRE	FRA ILUSION RACING	1:47.407	4 6	+3.372 +0.687	131.8
11	27	BENEDETTO RASA	ITA YAMAHA GV STRATOS	1:48.034	6 6	+3.999 +0.627	131.1

Hora de publicación: .....

Estado de pista: **SECO**

<b>Race Director:</b> Maximo Guerrero	<b>Timekeeper:</b> Juan Carlos Jodra
--	---



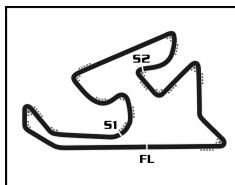


**Supersport NG**  
ESBK - CTO. ESPAÑA DE VELOCIDAD  
WARM-UP

Mejores tiempos de sector

Sector 1			Sector 2		Sector 3		Pos	Nº Piloto	Tiempo	Pos	Nº Piloto	Tiempo	Vuelta Ideal	Mejor Vuelta
Pos	Nº Piloto	Tiempo	Nº Piloto	Tiempo	Nº Piloto	Tiempo								
1	76 J.GIRAL	26.981	76 J.GIRAL	37.809	43 S.JESPERSEN	36.787	1	76 J.GIRAL	1:41.712	1:41.813	(1)			
2	57 D.MUÑOZ	27.094	83 J.RODRIGUEZ	37.870	83 J.RODRIGUEZ	36.834	2	43 S.JESPERSEN	1:41.864	1:41.929	(2)			
3	83 J.RODRIGUEZ	27.164	43 S.JESPERSEN	37.893	76 J.GIRAL	36.922	3	83 J.RODRIGUEZ	1:41.868	1:41.960	(3)			
4	4 E.FERNANDEZ	27.168	21 D.MIHAILA	38.106	37 M.GONZALEZ	37.112	4	37 M.GONZALEZ	1:42.606	1:42.732	(5)			
5	43 S.JESPERSEN	27.184	25 A.VERDOIA	38.218	4 E.FERNANDEZ	37.128	5	4 E.FERNANDEZ	1:42.658	1:42.841	(7)			
6	37 M.GONZALEZ	27.201	57 D.MUÑOZ	38.239	25 A.VERDOIA	37.145	6	57 D.MUÑOZ	1:42.663	1:42.679	(4)			
7	67 C.VALLE	27.292	19 J.DIAZ	38.278	19 J.DIAZ	37.176	7	21 D.MIHAILA	1:42.765	1:42.832	(6)			
8	19 J.DIAZ	27.323	37 M.GONZALEZ	38.293	21 D.MIHAILA	37.234	8	19 J.DIAZ	1:42.777	1:42.864	(8)			
9	92 N.ROIG	27.419	4 E.FERNANDEZ	38.362	57 D.MUÑOZ	37.330	9	25 A.VERDOIA	1:42.945	1:43.215	(9)			
10	21 D.MIHAILA	27.425	16 A.FUERTES	38.542	67 C.VALLE	37.515	10	67 C.VALLE	1:43.492	1:43.492	(10)			
11	16 A.FUERTES	27.471	18 C.PARRILLA	38.545	18 C.PARRILLA	37.562	11	92 N.ROIG	1:43.781	1:43.917	(11)			
12	25 A.VERDOIA	27.582	67 C.VALLE	38.685	92 N.ROIG	37.631	12	16 A.FUERTES	1:43.830	1:44.091	(13)			
13	7 M.ROCCA	27.673	92 N.ROIG	38.731	54 J.RIOS	37.656	13	18 C.PARRILLA	1:44.035	1:44.035	(12)			
14	54 J.RIOS	27.691	81 J.SANTOS	38.748	7 M.ROCCA	37.670	14	7 M.ROCCA	1:44.166	1:44.168	(14)			
15	34 H.KHOURI	27.807	34 H.KHOURI	38.802	81 J.SANTOS	37.739	15	54 J.RIOS	1:44.197	1:44.496	(15)			
16	18 C.PARRILLA	27.928	7 M.ROCCA	38.823	16 A.FUERTES	37.817	16	34 H.KHOURI	1:44.503	1:44.880	(16)			
17	8 A.AL-QUBAISI	27.946	54 J.RIOS	38.850	34 H.KHOURI	37.894	17	81 J.SANTOS	1:44.531	1:44.881	(17)			
18	26 F.RUIZ	27.981	26 F.RUIZ	39.129	17 R.ROMERO	38.146	18	8 A.AL-QUBAISI	1:45.307	1:45.510	(19)			
19	81 J.SANTOS	28.044	8 A.AL-QUBAISI	39.143	8 A.AL-QUBAISI	38.218	19	26 F.RUIZ	1:45.345	1:45.347	(18)			
20	17 R.ROMERO	28.122	90 J.AL THANI	39.600	26 F.RUIZ	38.235	20	17 R.ROMERO	1:45.981	1:46.011	(20)			
21	93 L.GAOREKWE	28.280	93 L.GAOREKWE	39.623	93 L.GAOREKWE	38.471	21	93 L.GAOREKWE	1:46.374	1:46.560	(21)			
22	9 J.DEL OLMO	28.324	52 G.ERILL	39.645	90 J.AL THANI	38.543	22	9 J.DEL OLMO	1:46.720	1:46.720	(22)			
23	53 C.MALTERRE	28.599	9 J.DEL OLMO	39.712	72 Y.RUIZ	38.577	23	90 J.AL THANI	1:46.870	1:46.888	(23)			
24	27 B.RASA	28.630	17 R.ROMERO	39.713	53 C.MALTERRE	38.597	24	52 G.ERILL	1:46.906	1:46.906	(24)			
25	52 G.ERILL	28.634	72 Y.RUIZ	39.715	52 G.ERILL	38.627	25	53 C.MALTERRE	1:47.261	1:47.407	(25)			
26	90 J.AL THANI	28.727	53 C.MALTERRE	40.065	9 J.DEL OLMO	38.684	26	27 B.RASA	1:47.889	1:48.034	(26)			





CIRCUITO DE NAVARRA 3.933 m.

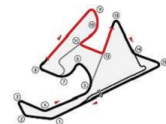
## Supersport NG


### ESBK - CTO. ESPAÑA DE VELOCIDAD

### Después de WARM-UP

Velocidad máxima del evento

Nº Piloto	Equipo	Moto	Clase	V.Max	Vit.	Sesión
76 JULIAN GIRAL	LA SCUDERIA- DUCATI CORSE		SSNG	264.7	8	CARRERA 1
37 MAURO GONZALEZ	TEAM SPEED RACING		SSNG	262.1	11	ENT. CRONOMETRADO
19 JOAN DIAZ	I+DENT RACING TEAM		SSNG	260.9	9	CARRERA 1
4 ERIC FERNANDEZ	TEAM SPEED RACING		SSNG	260.9	5	WARM-UP
43 SIMON JESPERSEN	YAMAHA TEAM SCANDINAVIA	YAMAHA	SSNG	260.2	14	ENT. CRONOMETRADO
67 CARLOS VALLE	GV RACING		SSNG	259.6	3	ENT. CRONOMETRADO
21 DEMIS MIHAILA	MOTOXRACING TEAM	YAMAHA	SSNG	259.0	13	ENT. CRONOMETRADO
25 ANDY VERDOIA	ARCO YAMAHA MOTOR UNIVERSITY TEAM	YAMAHA	SSNG	259.0	10	CARRERA 1
26 FRANCISCO JAVIER RUIZ	MDR COMPETICION	YAMAHA	STCK600	259.0	2	CARRERA 1
92 NIL ROIG	MOTAP RACING TEAM	YAMAHA	SSNG	259.0	7	ENT. CRONOMETRADO
17 RUBEN ROMERO	ILUSION RACING	YAMAHA	STCK600	257.1	2	CARRERA 1
57 DANIEL MUÑOZ	SP57 RACING TEAM	YAMAHA	SSNG	257.1	8	CARRERA 1
83 JUAN RODRIGUEZ	I+ DENT RACING TEAM		SSNG	256.5	3	CARRERA 1
72 YERAY RUIZ	MDR COMPETICION	YAMAHA	SSNG	254.7	9	CARRERA 1
34 HARRY KHOURI	ANDOTRANS TEAM TORRENTÓ	YAMAHA	SSNG	254.1	17	CARRERA 1
8 ABDULLA NAIEF AL-QUBAISI	ANDOTRANS TEAM TORRENTÓ	YAMAHA	SSNG	254.1	6	CARRERA 1
54 JESUS RIOS	MRE TALENT		STCK600	253.5	2	CARRERA 1
27 BENEDETTO RASA	YAMAHA GV STRATOS	YAMAHA	STCK600	252.9	4	ENT. CRONOMETRADO
52 GUILLEM ERILL	DEZA-BOX 77 RACING TEAM	KAWASAKI	SSNG	252.3	8	ENT. CRONOMETRADO
7 MANUEL ROCCA	ZIVI MOTOR CORSE	YAMAHA	STCK600	250.6	2	WARM-UP
18 CESAR PARRILLA	FAU55 RACING - FAMILY CASH	YAMAHA	STCK600	250.0	5	CARRERA 1
16 ALVARO FUERTES	FUERTES TEAM	YAMAHA	STCK600	248.8	2	WARM-UP
81 JOAN SANTOS	YAMAHA GV STRATOS	YAMAHA	STCK600	248.3	3	WARM-UP
22 BRETT ALEXANDER ROBERTS	EASYRACE TEAM	YAMAHA	SSNG	247.1	3	ENT. LIBRES 1
9 JAVIER DEL OLMO	KAWASAKI PALMETO PL RACING	KAWASAKI	STCK600	247.1	11	CARRERA 1
53 CHARLY MALTERRE	ILUSION RACING	YAMAHA	STCK600	245.5	12	ENT. LIBRES 2
93 LEUNGO KITLANO GAOREKWE	I+DENT RACING TEAM	YAMAHA	STCK600	244.9	5	CARRERA 1
90 JASSIM GHANIM AL THANI	VRC TEAM	YAMAHA	SSNG	243.8	3	ENT. CRONOMETRADO





## Supersport NG

### ESBK - CTO. ESPAÑA DE VELOCIDAD


### WARM-UP

### Secuencia de vueltas rápidas

T. Sesión	Nº Piloto	Equipo	Moto	Clase	Tiempo	Km/h	Vlt.
3:35.533	57 DANIEL MUÑOZ	SP57 RACING TEAM	YAMAHA	SSNG	1:44.847	135.0	2
3:38.943	83 JUAN RODRIGUEZ	I+ DENT RACING TEAM		SSNG	1:42.582	138.0	2
4:53.964	43 SIMON JESPERSEN	YAMAHA TEAM SCANDINAVIA	YAMAHA	SSNG	1:42.523	138.1	2
5:20.971	83 JUAN RODRIGUEZ	I+ DENT RACING TEAM		SSNG	1:42.028	138.8	3
7:02.931	83 JUAN RODRIGUEZ	I+ DENT RACING TEAM		SSNG	1:41.960	138.9	4
8:18.516	43 SIMON JESPERSEN	YAMAHA TEAM SCANDINAVIA	YAMAHA	SSNG	1:41.929	138.9	4
9:06.723	76 JULIAN GIRAL	LA SCUDERIA- DUCATI CORSE		SSNG	1:41.813	139.1	5









**Supersport NG**  
ESBK - CTO. ESPAÑA DE VELOCIDAD  
WARM-UP

Vuelta a vuelta

— Vuelta invalidada    ■ Mejor Personal    ■ Mejor de la sesión    ■ Cruzando por el pit lane

Vlt.	Tiempo	Sector 1	Sector 2	Sector 3	V.Max	T. Sesión	Vlt.	Tiempo	Sector 1	Sector 2	Sector 3	V.Max	T. Sesión
<b>37</b>	<b>MAURO GONZALEZ</b>					ESP	1	2:58.222	1:38.136	41.228	38.858	190.5	2:58.222
	TEAM SPEED RACING						2	1:45.414	27.759	39.480	38.175	250.6	4:43.636
							3	1:44.273	27.508	39.015	37.750	251.7	6:27.909
							4	1:43.779	27.328	38.803	37.648	251.7	8:11.688
							5	1:43.957	27.346	38.970	37.641	252.3	9:55.645
							6	<span style="color: green;">1:43.492</span>	<span style="color: green;">27.292</span>	<span style="color: green;">38.685</span>	<span style="color: green;">37.515</span>	251.7	11:39.137
<b>43</b>	<b>SIMON JESPERSEN</b>					DNK	1	10:06.764	8:48.472	<span style="color: green;">39.715</span>	<span style="color: green;">38.577</span>	191.2	10:06.764
	YAMAHA TEAM SCANDINAVIA					YAMAHA							
<b>76</b>	<b>JULIAN GIRAL</b>					ESP	1	2:17.039	58.393	39.747	38.899	180.6	2:17.039
	LA SCUDERIA- DUCATI CORSE						2	1:42.888	27.495	38.175	37.218	255.9	3:59.927
							3	1:42.259	27.077	37.999	37.183	255.3	5:42.186
							4	1:42.724	<span style="color: purple;">26.981</span>	38.040	37.703	255.3	7:24.910
							5	<span style="color: purple;">1:41.813</span>	27.082	<span style="color: purple;">37.809</span>	<span style="color: green;">36.922</span>	254.1	9:06.723
							6	1:42.060	27.086	37.958	37.016	254.7	10:48.783
<b>52</b>	<b>GUILLEM ERILL</b>					ESP	1	2:28.192	1:08.720	40.585	38.887	185.6	2:28.192
	DEZA-BOX 77 RACING TEAM					KAWASAKI	2	1:46.226	28.663	39.381	38.182	242.7	4:14.418
							3	1:46.491	28.245	39.492	38.754	248.3	6:00.909
							4	1:45.363	28.384	39.092	37.887	247.1	7:46.272
							5	<span style="color: green;">1:44.881</span>	<span style="color: green;">28.044</span>	<span style="color: green;">38.748</span>	38.089	248.3	9:31.153
							6	1:45.513	28.331	39.443	<span style="color: green;">37.739</span>	237.4	11:16.666
<b>81</b>	<b>JOAN SANTOS</b>					ESP	1	1:56.361	39.685	39.291	37.385	191.5	1:56.361
	YAMAHA GV STRATOS					YAMAHA	2	1:42.582	27.381	38.200	37.001	251.7	3:38.943
							3	1:42.028	27.264	37.930	<span style="color: green;">36.834</span>	251.2	5:20.971
							4	<span style="color: green;">1:41.960</span>	<span style="color: green;">27.164</span>	37.943	36.853	251.2	7:02.931
							5	1:42.207	27.197	38.039	36.971	248.8	8:45.138
							6	1:42.009	27.203	<span style="color: green;">37.870</span>	36.936	250.0	10:27.147
<b>83</b>	<b>JUAN RODRIGUEZ</b>					ESP	1	2:23.731	1:02.844	41.450	39.437	156.1	2:23.731
	I+ DENT RACING TEAM						2	1:48.534	29.155	40.067	39.312	238.9	4:12.265
							3	1:47.934	29.001	40.087	38.846	238.4	6:00.199
							4	1:48.581	29.275	40.325	38.981	239.5	7:48.780
							5	1:47.519	<span style="color: green;">28.727</span>	40.023	38.769	241.6	9:36.299
							6	<span style="color: green;">1:46.888</span>	28.745	<span style="color: green;">39.600</span>	<span style="color: green;">38.543</span>	240.0	11:23.187
<b>90</b>	<b>JASSIM GHANIM AL THANI</b>					QAT	1	2:16.652	57.925	39.989	38.738	161.2	2:16.652
	VRC TEAM					YAMAHA	2	1:49.515	32.689	38.989	37.837	244.9	4:06.167
							3	1:44.674	27.684	39.285	37.705	248.8	5:50.841
							4	1:43.931	27.569	<span style="color: green;">38.731</span>	<span style="color: green;">37.631</span>	252.9	7:34.772
							5	<span style="color: green;">1:43.917</span>	<span style="color: green;">27.419</span>	38.772	37.726	251.2	9:18.689
							6	1:46.500	27.981	39.717	38.802	252.3	11:05.189
<b>57</b>	<b>DANIEL MUÑOZ</b>					ESP	1	1:50.686	34.091	39.014	37.581	197.1	1:50.686
	SP57 RACING TEAM					YAMAHA	2	1:44.847	28.567	38.699	37.581	247.7	3:35.533
							3	1:42.885	27.274	38.275	37.336	250.0	5:18.418
							4	1:42.848	27.143	<span style="color: green;">38.239</span>	37.466	251.2	7:01.266
							5	1:45.084	27.194	38.510	39.380	249.4	8:46.350
							6	<span style="color: green;">1:42.679</span>	<span style="color: green;">27.094</span>	38.255	<span style="color: green;">37.330</span>	249.4	10:29.029
<b>67</b>	<b>CARLOS VALLE</b>					ESP	1	1:50.686	34.091	39.014	37.581	197.1	1:50.686
	GV RACING						2	1:44.847	28.567	38.699	37.581	247.7	3:35.533
							3	1:42.885	27.274	38.275	37.336	250.0	5:18.418
							4	1:42.848	27.143	<span style="color: green;">38.239</span>	37.466	251.2	7:01.266
							5	1:45.084	27.194	38.510	39.380	249.4	8:46.350
							6	<span style="color: green;">1:42.679</span>	<span style="color: green;">27.094</span>	38.255	<span style="color: green;">37.330</span>	249.4	10:29.029



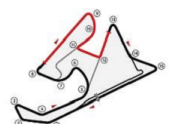


Supersport NG  
ESBK - CTO. ESPAÑA DE VELOCIDAD  
WARM-UP


Vuelta a vuelta

\_ Vuelta invalidada    ■ Mejor Personal    ■ Mejor de la sesión    B Cruzando por el pit lane

Vlt.	Tiempo	Sector 1	Sector 2	Sector 3	V.Max	T. Sesión	Vlt.	Tiempo	Sector 1	Sector 2	Sector 3	V.Max	T. Sesión	
<b>93</b>	<b>LEUNGO KITLANO GAOREKWE</b>						ZAF							
	I+DENT RACING TEAM						YAMAHA							
1	2:24.277	1:03.417	41.853	39.007	191.2	2:24.277								
2	1:48.239	28.913	40.037	39.289	242.2	4:12.516								
3	1:48.393	29.312	40.076	39.005	224.5	6:00.909								
4	1:47.152	28.776	39.749	38.627	236.3	7:48.061								
5	1:47.308	28.280	39.788	39.240	239.5	9:35.369								
6	1:46.560	28.466	39.623	38.471	238.4	11:21.929								








# ESBK - CTO. ESPAÑA DE VELOCIDAD


Supersport NG  
WARM-UP

Informe meteorológico

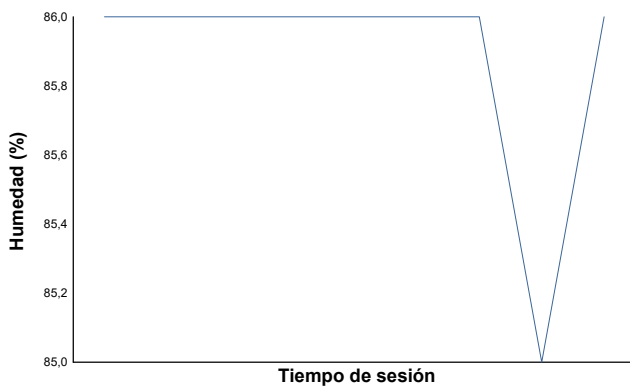
Temperatura del Aire



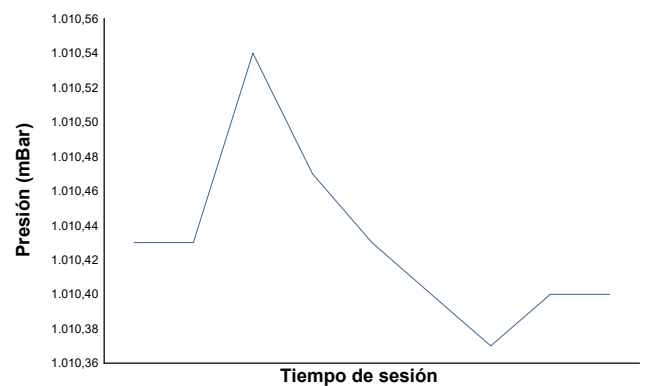
Temperatura de la Pista



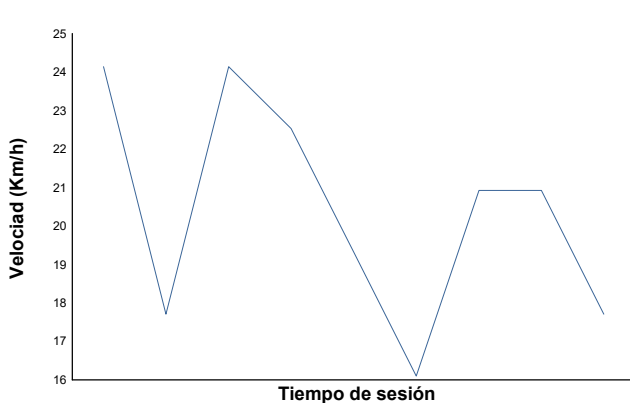
Humedad



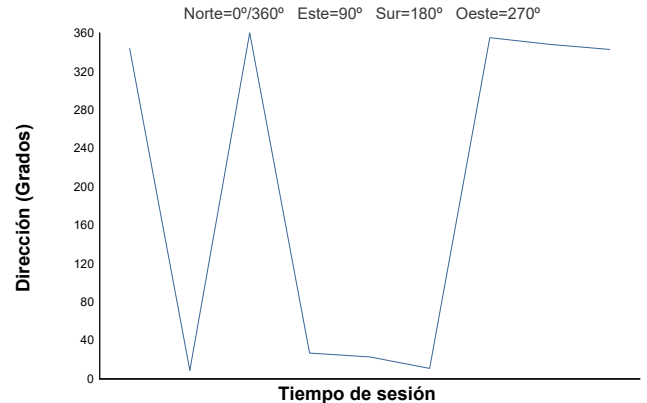
Presión



Velocidad del viento



Dirección del viento



Estado de pista: **SECO**

