

CIRCUITO DE NAVARRA 3.933 m.

Supersport NG

ESBK - CTO. ESPAÑA DE VELOCIDAD

ENT. CRONOMETRADO

Revised

Clasificación

Nº	Piloto	Nac	Equipo	Moto	Neum	Cl.	Tiempo	Vlt.	Total	Dif.	Km/h
1	25 ANDY VERDOIA	FRA	ARCO YAMAHA MOTOR UNIVERSITY TEAM	YAMAHA	Pirelli	SSNG	1:40.690	12	12	-	140.6
2	4 ERIC FERNANDEZ	ESP	TEAM SPEED RACING		Pirelli	SSNG	1:40.934	9	14	+0.244	140.3
3	76 JULIAN GIRAL	ESP	LA SCUADERIA- DUCATI CORSE		Pirelli	SSNG	1:41.099	10	14	+0.409	140.0
4	43 SIMON JESPERSEN	DNK	YAMAHA TEAM SCANDINAVIA	YAMAHA		SSNG	1:41.181	9	15	+0.491	139.9
5	21 DEMIS MIHAILA	ITA	MOTXRACING TEAM	YAMAHA	Pirelli	SSNG	1:41.469	10	15	+0.779	139.5
6	19 JOAN DIAZ	ESP	I+DENT RACING TEAM			SSNG	1:41.612	11	12	+0.922	139.3
7	57 DANIEL MUÑOZ	ESP	SP57 RACING TEAM	YAMAHA	Dunlop	SSNG	1:41.655	14	14	+0.965	139.3
8	37 MAURO GONZALEZ	ESP	TEAM SPEED RACING		Pirelli	SSNG	1:41.901	9	12	+1.211	138.9
9	83 JUAN RODRIGUEZ	ESP	I+ DENT RACING TEAM			SSNG	1:42.116	4	15	+1.426	138.7
10	54 JESUS RIOS	ESP	MRE TALENT			STCK60C	1:42.286	4	13	+1.596	138.4
11	67 CARLOS VALLE	ESP	GV RACING		Pirelli	SSNG	1:42.551	2	3	+1.861	138.1
12	34 HARRY KHOURI	AUS	ANDOTRANS TEAM TORRENTÓ	YAMAHA	Dunlop	SSNG	1:42.853	13	13	+2.163	137.7
13	92 NIL ROIG	ESP	MOTAP RACING TEAM	YAMAHA		SSNG	1:42.869	8	13	+2.179	137.6
14	72 YERAY RUIZ	ESP	MDR COMPETICION	YAMAHA	Pirelli	SSNG	1:42.946	6	7	+2.256	137.5
15	16 ALVARO FUERTES	ESP	FUERTES TEAM	YAMAHA	Dunlop	STCK60C	1:42.976	2	12	+2.286	137.5
16	17 RUBEN ROMERO	ESP	ILUSION RACING	YAMAHA		STCK60C	1:43.140	6	12	+2.450	137.3
17	18 CESAR PARRILLA	ESP	FAU55 RACING - FAMILY CASH	YAMAHA	Dunlop	STCK60C	1:43.148	11	11	+2.458	137.3
18	8 ABDULLA NAIEF AL-QUBAISI	QAT	ANDOTRANS TEAM TORRENTÓ	YAMAHA	Dunlop	SSNG	1:43.594	9	13	+2.904	136.7
19	7 MANUEL ROCCA	ITA	ZIVI MOTOR CORSE	YAMAHA	Pirelli	STCK60C	1:43.610	12	14	+2.920	136.7
20	26 FRANCISCO JAVIER RUIZ	ESP	MDR COMPETICION	YAMAHA		STCK60C	1:43.741	10	14	+3.051	136.5
21	81 JOAN SANTOS	ESP	YAMAHA GV STRATOS	YAMAHA	Pirelli	STCK60C	1:44.148	9	14	+3.458	135.9
22	52 GUILLEM ERILL	ESP	DEZA-BOX 77 RACING TEAM	KAWASAKI	Pirelli	SSNG	1:44.862	12	14	+4.172	135.0
23	93 LEUNGO KITLANO GAOREKAZAF	ZAF	I+DENT RACING TEAM	YAMAHA		STCK60C	1:44.899	11	14	+4.209	135.0
24	9 JAVIER DEL OLMO	ESP	KAWASAKI PALMETO PL RACING	KAWASAKI	Dunlop	STCK60C	1:45.060	13	14	+4.370	134.8
25	27 BENEDETTO RASA	ITA	YAMAHA GV STRATOS	YAMAHA	Pirelli	STCK60C	1:46.095	3	12	+5.405	133.5
26	53 CHARLY MALTERRE	FRA	ILUSION RACING	YAMAHA	Dunlop	STCK60C	1:46.402	8	12	+5.712	133.1
27	90 JASSIM GHANIM AL THANI	QAT	VRC TEAM	YAMAHA		SSNG	1:46.699	10	11	+6.009	132.7

■ Tiempo máx: 1:50.759

22	BRETT ALEXANDER ROBERT ZAF	EASYRACE TEAM	YAMAHA	Dunlop	SSNG
----	----------------------------	---------------	--------	--------	------

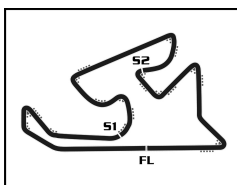
Vuelta rápida:	Vlt. 12	ANDY VERDOIA	1:40.690	140.6 Km/h
----------------	---------	--------------	----------	------------

Hora de publicación:

Estado de pista: **SECO**

Race Director: Maximo Guerrero	Timekeeper: Juan Carlos Jodra
--	---





CIRCUITO DE NAVARRA 3.933 m.

Supersport NG

ESBK - CTO. ESPAÑA DE VELOCIDAD

ENT. CRONOMETRADO

Revised

Clasificación por Clase


Nº Piloto	Nac	Equipo	Moto	Tiempo	Vlt. Total	Dif.	Km/h	
SSNG								
1	25	ANDY VERDOIA	FRA	ARCO YAMAHA MOTOR UNIVERSITY TEAM	YAMAHA	1:40.690	12 12	140.6
2	4	ERIC FERNANDEZ	ESP	TEAM SPEED RACING	YAMAHA	1:40.934	9 14	+0.244 +0.244 140.3
3	76	JULIAN GIRAL	ESP	LA SCUDERIA- DUCATI CORSE	YAMAHA	1:41.099	10 14	+0.409 +0.165 140.0
4	43	SIMON JESPERSEN	DNK	YAMAHA TEAM SCANDINAVIA	YAMAHA	1:41.181	9 15	+0.491 +0.082 139.9
5	21	DEMIS MIHAILA	ITA	MOTOXRACING TEAM	YAMAHA	1:41.469	10 15	+0.779 +0.288 139.5
6	19	JOAN DIAZ	ESP	I+DENT RACING TEAM	YAMAHA	1:41.612	11 12	+0.922 +0.143 139.3
7	57	DANIEL MUÑOZ	ESP	SP57 RACING TEAM	YAMAHA	1:41.655	14 14	+0.965 +0.043 139.3
8	37	MAURO GONZALEZ	ESP	TEAM SPEED RACING	YAMAHA	1:41.901	9 12	+1.211 +0.246 138.9
9	83	JUAN RODRIGUEZ	ESP	I+ DENT RACING TEAM	YAMAHA	1:42.116	4 15	+1.426 +0.215 138.7
10	67	CARLOS VALLE	ESP	GV RACING	YAMAHA	1:42.551	2 3	+1.861 +0.435 138.1
11	34	HARRY KHOURI	AUS	ANDOTRANS TEAM TORRENTÓ	YAMAHA	1:42.853	13 13	+2.163 +0.302 137.7
12	92	NIL ROIG	ESP	MOTAP RACING TEAM	YAMAHA	1:42.869	8 13	+2.179 +0.016 137.6
13	72	YERAY RUIZ	ESP	MDR COMPETICION	YAMAHA	1:42.946	6 7	+2.256 +0.077 137.5
14	8	ABDULLA NAIEF AL-QUBAISI	QAT	ANDOTRANS TEAM TORRENTÓ	YAMAHA	1:43.594	9 13	+2.904 +0.648 136.7
15	52	GUILLEM ERILL	ESP	DEZA-BOX 77 RACING TEAM	KAWASAKI	1:44.862	12 14	+4.172 +1.268 135.0
16	90	JASSIM GHANIM AL THANI	QAT	VRC TEAM	YAMAHA	1:46.699	10 11	+6.009 +1.837 132.7
■ Tiempo máx: 1:50.759								
22	BRETT ALEXANDER ROBERTS	ZAF	EASYRACE TEAM	YAMAHA				
STCK600								
1	54	JESUS RIOS	ESP	MRE TALENT	YAMAHA	1:42.286	4 13	138.4
2	16	ALVARO FUERTES	ESP	FUERTES TEAM	YAMAHA	1:42.976	2 12	+0.690 +0.690 137.5
3	17	RUBEN ROMERO	ESP	ILUSION RACING	YAMAHA	1:43.140	6 12	+0.854 +0.164 137.3
4	18	CESAR PARRILLA	ESP	FAU55 RACING - FAMILY CASH	YAMAHA	1:43.148	11 11	+0.862 +0.008 137.3
5	7	MANUEL ROCCA	ITA	ZIVI MOTOR CORSE	YAMAHA	1:43.610	12 14	+1.324 +0.462 136.7
6	26	FRANCISCO JAVIER RUIZ	ESP	MDR COMPETICION	YAMAHA	1:43.741	10 14	+1.455 +0.131 136.5
7	81	JOAN SANTOS	ESP	YAMAHA GV STRATOS	YAMAHA	1:44.148	9 14	+1.862 +0.407 135.9
8	93	LEUNGO KITLANO GAOREKWE	ZAF	I+DENT RACING TEAM	YAMAHA	1:44.899	11 14	+2.613 +0.751 135.0
9	9	JAVIER DEL OLMO	ESP	KAWASAKI PALMETO PL RACING	KAWASAKI	1:45.060	13 14	+2.774 +0.161 134.8
10	27	BENEDETTO RASA	ITA	YAMAHA GV STRATOS	YAMAHA	1:46.095	3 12	+3.809 +1.035 133.5
11	53	CHARLY MALTERRE	FRA	ILUSION RACING	YAMAHA	1:46.402	8 12	+4.116 +0.307 133.1

Hora de publicación:

Estado de pista: **SECO**

Race Director: Maximo Guerrero	Timekeeper: Juan Carlos Jodra
--	---






Supersport NG
ESBK - CTO. ESPAÑA DE VELOCIDAD
ENT. CRONOMETRADO

Revised

Mejores tiempos de sector

Sector 1			Sector 2		Sector 3		Pos	Nº Piloto	Vuelta Ideal	Mejor Vuelta
Pos	Nº Piloto	Tiempo	Nº Piloto	Tiempo	Nº Piloto	Tiempo				
1	76 J.GIRAL	26.760	25 A.VERDOIA	37.073	25 A.VERDOIA	36.375	1	25 A.VERDOIA	1:40.509	1:40.690 (1)
2	4 E.FERNANDEZ	26.821	76 J.GIRAL	37.436	4 E.FERNANDEZ	36.459	2	76 J.GIRAL	1:40.735	1:41.099 (3)
3	57 D.MUÑOZ	26.849	43 S.JESPERSEN	37.560	43 S.JESPERSEN	36.488	3	4 E.FERNANDEZ	1:40.880	1:40.934 (2)
4	21 D.MIHAILA	26.854	4 E.FERNANDEZ	37.600	76 J.GIRAL	36.539	4	43 S.JESPERSEN	1:40.991	1:41.181 (4)
5	43 S.JESPERSEN	26.943	57 D.MUÑOZ	37.717	19 J.DIAZ	36.617	5	57 D.MUÑOZ	1:41.400	1:41.655 (7)
6	67 C.VALLE	27.048	19 J.DIAZ	37.720	37 M.GONZALEZ	36.752	6	21 D.MIHAILA	1:41.436	1:41.469 (5)
7	37 M.GONZALEZ	27.058	21 D.MIHAILA	37.733	57 D.MUÑOZ	36.834	7	19 J.DIAZ	1:41.517	1:41.612 (6)
8	25 A.VERDOIA	27.061	83 J.RODRIGUEZ	37.902	21 D.MIHAILA	36.849	8	37 M.GONZALEZ	1:41.785	1:41.901 (8)
9	83 J.RODRIGUEZ	27.080	37 M.GONZALEZ	37.975	54 J.RIOS	36.895	9	83 J.RODRIGUEZ	1:41.903	1:42.116 (9)
10	19 J.DIAZ	27.180	54 J.RIOS	37.985	83 J.RODRIGUEZ	36.921	10	54 J.RIOS	1:42.098	1:42.286 (10)
11	16 A.FUERTES	27.188	16 A.FUERTES	38.010	67 C.VALLE	37.136	11	67 C.VALLE	1:42.280	1:42.551 (11)
12	54 J.RIOS	27.218	72 Y.RUIZ	38.089	72 Y.RUIZ	37.169	12	72 Y.RUIZ	1:42.699	1:42.946 (14)
13	92 N.ROIG	27.241	18 C.PARRILLA	38.094	34 H.KHOURI	37.267	13	16 A.FUERTES	1:42.709	1:42.976 (15)
14	34 H.KHOURI	27.322	67 C.VALLE	38.096	92 N.ROIG	37.286	14	92 N.ROIG	1:42.825	1:42.869 (13)
15	72 Y.RUIZ	27.441	17 R.ROMERO	38.205	17 R.ROMERO	37.347	15	34 H.KHOURI	1:42.843	1:42.853 (12)
16	17 R.ROMERO	27.485	34 H.KHOURI	38.254	7 M.ROCCA	37.366	16	17 R.ROMERO	1:43.037	1:43.140 (16)
17	8 A.AL-QUBAISI	27.507	26 F.RUIZ	38.263	18 C.PARRILLA	37.414	17	18 C.PARRILLA	1:43.129	1:43.148 (17)
18	18 C.PARRILLA	27.621	92 N.ROIG	38.298	16 A.FUERTES	37.511	18	8 A.AL-QUBAISI	1:43.594	1:43.594 (18)
19	26 F.RUIZ	27.680	81 J.SANTOS	38.373	81 J.SANTOS	37.605	19	7 M.ROCCA	1:43.603	1:43.610 (19)
20	7 M.ROCCA	27.785	7 M.ROCCA	38.452	8 A.AL-QUBAISI	37.612	20	26 F.RUIZ	1:43.664	1:43.741 (20)
21	81 J.SANTOS	27.861	8 A.AL-QUBAISI	38.475	26 F.RUIZ	37.721	21	81 J.SANTOS	1:43.839	1:44.148 (21)
22	9 J.DEL OLMO	27.921	93 L.GAOREKWE	38.762	52 G.ERILL	37.734	22	52 G.ERILL	1:44.730	1:44.862 (22)
23	93 L.GAOREKWE	27.970	9 J.DEL OLMO	38.901	9 J.DEL OLMO	37.988	23	9 J.DEL OLMO	1:44.810	1:45.060 (24)
24	52 G.ERILL	28.073	52 G.ERILL	38.923	93 L.GAOREKWE	38.096	24	93 L.GAOREKWE	1:44.828	1:44.899 (23)
25	27 B.RASA	28.117	27 B.RASA	39.347	53 C.MALTERRE	38.237	25	27 B.RASA	1:45.800	1:46.095 (25)
26	53 C.MALTERRE	28.504	53 C.MALTERRE	39.410	27 B.RASA	38.336	26	53 C.MALTERRE	1:46.151	1:46.402 (26)
27	90 J.AL THANI	28.553	90 J.AL THANI	39.446	90 J.AL THANI	38.546	27	90 J.AL THANI	1:46.545	1:46.699 (27)





Supersport NG

ESBK - CTO. ESPAÑA DE VELOCIDAD


Después de ENT. CRONOMETRADO

Revised

Velocidad máxima del evento

Nº Piloto	Equipo	Moto	Clase	V.Max	Vit.	Sesión
37 MAURO GONZALEZ	TEAM SPEED RACING		SSNG	262.1	11	ENT. CRONOMETRADO
76 JULIAN GIRAL	LA SCUDERIA- DUCATI CORSE		SSNG	260.9	9	ENT. CRONOMETRADO
43 SIMON JESPERSEN	YAMAHA TEAM SCANDINAVIA	YAMAHA	SSNG	260.2	14	ENT. CRONOMETRADO
67 CARLOS VALLE	GV RACING		SSNG	259.6	3	ENT. CRONOMETRADO
21 DEMIS MIHAILA	MOTOXRACING TEAM	YAMAHA	SSNG	259.0	13	ENT. CRONOMETRADO
4 ERIC FERNANDEZ	TEAM SPEED RACING		SSNG	259.0	8	ENT. CRONOMETRADO
92 NIL ROIG	MOTAP RACING TEAM	YAMAHA	SSNG	259.0	7	ENT. CRONOMETRADO
17 RUBEN ROMERO	ILUSION RACING	YAMAHA	STCK600	256.5	6	ENT. CRONOMETRADO
19 JOAN DIAZ	I+DENT RACING TEAM		SSNG	255.3	4	ENT. CRONOMETRADO
25 ANDY VERDOIA	ARCO YAMAHA MOTOR UNIVERSITY TEAM	YAMAHA	SSNG	254.7	3	ENT. CRONOMETRADO
26 FRANCISCO JAVIER RUIZ	MDR COMPETICION	YAMAHA	STCK600	254.1	6	ENT. CRONOMETRADO
57 DANIEL MUÑOZ	SP57 RACING TEAM	YAMAHA	SSNG	254.1	9	ENT. CRONOMETRADO
27 BENEDETTO RASA	YAMAHA GV STRATOS	YAMAHA	STCK600	252.9	4	ENT. CRONOMETRADO
54 JESUS RIOS	MRE TALENT		STCK600	252.9	11	ENT. CRONOMETRADO
72 YERAY RUIZ	MDR COMPETICION	YAMAHA	SSNG	252.9	2	ENT. LIBRES 2
83 JUAN RODRIGUEZ	I+ DENT RACING TEAM		SSNG	252.9	4	ENT. CRONOMETRADO
52 GUILLEM ERILL	DEZA-BOX 77 RACING TEAM	KAWASAKI	SSNG	252.3	8	ENT. CRONOMETRADO
8 ABDULLA NAIEF AL-QUBAISI	ANDOTRANS TEAM TORRENTÓ	YAMAHA	SSNG	251.2	11	ENT. CRONOMETRADO
34 HARRY KHOURI	ANDOTRANS TEAM TORRENTÓ	YAMAHA	SSNG	248.8	4	ENT. CRONOMETRADO
7 MANUEL ROCCA	ZIVI MOTOR CORSE	YAMAHA	STCK600	248.8	12	ENT. CRONOMETRADO
16 ALVARO FUERTES	FUERTES TEAM	YAMAHA	STCK600	248.3	2	ENT. LIBRES 2
81 JOAN SANTOS	YAMAHA GV STRATOS	YAMAHA	STCK600	248.3	4	ENT. LIBRES 2
18 CESAR PARRILLA	FAU55 RACING - FAMILY CASH	YAMAHA	STCK600	247.7	10	ENT. CRONOMETRADO
22 BRETT ALEXANDER ROBERTS	EASYRACE TEAM	YAMAHA	SSNG	247.1	3	ENT. LIBRES 1
9 JAVIER DEL OLMO	KAWASAKI PALMETO PL RACING	KAWASAKI	STCK600	246.0	9	ENT. LIBRES 2
53 CHARLY MALTERRE	ILUSION RACING	YAMAHA	STCK600	245.5	12	ENT. LIBRES 2
93 LEUNGO KITLANO GAOREKWE	I+DENT RACING TEAM	YAMAHA	STCK600	244.3	6	ENT. CRONOMETRADO
90 JASSIM GHANIM AL THANI	VRC TEAM	YAMAHA	SSNG	243.8	3	ENT. CRONOMETRADO





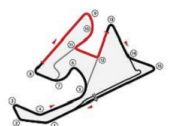
Supersport NG
ESBK - CTO. ESPAÑA DE VELOCIDAD
ENT. CRONOMETRADO


Revised

CIRCUITO DE NAVARRA 3.933 m.

Secuencia de vueltas rápidas

T. Sesión	Nº Piloto	Equipo	Moto	Clase	Tiempo	Km/h	Vlt.
3:35.670	76 JULIAN GIRAL	LA SCUDERIA- DUCATI CORSE		SSNG	1:42.507	138.1	2
3:40.227	83 JUAN RODRIGUEZ	I+ DENT RACING TEAM		SSNG	1:42.337	138.4	2
5:18.977	43 SIMON JESPERSEN	YAMAHA TEAM SCANDINAVIA	YAMAHA	SSNG	1:42.108	138.7	2
7:00.726	43 SIMON JESPERSEN	YAMAHA TEAM SCANDINAVIA	YAMAHA	SSNG	1:41.749	139.2	3
8:49.489	76 JULIAN GIRAL	LA SCUDERIA- DUCATI CORSE		SSNG	1:41.528	139.5	5
14:26.694	25 ANDY VERDOIA	ARCO YAMAHA MOTOR UNIVERSITY TEAM	YAMAHA	SSNG	1:41.065	140.1	6
21:51.983	4 ERIC FERNANDEZ	TEAM SPEED RACING		SSNG	1:40.934	140.3	9
26:10.645	25 ANDY VERDOIA	ARCO YAMAHA MOTOR UNIVERSITY TEAM	YAMAHA	SSNG	1:40.797	140.5	11
27:51.335	25 ANDY VERDOIA	ARCO YAMAHA MOTOR UNIVERSITY TEAM	YAMAHA	SSNG	1:40.690	140.6	12





Supersport NG

ESBK - CTO. ESPAÑA DE VELOCIDAD


ENT. CRONOMETRADO


Revised

Vuelta a vuelta

— Vuelta invalidada ■ Mejor Personal ■ Mejor de la sesión B Cruzando por el pit lane

Vlt.	Tiempo	Sector 1	Sector 2	Sector 3	V.Max	T. Sesión	Vlt.	Tiempo	Sector 1	Sector 2	Sector 3	V.Max	T. Sesión		
4	ERIC FERNANDEZ	ESP						5	6:19.332 B	28.517	39.704	5:11.111	244.3	14:13.835	
	TEAM SPEED RACING							6	2:02.596	43.160	40.479	38.957	146.1	16:16.431	
1	2:43.144	1:25.340	39.941	37.863	139.2	2:43.144	7	1:47.237	28.410	40.189	38.638	245.5	18:03.668		
2	1:42.972	27.446	38.370	37.156	252.9	4:26.116	8	1:45.787	28.004	39.185	38.598	242.7	19:49.455		
3	1:43.025	27.253	38.295	37.477	255.9	6:09.141	9	1:45.643	28.028	39.329	38.286	243.2	21:35.098		
4	1:42.557	27.223	38.446	36.888	257.8	7:51.698	10	1:45.702	28.137	39.217	38.348	241.6	23:20.800		
5	1:42.891	27.366	38.367	37.158	257.8	9:34.589	11	1:45.720	27.921	39.265	38.534	242.7	25:06.520		
6	7:02.184 B	31.038	41.426	5:49.720	244.3	16:36.773	12	1:45.409	27.988	39.200	38.221	245.5	26:51.929		
7	1:53.099	36.823	39.144	37.132	130.6	18:29.872	13	1:45.060	28.171	38.901	37.988	243.8	28:36.989		
8	1:41.177	27.000	37.718	36.459	259.0	20:11.049	14	1:59.630	41.112	40.145	38.373	242.2	30:36.619		
9	1:40.934	26.821	37.600	36.513	255.9	21:51.983									
10	1:41.567	26.986	37.824	36.757	258.4	23:33.550									
11	1:41.523	27.021	37.773	36.729	255.9	25:15.073									
12	1:46.005	30.477	38.335	37.193	257.8	27:01.078									
13	1:41.316	26.939	37.836	36.541	255.9	28:42.394									
14	1:45.975	29.335	39.217	37.423	236.3	30:28.369									
7	MANUEL ROCCA	ITA						16	ALVARO FUERTES	ESP					
	ZIVI MOTOR CORSE	YAMAHA							FUERTES TEAM	YAMAHA					
1	3:05.624	1:44.921	40.935	39.768	172.8	3:05.624	1	1:59.279	42.485	38.712	38.082	201.9	1:59.279		
2	1:46.821	28.842	39.503	38.476	244.9	4:52.445	2	1:42.976	27.422	38.035	37.519	244.9	3:42.255		
3	1:45.755	28.285	39.295	38.175	243.2	6:38.200	3	1:43.114	27.483	38.048	37.583	246.6	5:25.369		
4	1:45.224	28.137	39.037	38.050	244.3	8:23.424	4	1:44.109	28.182	38.213	37.714	241.6	7:09.478		
5	5:02.481 B	32.315	42.003	3:48.163	246.6	13:25.905	5	5:44.275 B	28.122	41.529	4:34.624	243.2	12:53.753		
6	2:18.962 B	37.204	43.171	58.587	153.8	15:44.867	6	1:53.807	32.834	39.485	41.488	185.6	14:47.560		
7	2:01.598	35.929	45.106	40.563	148.4	17:46.465	7	1:43.337	27.387	38.248	37.702	243.2	16:30.897		
8	1:49.413	31.058	40.292	38.063	246.6	19:35.878	8	1:42.986	27.329	38.146	37.511	244.9	18:13.883		
9	1:44.268	27.854	38.710	37.704	245.5	21:20.146	9	1:42.996	27.290	38.074	37.632	243.8	19:56.879		
10	1:43.891	27.812	38.577	37.502	245.5	23:04.037	10	1:43.222	27.407	38.010	37.805	244.3	21:40.101		
11	1:52.521	30.961	43.771	37.789	247.1	24:56.558	11	1:43.020	27.188	38.160	37.672	244.3	23:23.121		
12	1:43.610	27.792	38.452	37.366	248.8	26:40.168	12	1:43.848	27.280	38.361	38.207	245.5	25:06.969		
13	1:48.401	27.785	38.629	41.987	245.5	28:28.569									
14	1:49.888	30.887	40.724	38.277	246.6	30:18.457									
8	ABDULLA NAIEF AL-QUBAIS	QAT						17	RUBEN ROMERO	ESP					
	ANDOTRANS TEAM TORRENTÓ	YAMAHA							ILUSION RACING	YAMAHA					
1	2:37.255	1:18.807	40.077	38.371	171.7	2:37.255	1	2:11.993	53.506	40.037	38.450	193.5	2:11.993		
2	1:44.921	27.933	38.935	38.053	245.5	4:22.176	2	1:43.597	27.789	38.276	37.532	255.3	3:55.590		
3	1:44.729	27.859	39.022	37.848	248.8	6:06.905	3	1:51.009	27.661	45.256	38.092	252.3	5:46.599		
4	1:44.612	27.718	39.173	37.721	245.5	7:51.517	4	4:20.845 B	31.778	39.051	3:10.016	249.4	10:07.444		
5	1:44.559	27.893	38.836	37.830	245.5	9:36.076	5	1:51.767	35.087	38.921	37.759	167.7	11:59.211		
6	1:44.516	27.767	38.957	37.792	247.1	11:20.592	6	1:43.140	27.588	38.205	37.347	256.5	13:42.351		
7	8:20.076 B	29.181	40.572	7:10.323	248.8	19:40.668	7	7:12.280 B	27.485			254.7	20:54.631		
8	1:56.945	33.611	41.645	41.689	127.2	21:37.613	8	1:55.028	36.351	40.299	38.378	176.2	22:49.659		
9	1:43.594	27.507	38.475	37.612	248.3	23:21.207	9	1:46.551	27.919	40.568	38.064	252.3	24:36.210		
10	1:44.275	27.678	38.713	37.884	247.7	25:05.482	10	1:43.515	27.654	38.428	37.433	252.3	26:19.725		
11	1:44.078	27.692	38.579	37.807	251.2	26:49.560	11	2:55.096 B	28.221	43.884	1:42.991	254.7	29:14.821		
12	1:48.306	30.551	39.664	38.091	249.4	28:37.866	12	2:03.201	37.635	42.137	43.429	144.4	31:18.022		
13	1:44.840	27.743	38.756	38.341	245.5	30:22.706									
9	JAVIER DEL OLMO	ESP						18	CESAR PARRILLA	ESP					
	KAWASAKI PALMETO PL RACING	KAWASAKI							FAU55 RACING - FAMILY CASH	YAMAHA					
1	2:31.703	1:11.300	41.052	39.351	157.4	2:31.703	1	1:59.491	39.671	40.982	38.838	156.7	1:59.491		
2	1:48.066	29.137	40.174	38.755	243.2	4:19.769	2	7:26.672 B	28.237	38.737	6:19.698	233.3	9:26.163		
3	1:47.693	29.051	39.592	39.050	242.7	6:07.462	3	1:51.383	34.047	39.131	38.205	135.5	11:17.546		
4	1:47.041	28.451	39.571	39.019	244.9	7:54.503	4	1:44.504	28.402	38.452	37.650	235.8	13:02.050		
							5	1:43.780	27.905	38.125	37.750	239.5	14:45.830		
							6	1:43.874	27.927	38.128	37.819	241.6	16:29.704		
							7	1:43.612	27.926	38.272	37.414	242.7	18:13.316		
							8	1:44.139	27.693	38.564	37.882	243.2	19:57.455		
							9	1:43.495	27.657	38.094	37.744	242.2	21:40.950		
							10	1:43.364	27.621	38.317	37.426	247.7	23:24.314		
							11	1:43.148	27.623	38.094	37.431	246.6	25:07.462		
19	JOAN DIAZ	ESP						19	JOAN DIAZ	ESP					
	I+DENT RACING TEAM								I+DENT RACING TEAM						





Supersport NG
ESBK - CTO. ESPAÑA DE VELOCIDAD
ENT. CRONOMETRADO

Revised

Vuelta a vuelta


— Vuelta invalidada


■ Mejor Personal

■ Mejor de la sesión

■ Cruzando por el pit lane

Vlt.	Tiempo	Sector 1	Sector 2	Sector 3	V.Max	T. Sesión	Vlt.	Tiempo	Sector 1	Sector 2	Sector 3	V.Max	T. Sesión
1	3:24.996	2:07.421	39.338	38.237	178.8	3:24.996	10	1:43.741	27.757	38.263	37.721	248.3	22:37.879
2	1:45.827	29.603	38.705	37.519	252.9	5:10.823	11	1:43.815	27.680	38.391	37.744	246.6	24:21.694
3	1:42.919	27.561	38.397	36.961	252.3	6:53.742	12	2:53.730B	27.727	40.049	1:45.954	250.0	27:15.424
4	1:42.667	27.382	38.182	37.103	255.3	8:36.409	13	1:57.789	37.996	40.000	39.793	188.5	29:13.213
5	5:42.883B	29.504	38.798	4:34.581	252.3	14:19.292	14	1:48.132	28.514	39.697	39.921	250.0	31:01.345
6	1:56.429	39.442	39.440	37.547	179.7	16:15.721	27 BENEDETTO RASA ITA						
7	1:42.759	27.297	38.385	37.077	255.3	17:58.480	YAMAHA GV STRATOS YAMAHA						
8	4:45.997B	27.316	38.133	3:40.548	254.1	22:44.477	1	2:53.734	1:33.755	40.691	39.288	169.3	2:53.734
9	1:56.774	37.046	42.562	37.166	134.7	24:41.251	2	1:47.780	29.450	39.705	38.625	247.7	4:41.514
10	1:41.729	27.235	37.877	36.617	252.9	26:22.980	3	1:46.095	28.412	39.347	38.336	247.7	6:27.609
11	1:41.612	27.193	37.720	36.699	253.5	28:04.592	4	1:46.153	28.144	39.377	38.632	252.9	8:13.762
12	1:41.718	27.180	37.838	36.700	253.5	29:46.310	5	1:46.579	28.509	39.641	38.429	247.1	10:00.341
21 DEMIS MIHAILA ITA							6	6:53.398B	33.338	43.375	5:36.685	248.8	16:53.739
MOTOXRACING TEAM YAMAHA							7	1:54.804	35.529	40.310	38.965	166.7	18:48.543
1	2:34.570	1:15.903	39.805	38.862	185.6	2:34.570	8	1:46.912	28.117	40.092	38.703	248.3	20:35.455
2	1:42.411	27.177	38.034	37.200	254.1	4:16.981	9	1:46.939	28.154	39.881	38.904	238.4	22:22.394
3	1:47.510	27.919	39.901	39.690	253.5	6:04.491	10	1:47.127	28.179	39.612	39.336	248.8	24:09.521
4	1:41.879	27.089	37.880	36.910	254.1	7:46.370	11	4:36.492B	36.579	44.488	3:15.425	246.0	28:46.013
5	1:44.101	27.546	39.203	37.352	253.5	9:30.471	12	1:57.781	37.952	40.750	39.079	101.0	30:43.794
6	1:45.693	27.143	38.893	39.657	255.3	11:16.164	34 HARRY KHOURI AUS						
7	4:44.368B	27.639	38.770	3:37.959	256.5	16:00.532	ANDOTRANS TEAM TORRENTÓ YAMAHA						
8	2:01.610	42.328	40.919	38.363	46.4	18:02.142	1	2:40.919	1:19.721	41.581	39.617	163.9	2:40.919
9	1:41.892	26.945	37.873	37.074	254.1	19:44.034	2	1:44.235	27.594	38.908	37.733	244.3	4:25.154
10	1:41.469	26.854	37.766	36.849	256.5	21:25.503	3	1:43.884	27.505	38.736	37.643	246.0	6:09.038
11	1:47.694	28.210	41.174	38.310	252.9	23:13.197	4	1:44.088	27.618	38.797	37.673	248.8	7:53.126
12	1:41.611	26.956	37.733	36.922	255.9	24:54.808	5	1:43.653	27.403	38.521	37.729	244.9	9:36.779
13	1:41.852	27.112	37.822	36.918	259.0	26:36.660	6	8:08.956B	27.512	38.760	7:02.684	248.3	17:45.735
14	1:41.755	27.036	37.816	36.903	254.7	28:18.415	7	1:57.024	35.462	40.907	40.655	171.2	19:42.759
15	1:51.630	28.423	44.046	39.161	255.3	30:10.045	8	1:43.617	27.464	38.616	37.537	247.7	21:26.376
25 ANDY VERDOIA FRA							9	1:44.051	28.091	38.430	37.530	244.3	23:10.427
ARCO YAMAHA MOTOR UNIVERSIT YAMAHA							10	1:43.463	27.463	38.552	37.448	246.0	24:53.890
1	2:17.697	1:01.390	38.579	37.728	188.8	2:17.697	11	1:43.471	27.504	38.614	37.353	246.6	26:37.361
2	1:42.855	27.757	38.070	37.028	253.5	4:00.552	12	1:43.028	27.322	38.378	37.328	244.9	28:20.389
3	5:13.634B	27.527	37.883	4:08.224	254.7	9:14.186	13	1:42.853	27.332	38.254	37.267	246.0	30:03.242
4	1:50.156	34.315	38.240	37.601	188.5	11:04.342	37 MAURO GONZALEZ ESP						
5	1:41.287	27.462	37.271	36.554	254.1	12:45.629	TEAM SPEED RACING						
6	1:41.065	27.343	37.214	36.508	254.7	14:26.694	1	4:47.792	3:30.444	39.676	37.672	185.9	4:47.792
7	1:41.106	27.365	37.130	36.611	252.9	16:07.800	2	1:43.816	27.731	38.485	37.600	254.7	6:31.608
8	4:47.796B	27.948	38.081	3:41.767	254.1	20:55.596	3	1:43.442	27.693	38.366	37.383	257.1	8:15.050
9	1:53.302	34.887	40.471	37.944	175.0	22:48.898	4	1:42.854	27.412	38.136	37.306	255.3	9:57.904
10	1:40.950	27.281	37.278	36.391	252.9	24:29.848	5	6:39.550B	30.049	40.205	5:29.296	254.7	16:37.454
11	1:40.797	27.061	37.262	36.474	254.7	26:10.645	6	1:50.846	35.365	38.178	37.303	144.6	18:28.300
12	1:40.690	27.242	37.073	36.375	252.9	27:51.335	7	1:42.113	27.348	38.013	36.752	252.9	20:10.413
26 FRANCISCO JAVIER RUIZ ESP							8	1:42.507	27.172	38.500	36.835	255.3	21:52.920
MDR COMPETICION YAMAHA							9	1:41.901	27.058	38.037	36.806	252.9	23:34.821
1	2:30.776	1:11.472	40.704	38.600	173.9	2:30.776	10	1:43.136	27.142	37.975	38.019	252.9	25:17.957
2	1:45.301	28.206	39.114	37.981	247.1	4:16.077	11	1:47.633	27.252	40.651	39.730	262.1	27:05.590
3	1:44.889	28.005	38.835	38.049	247.1	6:00.966	12	1:42.453	27.391	38.262	36.800	253.5	28:48.043
4	1:44.702	28.061	38.840	37.801	248.3	7:45.668	43 SIMON JESPERSEN DNK						
5	1:44.805	28.071	38.846	37.888	247.7	9:30.473	YAMAHA TEAM SCANDINAVIA YAMAHA						
6	1:45.737	27.774	38.799	39.164	254.1	11:16.210	1	3:36.869	2:17.090	42.714	37.065	187.8	3:36.869
7	1:44.757	27.902	38.968	37.887	250.0	13:00.967	2	1:42.108	27.223	38.088	36.797	252.9	5:18.977
8	5:59.574B	30.393	40.760	4:48.421	237.4	19:00.541	3	1:41.749	27.084	37.901	36.764	253.5	7:00.726
9	1:53.597	36.199	39.074	38.324	141.4	20:54.138							





Supersport NG
ESBK - CTO. ESPAÑA DE VELOCIDAD
ENT. CRONOMETRADO

Vuelta a vuelta

Revised

— Vuelta invalidada


■ Mejor Personal

■ Mejor de la sesión

■ Cruzando por el pit lane

Vlt.	Tiempo	Sector 1	Sector 2	Sector 3	V.Max	T. Sesión	Vlt.	Tiempo	Sector 1	Sector 2	Sector 3	V.Max	T. Sesión
4	1:51.689	27.222	47.204	37.263	258.4	8:52.415	11	1:42.503	27.242	38.081	37.180	252.9	26:48.945
5	5:03.659B	27.231	38.866	3:57.562	252.3	13:56.074	12	1:43.657	27.351	38.243	38.063	249.4	28:32.602
6	1:47.438	32.391	38.168	36.879	198.2	15:43.512	13	1:45.479	27.650	39.559	38.270	248.3	30:18.081
7	1:41.463	26.975	37.844	36.644	251.2	17:24.975	57 DANIEL MUÑOZ ESP						
8	1:41.228	26.946	37.723	36.559	252.3	19:06.203	SP57 RACING TEAM YAMAHA						
9	1:41.181	27.045	37.560	36.576	252.9	20:47.384	1	1:58.218	40.193	39.373	38.652	206.1	1:58.218
10	1:41.689	26.943	37.752	36.994	254.1	22:29.073	2	1:42.490	27.182	38.227	37.081	250.6	3:40.708
11	1:41.454	26.964	37.893	36.597	252.3	24:10.527	3	1:42.113	27.003	38.062	37.048	252.3	5:22.821
12	1:44.836	26.987	37.769	40.080	254.7	25:55.363	4	1:41.828	26.910	37.912	37.006	251.7	7:04.649
13	1:41.339	27.148	37.703	36.488	254.1	27:36.702	5	5:46.928B	29.620	38.981	4:38.327	250.6	12:51.577
14	1:41.307	27.051	37.736	36.520	260.2	29:18.009	6	1:46.351	30.785	38.325	37.241	207.7	14:37.928
15	1:41.544	27.051	37.843	36.650	259.6	30:59.553	7	1:41.589	26.918	37.837	36.834	251.7	16:19.517
52 GUILLEM ERILL ESP							8	1:48.778	26.849	43.728	38.201	252.9	18:08.295
DEZA-BOX 77 RACING TEAM KAWASAKI							9	1:46.341	28.910	39.009	38.422	254.1	19:54.636
1	2:15.731	53.123	42.912	39.696	184.3	2:15.731	10	1:41.759	27.013	37.878	36.868	253.5	21:36.395
2	1:49.507	29.562	40.782	39.163	247.1	4:05.238	11	3:19.566B	28.222	38.673	2:12.671	251.2	24:55.961
3	1:47.378	28.786	39.891	38.701	249.4	5:52.616	12	1:47.943	32.227	38.237	37.479	200.7	26:43.904
4	1:46.500	28.544	39.566	38.390	246.6	7:39.116	13	1:43.827	28.370	38.310	37.147	251.7	28:27.731
5	1:46.394	28.471	39.626	38.297	248.3	9:25.510	14	1:41.655	27.038	37.717	36.900	249.4	30:09.386
6	7:39.291B	29.904	51.133	6:18.254	247.7	17:04.801	67 CARLOS VALLE ESP						
7	1:53.942	34.938	40.587	38.417	177.9	18:58.743	GV RACING						
8	1:45.652	28.272	39.301	38.079	252.3	20:44.395	1	2:39.598	1:23.885	38.577	37.136	204.9	2:39.598
9	1:45.680	28.271	39.211	38.198	247.7	22:30.075	2	1:42.551	27.048	38.096	37.407	257.8	4:22.149
10	1:45.347	28.164	39.264	37.919	249.4	24:15.422	3	4:57.936B	28.313	39.086	3:50.537	259.6	9:20.085
11	1:45.247	28.073	39.093	38.081	248.8	26:00.669	72 YERAY RUIZ ESP						
12	1:44.862	28.154	38.974	37.734	247.7	27:45.531	MDR COMPETICION YAMAHA						
13	1:44.964	28.116	38.923	37.925	250.0	29:30.495	1	2:27.526	1:07.304	41.853	38.369	203.4	2:27.526
14	1:44.903	28.082	38.938	37.883	247.7	31:15.398	2	1:44.023	28.144	38.488	37.391	244.9	4:11.549
53 CHARLY MALTERRE FRA							3	1:42.981	27.509	38.303	37.169	247.1	5:54.530
ILUSION RACING YAMAHA							4	1:53.649	32.150	43.897	37.602	246.0	7:48.179
1	6:03.170B	40.340	42.500	4:40.330	179.1	6:03.170	5	1:46.765	28.114	39.423	39.228	248.8	9:34.944
2	2:02.235	39.370	43.139	39.726	120.7	8:05.405	6	1:42.946	27.559	38.173	37.214	248.8	11:17.890
3	1:47.621	28.867	39.883	38.871	243.2	9:53.026	7	1:43.143	27.630	38.258	37.255	250.0	13:01.033
4	1:47.240	28.754	39.604	38.882	243.8	11:40.266	76 JULIAN GIRAL ESP						
5	1:46.928	28.673	39.774	38.481	242.7	13:27.194	LA SCUDERIA- DUCATI CORSE						
6	6:08.748B	34.652	41.079	4:53.017	243.2	19:35.942	1	1:53.163	37.439	38.449	37.275	188.8	1:53.163
7	1:54.866	33.536	39.848	41.482	194.9	21:30.808	2	1:42.507	27.404	38.099	37.004	254.1	3:35.670
8	1:46.402	28.580	39.585	38.237	241.6	23:17.210	3	1:50.045	28.579	38.271	43.195	255.9	5:25.715
9	1:46.346	28.504	39.410	38.432	242.2	25:03.556	4	1:42.246	27.397	37.840	37.009	256.5	7:07.961
10	1:51.813	32.489	39.973	39.351	244.3	26:55.369	5	1:41.528	27.002	37.764	36.762	258.4	8:49.489
11	1:46.685	28.536	39.504	38.645	244.3	28:42.054	6	3:58.387B	28.534	39.480	2:50.373	255.9	12:47.876
12	1:46.403	28.674	39.487	38.242	237.4	30:28.457	7	1:46.476	32.024	37.751	36.701	201.1	14:34.352
54 JESUS RIOS ESP							8	1:41.636	26.941	37.436	37.259	255.9	16:15.988
MRE TALENT							9	1:56.571	27.527	51.787	37.257	260.9	18:12.559
1	2:18.304	1:01.644	38.998	37.662	186.5	2:18.304	10	1:41.099	26.760	37.800	36.539	256.5	19:53.658
2	1:42.787	27.482	38.283	37.022	250.6	4:01.091	11	1:43.386	28.626	37.765	36.995	256.5	21:37.044
3	1:42.736	27.291	38.423	37.022	251.7	5:43.827	12	1:41.249	26.959	37.544	36.746	259.6	23:18.293
4	1:42.286	27.406	37.985	36.895	247.7	7:26.113	13	6:07.522B	35.456	40.247	4:51.819	255.9	29:25.815
5	8:31.023B	28.489	39.303	7:23.231	248.3	15:57.136	14	1:55.627	36.405	40.643	38.579	152.1	31:21.442
6	2:09.729	46.981	43.519	39.229	42.0	18:06.865	81 JOAN SANTOS ESP						
7	1:42.579	27.403	38.150	37.026	249.4	19:49.444	YAMAHA GV STRATOS YAMAHA						
8	1:43.075	27.218	38.409	37.448	248.3	21:32.519	1	2:54.130	1:35.320	40.141	38.669	191.8	2:54.130
9	1:48.854	33.125	38.389	37.340	247.1	23:21.373							
10	1:45.069	27.823	39.325	37.921	247.1	25:06.442							





Supersport NG
ESBK - CTO. ESPAÑA DE VELOCIDAD
ENT. CRONOMETRADO

Revised

Vuelta a vuelta

— Vuelta invalidada

■ Mejor Personal

■ Mejor de la sesión

■ Cruzando por el pit lane

Vlt.	Tiempo	Sector 1	Sector 2	Sector 3	V.Max	T. Sesión	Vlt.	Tiempo	Sector 1	Sector 2	Sector 3	V.Max	T. Sesión
2	1:45.812	28.556	39.100	38.156	241.1	4:39.942	10	1:43.009	27.241	38.371	37.397	254.1	25:05.231
3	1:45.119	28.298	38.849	37.972	242.7	6:25.061	11	1:43.384	27.490	38.353	37.541	255.9	26:48.615
4	1:44.876	28.010	38.970	37.896	244.9	8:09.937	12	1:55.954	36.747	41.668	37.539	250.0	28:44.569
5	1:45.173	28.292	39.013	37.868	244.9	9:55.110	13	1:44.236	27.575	38.519	38.142	248.3	30:28.805
6	7:02.078 B	28.469	39.506	5:54.103	244.3	16:57.188							
7	1:53.087	35.129	39.845	38.113	172.8	18:50.275							
8	1:45.150	28.256	38.834	38.060	239.5	20:35.425							
9	1:44.148	27.861	38.582	37.705	243.8	22:19.573							
10	1:44.161	27.898	38.373	37.890	245.5	24:03.734							
11	1:44.285	28.043	38.525	37.717	241.6	25:48.019							
12	1:44.442	28.020	38.643	37.779	246.0	27:32.461							
13	1:44.259	28.012	38.642	37.605	244.9	29:16.720							
14	1:48.135	27.922	38.721	41.492	246.6	31:04.855							

83 JUAN RODRIGUEZ ESP
I+ DENT RACING TEAM


1	1:57.890	39.916	39.959	38.015	170.3	1:57.890
2	1:42.337	27.303	38.046	36.988	250.0	3:40.227
3	1:42.932	27.721	38.096	37.115	250.6	5:23.159
4	1:42.116	27.080	38.023	37.013	252.9	7:05.275
5	1:45.358	27.255	41.005	37.098	249.4	8:50.633
6	1:42.172	27.202	37.902	37.068	251.2	10:32.805
7	6:27.138 B	28.011	38.910	5:20.217	248.8	16:59.943
8	1:50.424	34.555	38.810	37.059	176.2	18:50.367
9	1:43.992	27.093	39.489	37.410	252.3	20:34.359
10	1:42.344	27.194	38.046	37.104	246.6	22:16.703
11	1:42.384	27.321	38.054	37.009	245.5	23:59.087
12	1:42.561	27.256	38.073	37.232	251.2	25:41.648
13	1:42.318	27.351	38.046	36.921	251.2	27:23.966
14	1:45.256	28.840	39.132	37.284	252.9	29:09.222
15	1:42.571	27.546	37.926	37.099	248.8	30:51.793


90 JASSIM GHANIM AL THANI QAT
VRC TEAM YAMAHA

1	2:25.145	1:05.927	40.341	38.877	184.6	2:25.145
2	1:57.793	38.354	39.926	39.513	233.3	4:22.938
3	1:47.092	28.780	39.446	38.866	243.8	6:10.030
4	1:47.972	29.123	39.651	39.198	241.1	7:58.002
5	1:47.816	29.345	39.919	38.552	234.8	9:45.818
6	11:47.951 B	29.308	40.895	...	235.8	21:33.769
7	1:56.968	38.004	39.726	39.238	153.6	23:30.737
8	1:47.473	28.878	39.633	38.962	236.8	25:18.210
9	1:47.297	29.094	39.509	38.694	241.1	27:05.507
10	1:46.899	28.553	39.551	38.595	241.1	28:52.206
11	1:46.970	28.758	39.666	38.546	238.9	30:39.176

92 NIL ROIG ESP
MOTAP RACING TEAM YAMAHA

1	3:31.257	2:13.349	39.598	38.310	185.6	3:31.257
2	1:50.968	27.952	41.408	41.608	250.6	5:22.225
3	1:44.092	27.651	38.754	37.687	249.4	7:06.317
4	7:14.564 B	27.496	42.478	6:04.590	250.0	14:20.881
5	1:50.481	34.216	38.544	37.721	137.9	16:11.362
6	1:57.565	29.561	44.561	43.443	250.6	18:08.927
7	1:47.417	28.095	41.972	37.350	259.0	19:56.344
8	1:42.869	27.256	38.327	37.286	252.9	21:39.213
9	1:43.009	27.284	38.298	37.427	254.1	23:22.222





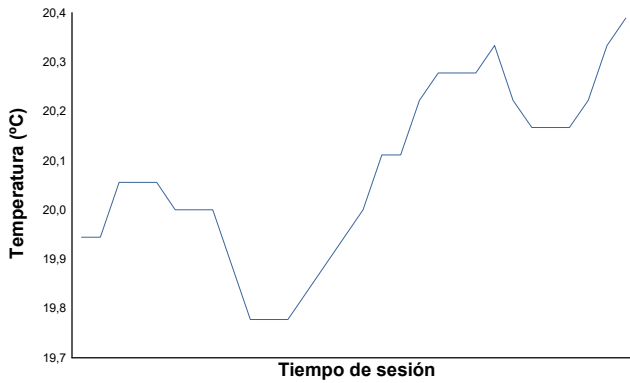
ESBK - CTO. ESPAÑA DE VELOCIDAD

Revised

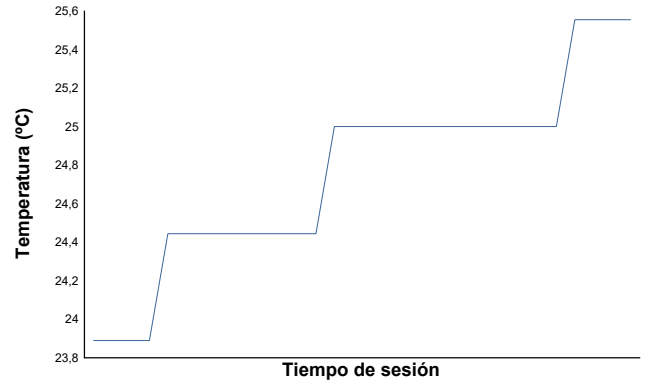
Supersport NG
ENT. CRONOMETRADO

Informe meteorológico

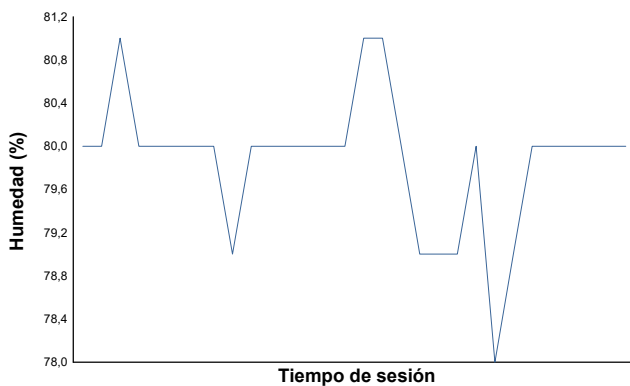
Temperatura del Aire



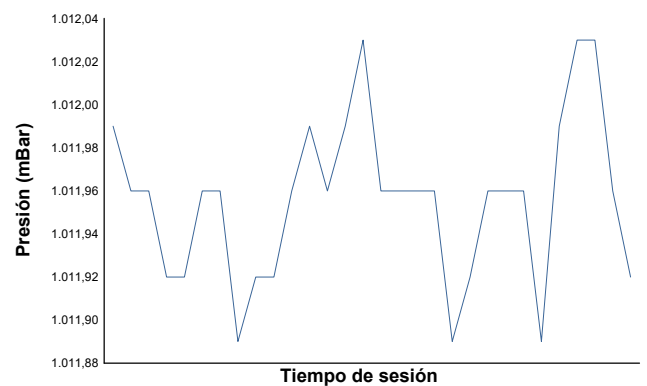
Temperatura de la Pista



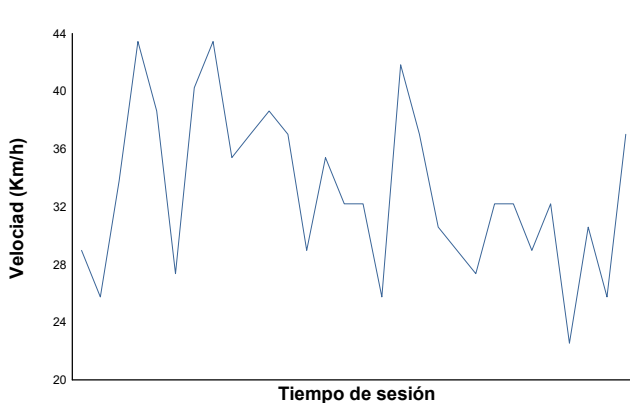
Humedad



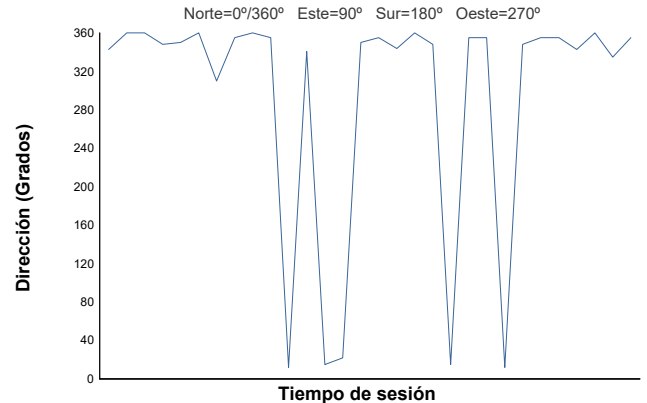
Presión



Velocidad del viento



Dirección del viento



Estado de pista: **SECO**

