

CIRCUITO DE NAVARRA 3.933 m.

Supersport NG

ESBK - CTO. ESPAÑA DE VELOCIDAD

CARRERA RESTART (5 Vlt., 19,7 km.)

Clasificación

Nº Piloto	Nac	Equipo	Moto	Neum.CI.	Vlts.	Tiempo Total	Dif.	Km/h	Mejor Vuelta					
									Vlt.	Tiempo Km/h				
1	83	JUAN RODRIGUEZ	ESP	I+ DENT RACING TEAM		SSNG	5	9:48.004	-	120.4	4	1:55.747	122.3	
2	4	ERIC FERNANDEZ	ESP	TEAM SPEED RACING	Pirelli	SSNG	5	9:49.623	+1.619	120.1	5	1:54.961	123.2	
3	25	ANDY VERDOIA	FRA	ARCO YAMAHA MOTOR UNIVERSITY TEAM	YAMAHA	Pirelli	SSNG	5	9:50.713	+2.709	119.8	5	1:55.257	122.8
4	57	DANIEL MUÑOZ	ESP	SP57 RACING TEAM	YAMAHA	Dunlop	SSNG	5	9:54.866	+6.862	119.0	4	1:56.843	121.2
5	54	JESUS RIOS	ESP	MRE TALENT		STCK60C	5	10:07.493	+19.489	116.5	4	1:58.492	119.5	
6	16	ALVARO FUERTES	ESP	FUERTES TEAM	YAMAHA	Dunlop	STCK60C	5	10:14.264	+26.260	115.3	3	1:59.037	118.9
7	43	SIMON JESPERSEN	DNK	YAMAHA TEAM SCANDINAVIA	YAMAHA	SSNG	5	10:14.296	+26.292	115.2	3	1:56.950	121.1	
8	37	MAURO GONZALEZ	ESP	TEAM SPEED RACING		Pirelli	SSNG	5	10:16.668	+28.664	114.8	4	2:00.713	117.3
9	7	MANUEL ROCCA	ITA	ZIVI MOTOR CORSE	YAMAHA	Pirelli	STCK60C	5	10:35.694	+47.690	111.4	5	2:00.952	117.1
10	52	GUILLEM ERILL	ESP	DEZA-BOX 77 RACING TEAM	KAWASAKI	Pirelli	SSNG	5	10:37.466	+49.462	111.1	5	2:03.771	114.4
11	17	RUBEN ROMERO	ESP	ILUSION RACING	YAMAHA	STCK60C	5	10:40.666	+52.662	110.5	5	2:04.527	113.7	
12	67	CARLOS VALLE	ESP	GV RACING		Pirelli	SSNG	5	10:43.204	+55.200	110.1	4	2:05.083	113.2
13	27	BENEDETTO RASA	ITA	YAMAHA GV STRATOS	YAMAHA	Pirelli	STCK60C	5	10:47.223	+59.219	109.4	4	2:05.535	112.8
14	26	FRANCISCO JAVIER RUIZ	ESP	MDR COMPETICION	YAMAHA	STCK60C	5	11:27.837	+1:39.833	102.9	4	2:07.932	110.7	
Retirados														
53	CHARLY MALTERRE	FRA	ILUSION RACING	YAMAHA	Dunlop	STCK60C	4	8:34.456			4	2:04.616	113.6	
9	JAVIER DEL OLMO	ESP	KAWASAKI PALMETO PL RACING	KAWASAKI	Dunlop	STCK60C	4	9:37.482			2	2:04.165	114.0	
18	CESAR PARRILLA	ESP	FAUSS RACING - FAMILY CASH	YAMAHA	Dunlop	STCK60C	1	2:54.141						


Pole:	SIMON JESPERSEN		
Vuelta rápida:	Vlt.5	ERIC FERNANDEZ	1:54.961
			123.2 Km/h

Hora de publicación:

Estado de pista: **MOJADO**

Race Director: Maximo Guerrero	Timekeeper: Juan Carlos Jodra
--	---





Supersport NG

ESBK - CTO. ESPAÑA DE VELOCIDAD

CARRERA RESTART (5 Vits., 19,7 km.)


Clasificación por Clase

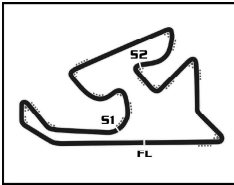
NºPiloto	Nac	Equipo	Moto	Vlts.	Tiempo Total	Dif. Km/h	Mejor Vuelta				
							Vlt.	Tiempo Km/h			
SSNG											
1	83	JUAN RODRIGUEZ	ESP	I+ DENT RACING TEAM	5	9:48.004	120.4	4	1:55.747	122.3	
2	4	ERIC FERNANDEZ	ESP	TEAM SPEED RACING	5	9:49.623	+1.619 120.1	5	1:54.961	123.2	
3	25	ANDY VERDOIA	FRA	ARCO YAMAHA MOTOR UNIVERSITY TEAM	YAMAHA	5	9:50.713	+2.709 119.8	5	1:55.257	122.8
4	57	DANIEL MUÑOZ	ESP	SP57 RACING TEAM	YAMAHA	5	9:54.866	+6.862 119.0	4	1:56.843	121.2
5	43	SIMON JESPERSEN	DNK	YAMAHA TEAM SCANDINAVIA	YAMAHA	5	10:14.296	+26.292 115.2	3	1:56.950	121.1
6	37	MAURO GONZALEZ	ESP	TEAM SPEED RACING	5	10:16.668	+28.664 114.8	4	2:00.713	117.3	
7	52	GUILLEM ERILL	ESP	DEZA-BOX 77 RACING TEAM	KAWASAKI	5	10:37.466	+49.462 111.1	5	2:03.771	114.4
8	67	CARLOS VALLE	ESP	GV RACING	5	10:43.204	+55.200 110.1	4	2:05.083	113.2	
STCK600											
1	54	JESUS RIOS	ESP	MRE TALENT	5	10:07.493	116.5	4	1:58.492	119.5	
2	16	ALVARO FUERTES	ESP	FUERTES TEAM	YAMAHA	5	10:14.264	+6.771 115.3	3	1:59.037	118.9
3	7	MANUEL ROCCA	ITA	ZIVI MOTOR CORSE	YAMAHA	5	10:35.694	+28.201 111.4	5	2:00.952	117.1
4	17	RUBEN ROMERO	ESP	ILUSION RACING	YAMAHA	5	10:40.666	+33.173 110.5	5	2:04.527	113.7
5	27	BENEDETTO RASA	ITA	YAMAHA GV STRATOS	YAMAHA	5	10:47.223	+39.730 109.4	4	2:05.535	112.8
6	26	FRANCISCO JAVIER RUIZ	ESP	MDR COMPETICION	YAMAHA	5	11:27.837	+1'20.344 102.9	4	2:07.932	110.7
Retirados											
53	CHARLY MALTERRE	FRA	ILUSION RACING	YAMAHA	4	8:34.456	1 Vlt.	4	2:04.616	113.6	
9	JAVIER DEL OLMO	ESP	KAWASAKI PALMETO PL RACING	KAWASAKI	4	9:37.482	1 Vlt.	2	2:04.165	114.0	
18	CESAR PARRILLA	ESP	FAU55 RACING - FAMILY CASH	YAMAHA	1	2:54.141	4 Vits.				

Hora de publicación:

Estado de pista: **MOJADO**

Race Director: Maximo Guerrero	Timekeeper: Juan Carlos Jodra
--	---




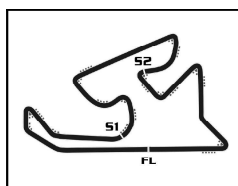


Supersport NG
ESBK - CTO. ESPAÑA DE VELOCIDAD
CARRERA RESTART

Planing

Nº	Pos	Parrilla	Vit.					
			1	2	3	4	5	
43	1	43	4	83	83	83	83	83
4	2	4	83	25	25	4	4	4
57	3	57	25	4	4	25	25	25
83	4	83	57	57	57	57	57	57
25	5	25	54	54	54	54	54	54
16	6	16	16	16	16	16	16	16
37	7	37	37	37	37	37	43	43
54	8	54	9	9	43	43	37	37
9	9	9	52	43	9	52	7	7
18	10	18	53	52	52	53	52	52
7	11	7	67	53	53	7	17	17
67	12	67	17	67	67	67	67	67
17	13	17	27	17	17	17	27	27
52	14	52	43	27	7	27	26	26
26	15	26	7	7	27	26	26	26
27	16	27	26	26	26	9	9	9
53	17	53	18	18	18	18	18	18





CIRCUITO DE NAVARRA 3.933 m.

Supersport NG

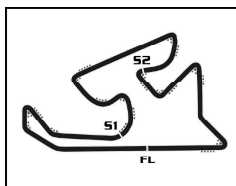
ESBK - CTO. ESPAÑA DE VELOCIDAD

CARRERA RESTART

Mejores tiempos de sector

Sector 1			Sector 2		Sector 3				Vuelta Ideal	Mejor Vuelta
Pos	Nº Piloto	Tiempo	Nº Piloto	Tiempo	Nº Piloto	Tiempo	Pos	Nº Piloto		
1	57 D.MUÑOZ	30.525	25 A.VERDOIA	42.988	4 E.FERNANDEZ	41.146	1	4 E.FERNANDEZ	1:54.888	1:54.961 (1)
2	4 E.FERNANDEZ	30.542	4 E.FERNANDEZ	43.200	25 A.VERDOIA	41.440	2	25 A.VERDOIA	1:55.257	1:55.257 (2)
3	83 J.RODRIGUEZ	30.605	83 J.RODRIGUEZ	43.521	83 J.RODRIGUEZ	41.465	3	83 J.RODRIGUEZ	1:55.591	1:55.747 (3)
4	25 A.VERDOIA	30.829	57 D.MUÑOZ	43.823	43 S.JESPERSEN	41.574	4	57 D.MUÑOZ	1:56.520	1:56.843 (4)
5	54 J.RIOS	31.157	43 S.JESPERSEN	43.875	57 D.MUÑOZ	42.172	5	43 S.JESPERSEN	1:56.694	1:56.950 (5)
6	43 S.JESPERSEN	31.245	54 J.RIOS	44.163	37 M.GONZALEZ	42.630	6	54 J.RIOS	1:58.489	1:58.492 (6)
7	16 A.FUERTES	31.688	16 A.FUERTES	44.542	16 A.FUERTES	42.807	7	16 A.FUERTES	1:59.037	1:59.037 (7)
8	7 M.ROCCA	32.405	7 M.ROCCA	45.062	7 M.ROCCA	43.166	8	37 M.GONZALEZ	2:00.615	2:00.713 (8)
9	37 M.GONZALEZ	32.724	37 M.GONZALEZ	45.261	54 J.RIOS	43.169	9	7 M.ROCCA	2:00.633	2:00.952 (9)
10	67 C.VALLE	32.861	52 G.ERILL	46.423	17 R.ROMERO	43.980	10	52 G.ERILL	2:03.655	2:03.771 (10)
11	17 R.ROMERO	32.872	9 J.DEL OLMO	46.455	52 G.ERILL	44.297	11	9 J.DEL OLMO	2:04.165	2:04.165 (11)
12	52 G.ERILL	32.935	53 C.MALTERRE	46.678	67 C.VALLE	44.402	12	17 R.ROMERO	2:04.287	2:04.527 (12)
13	53 C.MALTERRE	33.103	27 B.RASA	47.290	9 J.DEL OLMO	44.411	13	53 C.MALTERRE	2:04.402	2:04.616 (13)
14	9 J.DEL OLMO	33.299	67 C.VALLE	47.314	27 B.RASA	44.577	14	67 C.VALLE	2:04.577	2:05.083 (14)
15	27 B.RASA	33.445	17 R.ROMERO	47.435	53 C.MALTERRE	44.621	15	27 B.RASA	2:05.312	2:05.535 (15)
16	26 F.RUIZ	34.279	26 F.RUIZ	47.546	26 F.RUIZ	45.532	16	26 F.RUIZ	2:07.357	2:07.932 (16)
17	18 C.PARRILLA	37.377	18 C.PARRILLA	50.784	18 C.PARRILLA	51.942	17	18 C.PARRILLA	2:20.103	





CIRCUITO DE NAVARRA 3.933 m.

Supersport NG


ESBK - CTO. ESPAÑA DE VELOCIDAD

Después de CARRERA RESTART

Velocidad máxima del evento

Nº Piloto	Equipo	Moto	Clase	V.Max	Vit.	Sesión
76 JULIAN GIRAL	LA SCUDERIA- DUCATI CORSE		SSNG	264.7	8	CARRERA 1
37 MAURO GONZALEZ	TEAM SPEED RACING		SSNG	262.1	11	ENT. CRONOMETRADO
19 JOAN DIAZ	I+DENT RACING TEAM		SSNG	260.9	9	CARRERA 1
4 ERIC FERNANDEZ	TEAM SPEED RACING		SSNG	260.9	5	WARM-UP
43 SIMON JESPERSEN	YAMAHA TEAM SCANDINAVIA	YAMAHA	SSNG	260.2	14	ENT. CRONOMETRADO
67 CARLOS VALLE	GV RACING		SSNG	259.6	3	ENT. CRONOMETRADO
21 DEMIS MIHAILA	MOTOXRACING TEAM	YAMAHA	SSNG	259.0	13	ENT. CRONOMETRADO
25 ANDY VERDOIA	ARCO YAMAHA MOTOR UNIVERSITY TEAM	YAMAHA	SSNG	259.0	10	CARRERA 1
26 FRANCISCO JAVIER RUIZ	MDR COMPETICION	YAMAHA	STCK600	259.0	2	CARRERA 1
92 NIL ROIG	MOTAP RACING TEAM	YAMAHA	SSNG	259.0	7	ENT. CRONOMETRADO
17 RUBEN ROMERO	ILUSION RACING	YAMAHA	STCK600	257.1	2	CARRERA 1
57 DANIEL MUÑOZ	SP57 RACING TEAM	YAMAHA	SSNG	257.1	8	CARRERA 1
83 JUAN RODRIGUEZ	I+ DENT RACING TEAM		SSNG	256.5	3	CARRERA 1
72 YERAY RUIZ	MDR COMPETICION	YAMAHA	SSNG	254.7	9	CARRERA 1
34 HARRY KHOURI	ANDOTRANS TEAM TORRENTÓ	YAMAHA	SSNG	254.1	17	CARRERA 1
8 ABDULLA NAEF AL-QUBAISI	ANDOTRANS TEAM TORRENTÓ	YAMAHA	SSNG	254.1	6	CARRERA 1
54 JESUS RIOS	MRE TALENT		STCK600	253.5	2	CARRERA 1
27 BENEDETTO RASA	YAMAHA GV STRATOS	YAMAHA	STCK600	252.9	4	ENT. CRONOMETRADO
52 GUILLEM ERILL	DEZA-BOX 77 RACING TEAM	KAWASAKI	SSNG	252.3	8	ENT. CRONOMETRADO
7 MANUEL ROCCA	ZIVI MOTOR CORSE	YAMAHA	STCK600	250.6	2	WARM-UP
18 CESAR PARRILLA	FAU55 RACING - FAMILY CASH	YAMAHA	STCK600	250.0	5	CARRERA 1
16 ALVARO FUERTES	FUERTES TEAM	YAMAHA	STCK600	248.8	2	WARM-UP
81 JOAN SANTOS	YAMAHA GV STRATOS	YAMAHA	STCK600	248.3	3	WARM-UP
22 BRETT ALEXANDER ROBERTS	EASYRACE TEAM	YAMAHA	SSNG	247.1	3	ENT. LIBRES 1
9 JAVIER DEL OLMO	KAWASAKI PALMETO PL RACING	KAWASAKI	STCK600	247.1	11	CARRERA 1
53 CHARLY MALTERRE	ILUSION RACING	YAMAHA	STCK600	245.5	12	ENT. LIBRES 2
93 LEUNGO KITLANO GAOREKWE	I+DENT RACING TEAM	YAMAHA	STCK600	244.9	5	CARRERA 1
90 JASSIM GHANIM AL THANI	VRC TEAM	YAMAHA	SSNG	243.8	3	ENT. CRONOMETRADO






Supersport NG


ESBK - CTO. ESPAÑA DE VELOCIDAD

CARRERA RESTART

Secuencia de líderes por Clase

Nº	Piloto	Equipo	Moto	Vuelta a	Vuelta Final	Vlts.	Total Vlts.
SSNG							
4	ERIC FERNANDEZ	TEAM SPEED RACING		1	1	1	1
83	JUAN RODRIGUEZ	I+ DENT RACING TEAM		2	5	4	4
STCK600							
54	JESUS RIOS	MRE TALENT		1	5	5	5




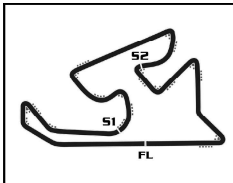


Supersport NG
ESBK - CTO. ESPAÑA DE VELOCIDAD
CARRERA RESTART

Secuencia de vueltas rápidas

T. Sesión	Nº Piloto	Equipo	Moto	Clase	Tiempo	Km/h	Vlt.
4:00.359	83 JUAN RODRIGUEZ	I+ DENT RACING TEAM		SSNG	1:55.930	122.1	2
5:59.083	4 ERIC FERNANDEZ	TEAM SPEED RACING		SSNG	1:55.425	122.7	3
9:49.623	4 ERIC FERNANDEZ	TEAM SPEED RACING		SSNG	1:54.961	123.2	5





CIRCUITO DE NAVARRA 3.933 m.

Supersport NG


ESBK - CTO. ESPAÑA DE VELOCIDAD


CARRERA RESTART

Tiempos por vuelta

Piloto Doblado

Nº	Tiempo	Dif.	Nº	Tiempo	Dif.	Nº	Tiempo	Dif.	Nº	Tiempo	Dif.	Nº	Tiempo	Dif.
Vlt. 1			Vlt. 4			Vlt. 5			Vlt. 2			Vlt. 3		
4	2:03.754	0.000	83	1:55.747		83	1:55.754		83	1:56.144		83	1:56.144	
83	2:04.429	0.675	4	1:55.579	2.412	4	1:54.961	1.619	25	1:56.044	2.309	25	1:56.044	2.309
25	2:05.410	1.656	25	1:56.644	3.206	25	1:55.257	2.709	4	1:55.425	2.580	4	1:55.425	2.580
57	2:06.013	2.259	57	1:56.843	5.628	57	1:56.988	6.862	57	1:57.323	4.532	57	1:57.323	4.532
54	2:08.166	4.412	54	1:58.492	14.182	54	2:01.061	19.489	54	1:59.392	11.437	54	1:59.392	11.437
16	2:08.528	4.774	16	2:01.264	17.626	16	2:04.388	26.260	16	1:59.037	12.109	16	1:59.037	12.109
37	2:09.841	6.087	37	2:00.713	23.055	43	1:58.252	26.292	37	2:02.669	18.089	37	2:02.669	18.089
9	2:11.719	7.965	43	1:57.272	23.794	37	2:01.363	28.664	43	1:56.950	22.269	43	1:56.950	22.269
52	2:16.888	13.134	52	2:04.690	41.445	7	2:00.952	47.690	9	2:05.195	24.576	9	2:05.195	24.576
53	2:17.898	14.144	53	2:04.616	42.206	52	2:03.771	49.462	52	2:04.902	32.502	52	2:04.902	32.502
67	2:18.086	14.332	7	2:02.253	42.492	17	2:04.527	52.662	53	2:04.972	33.337	53	2:04.972	33.337
17	2:18.593	14.839	67	2:05.083	43.554	17	2:07.400	55.200	67	2:05.577	34.218	67	2:05.577	34.218
27	2:20.183	16.429	17	2:04.673	43.889	27	2:05.707	59.219	17	2:05.271	34.963	17	2:05.271	34.963
43	2:23.438	19.684	27	2:05.535	49.266	26	2:08.103	1:39.833	7	2:02.705	35.986	7	2:02.705	35.986
7	2:25.337	21.583	26	2:07.932	1:27.484				27	2:06.953	39.478	27	2:06.953	39.478
26	2:50.818	47.064	9	3:16.403	1:45.232				26	2:09.566	1:15.299	26	2:09.566	1:15.299
18	2:54.141	50.387												





Supersport NG


ESBK - CTO. ESPAÑA DE VELOCIDAD

CARRERA RESTART

Análisis de sectores lentos

■ Mejor Personal ■ Mejor de la sesión ■ B Cruzando por el pit lane

Vlt.	Tiempo	Sector 1	Sector 2	Sector 3	Km/h	T. Sesión	Vlt.	Tiempo	Sector 1	Sector 2	Sector 3	Km/h	T. Sesión	
4	ERIC FERNANDEZ	ESP						3	2:09.566	34.756	48.466	46.344	109.3	7:11.802
	TEAM SPEED RACING							4	2:07.932	34.279	48.121	45.532	110.7	9:19.734
	1	2:03.754	37.178	44.636	41.940	114.4	2:03.754							
	2	1:59.904	31.050	47.073	41.781	118.1	4:03.658							
	3	1:55.425	30.679	43.600	41.146	122.7	5:59.083							
	4	1:55.579	30.633	43.573	41.373	122.5	7:54.662							
	5	1:54.961	30.542	43.200	41.219	123.2	9:49.623							
7	MANUEL ROCCA	ITA						3	2:09.566	34.756	48.466	46.344	109.3	7:11.802
	ZIVI MOTOR CORSE	YAMAHA						4	2:07.932	34.279	48.121	45.532	110.7	9:19.734
	1	2:25.337	39.742	58.827	46.768	97.4	2:25.337							
	2	2:04.447	33.058	46.851	44.538	113.8	4:29.784							
	3	2:02.705	32.892	45.870	43.943	115.4	6:32.489							
	4	2:02.253	32.405	46.102	43.746	115.8	8:34.742							
	5	2:00.952	32.724	45.062	43.166	117.1	10:35.694							
9	JAVIER DEL OLMO	ESP						3	2:09.566	34.756	48.466	46.344	109.3	7:11.802
	KAWASAKI PALMETO PL RACING	KAWASAKI						4	2:07.932	34.279	48.121	45.532	110.7	9:19.734
	1	2:11.719	39.492	47.350	44.877	107.5	2:11.719							
	2	2:04.165	33.299	46.455	44.411	114.0	4:15.884							
	3	2:05.195	33.574	46.859	44.762	113.1	6:21.079							
	4	3:16.403	33.630	1:50.975	51.798	72.1	9:37.482							
16	ALVARO FUERTES	ESP						3	2:09.566	34.756	48.466	46.344	109.3	7:11.802
	FUERTES TEAM	YAMAHA						4	2:07.932	34.279	48.121	45.532	110.7	9:19.734
	1	2:08.528	38.630	45.894	44.004	110.2	2:08.528							
	2	2:01.047	32.710	45.234	43.103	117.0	4:09.575							
	3	1:59.037	31.688	44.542	42.807	118.9	6:08.612							
	4	2:01.264	32.056	45.376	43.832	116.8	8:09.876							
	5	2:04.388	32.896	46.494	44.998	113.8	10:14.264							
17	RUBEN ROMERO	ESP						3	2:09.566	34.756	48.466	46.344	109.3	7:11.802
	ILUSION RACING	YAMAHA						4	2:07.932	34.279	48.121	45.532	110.7	9:19.734
	1	2:18.593	41.134	49.872	47.587	102.2	2:18.593							
	2	2:07.602	33.900	48.638	45.064	111.0	4:26.195							
	3	2:05.271	33.232	47.657	44.382	113.0	6:31.466							
	4	2:04.673	33.216	47.477	43.980	113.6	8:36.139							
	5	2:04.527	32.872	47.435	44.220	113.7	10:40.666							
18	CESAR PARRILLA	ESP						3	2:09.566	34.756	48.466	46.344	109.3	7:11.802
	FAU55 RACING - FAMILY CASH	YAMAHA						4	2:07.932	34.279	48.121	45.532	110.7	9:19.734
	1	2:54.141	40.031	1:22.168	51.942	81.3	2:54.141							
25	ANDY VERDOIA	FRA						3	2:09.566	34.756	48.466	46.344	109.3	7:11.802
	ARCO YAMAHA MOTOR UNIVERSIT	YAMAHA						4	2:07.932	34.279	48.121	45.532	110.7	9:19.734
	1	2:05.410	37.977	44.718	42.715	112.9	2:05.410							
	2	1:57.358	31.391	43.887	42.080	120.6	4:02.768							
	3	1:56.044	30.952	43.398	41.694	122.0	5:58.812							
	4	1:56.644	31.032	43.950	41.662	121.4	7:55.456							
	5	1:55.257	30.829	42.988	41.440	122.8	9:50.713							
26	FRANCISCO JAVIER RUIZ	ESP						3	2:09.566	34.756	48.466	46.344	109.3	7:11.802
	MDR COMPETICION	YAMAHA						4	2:07.932	34.279	48.121	45.532	110.7	9:19.734
	1	2:50.818	40.220	49.302	1:21.296	82.9	2:50.818							
	2	2:11.418	35.215	48.846	47.357	107.7	5:02.236							
27	BENEDETTO RASA	ITA						3	2:09.566	34.756	48.466	46.344	109.3	7:11.802
	YAMAHA GV STRATOS	YAMAHA						4	2:07.932	34.279	48.121	45.532	110.7	9:19.734
	1	2:20.183	42.771	50.588	46.824	101.0	2:20.183							
	2	2:08.845	34.779	48.320	45.746	109.9	4:29.028							
	3	2:06.953	34.240	47.469	45.244	111.5	6:35.981							
	4	2:05.535	33.445	47.290	44.800	112.8	8:41.516							
	5	2:05.707	33.574	47.556	44.577	112.6	10:47.223							
37	MAURO GONZALEZ	ESP						3	2:09.566	34.756	48.466	46.344	109.3	7:11.802
	TEAM SPEED RACING							4	2:07.932	34.279	48.121	45.532	110.7	9:19.734
	1	2:09.841	39.175	46.908	43.758	109.0	2:09.841							
	2	2:02.082	32.761	46.126	43.195	116.0	4:11.923							
	3	2:02.669	33.234	46.173	43.262	115.4	6:14.592							
	4	2:00.713	32.822	45.261	42.630	117.3	8:15.305							
	5	2:01.363	32.724	45.809	42.830	116.7	10:16.668							
43	SIMON JESPERSEN	DNK						3	2:09.566	34.756	48.466	46.344	109.3	7:11.802
	YAMAHA TEAM SCANDINAVIA	YAMAHA						4	2:07.932	34.279	48.121	45.532	110.7	9:19.734
	1	2:23.438	36.867	1:03.978	42.593	98.7	2:23.438							
	2	1:58.384	31.576	44.339	42.469	119.6	4:21.822							
	3	1:56.950	31.245	43.875	41.830	121.1	6:18.772							
	4	1:57.272	31.608	44.002	41.662	120.7	8:16.044							
	5	1:58.252	32.108	44.570	41.574	119.7	10:14.296							
52	GUILLEM ERILL	ESP						3	2:09.566	34.756	48.466	46.344	109.3	7:11.802
	DEZA-BOX 77 RACING TEAM	KAWASAKI						4	2:07.932	34.279	48.121	45.532	110.7	9:19.734
	1	2:16.888	40.753	49.740	46.395	103.4	2:16.888							
	2	2:07.215	34.492	47.210	45.513	111.3	4:24.103							
	3	2:04.902	33.151	46.911	44.840	113.4	6:29.005							
	4	2:04.690	32.935	46.887	44.868	113.6	8:33.695							
	5	2:03.771	33.051	46.423	44.297	114.4	10:37.466							
53	CHARLY MALTERRE	FRA						3	2:09.566	34.756	48.466	46.344	109.3	7:11.802
	ILUSION RACING	YAMAHA						4	2:07.932	34.279	48.121	45.532	110.7	9:19.734
	1	2:17.898	42.084	49.548	46.266	102.7	2:17.898							
	2	2:06.970	34.206	47.393	45.371	111.5	4:24.868							
	3	2:04.972	33.643	46.708	44.621	113.3	6:29.840							
	4	2:04.616	33.103	46.678	44.835	113.6	8:34.456							
54	JESUS RIOS	ESP						3	2:09.566	34.756	48.466	46.344	109.3	7:11.802
	MRE TALENT							4	2:07.932	34.279	48.121	45.532	110.7	9:19.734
	1	2:08.166	38.511	45.532	44.123	110.5	2:08.166							
	2	2:00.382	31.965	44.941	43.476	117.6	4:08.548							
	3	1:59.392	31.649	44.574	43.169	118.6	6:07.940							
	4	1:58.492	31.157	44.163	43.172	119.5	8:06.432							
	5	2:01.061	31.533	44.706	44.822	117.0	10:07.493							
57	DANIEL MUÑOZ	ESP						3	2:09.566	34.756	48.466	46.344	109.3	7:11.802
</														



Supersport NG

ESBK - CTO. ESPAÑA DE VELOCIDAD

CARRERA RESTART

Análisis de sectores lentos

■ Mejor Personal ■ Mejor de la sesión B Cruzando por el pit lane


Vlt.	Tiempo	Sector 1	Sector 2	Sector 3	Km/h	T. Sesión	Vlt.	Tiempo	Sector 1	Sector 2	Sector 3	Km/h	T. Sesión
4	1:56.843	30.848	43.823	42.172	121.2	7:57.878							
5	1:56.988	30.525	43.983	42.480	121.0	9:54.866							


67	CARLOS VALLE	ESP
	GV RACING	

1	2:18.086	41.611	50.394	46.081	102.5	2:18.086
2	2:07.058	34.203	47.932	44.923	111.4	4:25.144
3	2:05.577	33.703	47.314	44.560	112.7	6:30.721
4	2:05.083	32.861	47.820	44.402	113.2	8:35.804
5	2:07.400	32.886	48.480	46.034	111.1	10:43.204

83	JUAN RODRIGUEZ	ESP
	I+ DENT RACING TEAM	

1	2:04.429	37.316	44.820	42.293	113.8	2:04.429
2	1:55.930	30.920	43.545	41.465	122.1	4:00.359
3	1:56.144	30.676	43.761	41.707	121.9	5:56.503
4	1:55.747	30.605	43.521	41.621	122.3	7:52.250
5	1:55.754	30.674	43.561	41.519	122.3	9:48.004






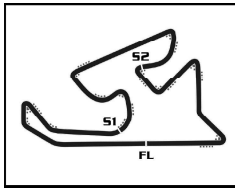
Supersport NG ESBK - CTO. ESPAÑA DE VELOCIDAD CARRERA RESTART

Análisis de sectores lentos

■ Mejor Personal ■ Mejor de la sesión ■ Cruzando por el pit lane

Vlt.	Tiempo	Sector 1	Sector 2	Sector 3	Km/h	T. Sesión	Vlt.	Tiempo	Sector 1	Sector 2	Sector 3	Km/h	T. Sesión
4	ERIC FERNANDEZ					ESP	3	2:09.566	34.756	48.466	46.344	109.3	7:11.802
	TEAM SPEED RACING						4	2:07.932	34.279	48.121	45.532	110.7	9:19.734
							5	2:08.103	34.520	47.546	46.037	110.5	11:27.837
1	2:03.754	37.178	44.636	41.940	114.4	2:03.754							
2	1:59.904	31.050	47.073	41.781	118.1	4:03.658							
3	1:55.425	30.679	43.600	41.146	122.7	5:59.083							
4	1:55.579	30.633	43.573	41.373	122.5	7:54.662							
5	1:54.961	30.542	43.200	41.219	123.2	9:49.623							
7	MANUEL ROCCA					ITA							
	ZIVI MOTOR CORSE					YAMAHA							
1	2:25.337	39.742	58.827	46.768	97.4	2:25.337							
2	2:04.447	33.058	46.851	44.538	113.8	4:29.784							
3	2:02.705	32.892	45.870	43.943	115.4	6:32.489							
4	2:02.253	32.405	46.102	43.746	115.8	8:34.742							
5	2:00.952	32.724	45.062	43.166	117.1	10:35.694							
9	JAVIER DEL OLMO					ESP							
	KAWASAKI PALMETO PL RACING					KAWASAKI							
1	2:11.719	39.492	47.350	44.877	107.5	2:11.719							
2	2:04.165	33.299	46.455	44.411	114.0	4:15.884							
3	2:05.195	33.574	46.859	44.762	113.1	6:21.079							
4	3:16.403	33.630	1:50.975	51.798	72.1	9:37.482							
16	ALVARO FUERTES					ESP							
	FUERTES TEAM					YAMAHA							
1	2:08.528	38.630	45.894	44.004	110.2	2:08.528							
2	2:01.047	32.710	45.234	43.103	117.0	4:09.575							
3	1:59.037	31.688	44.542	42.807	118.9	6:08.612							
4	2:01.264	32.056	45.376	43.832	116.8	8:09.876							
5	2:04.388	32.896	46.494	44.998	113.8	10:14.264							
17	RUBEN ROMERO					ESP							
	ILUSION RACING					YAMAHA							
1	2:18.593	41.134	49.872	47.587	102.2	2:18.593							
2	2:07.602	33.900	48.638	45.064	111.0	4:26.195							
3	2:05.271	33.232	47.657	44.382	113.0	6:31.466							
4	2:04.673	33.216	47.477	43.980	113.6	8:36.139							
5	2:04.527	32.872	47.435	44.220	113.7	10:40.666							
18	CESAR PARRILLA					ESP							
	FAU55 RACING - FAMILY CASH					YAMAHA							
1	2:54.141	40.031	1:22.168	51.942	81.3	2:54.141							
25	ANDY VERDOIA					FRA							
	ARCO YAMAHA MOTOR UNIVERSIT					YAMAHA							
1	2:05.410	37.977	44.718	42.715	112.9	2:05.410							
2	1:57.358	31.391	43.887	42.080	120.6	4:02.768							
3	1:56.044	30.952	43.398	41.694	122.0	5:58.812							
4	1:56.644	31.032	43.950	41.662	121.4	7:55.456							
5	1:55.257	30.829	42.988	41.440	122.8	9:50.713							
26	FRANCISCO JAVIER RUIZ					ESP							
	MDR COMPETICION					YAMAHA							
1	2:50.818	40.220	49.302	1:21.296	82.9	2:50.818							
2	2:11.418	35.215	48.846	47.357	107.7	5:02.236							
27	BENEDETTO RASA					ITA							
	YAMAHA GV STRATOS					YAMAHA							
1	2:20.183	42.771	50.588	46.824	101.0	2:20.183							
2	2:08.845	34.779	48.320	45.746	109.9	4:29.028							
3	2:06.953	34.240	47.469	45.244	111.5	6:35.981							
4	2:05.535	33.445	47.290	44.800	112.8	8:41.516							
5	2:05.707	33.574	47.556	44.577	112.6	10:47.223							
37	MAURO GONZALEZ					ESP							
	TEAM SPEED RACING												
1	2:09.841	39.175	46.908	43.758	109.0	2:09.841							
2	2:02.082	32.761	46.126	43.195	116.0	4:11.923							
3	2:02.669	33.234	46.173	43.262	115.4	6:14.592							
4	2:00.713	32.822	45.261	42.630	117.3	8:15.305							
5	2:01.363	32.724	45.809	42.830	116.7	10:16.668							
43	SIMON JESPERSEN					DNK							
	YAMAHA TEAM SCANDINAVIA					YAMAHA							
1	2:23.438	36.867	1:03.978	42.593	98.7	2:23.438							
2	1:58.384	31.576	44.339	42.469	119.6	4:21.822							
3	1:56.950	31.245	43.875	41.830	121.1	6:18.772							
4	1:57.272	31.608	44.002	41.662	120.7	8:16.044							
5	1:58.252	32.108	44.570	41.574	119.7	10:14.296							
52	GUILLEM ERILL					ESP							
	DEZA-BOX 77 RACING TEAM					KAWASAKI							
1	2:16.888	40.753	49.740	46.395	103.4	2:16.888							
2	2:07.215	34.492	47.210	45.513	111.3	4:24.103							
3	2:04.902	33.151	46.911	44.840	113.4	6:29.005							
4	2:04.690	32.935	46.887	44.868	113.6	8:33.695							
5	2:03.771	33.051	46.423	44.297	114.4	10:37.466							
53	CHARLY MALTERRE					FRA							
	ILUSION RACING					YAMAHA							
1	2:17.898	42.084	49.548	46.266	102.7	2:17.898							
2	2:06.970	34.206	47.393	45.371	111.5	4:24.868							
3	2:04.972	33.643	46.708	44.621	113.3	6:29.840							
4	2:04.616	33.103	46.678	44.835	113.6	8:34.456							
54	JESUS RIOS					ESP							
	MRE TALENT												
1	2:08.166	38.511	45.532	44.123	110.5	2:08.166							
2	2:00.382	31.965	44.941	43.476	117.6	4:08.548							
3	1:59.392	31.649	44.574	43.169	118.6	6:07.940							
4	1:58.492	31.157	44.163	43.172	119.5	8:06.432							
5	2:01.061	31.533	44.706	44.822	117.0	10:07.493							
57	DANIEL MUÑOZ					ESP							
	SP57 RACING TEAM					YAMAHA							
1	2:06.013	38.094	45.140	42.779	112.4	2:06.013							
2	1:57.699	30.933	44.270	42.496	120.3	4:03.712							
3	1:57.323	31.109	44.003	42.211	120.7	6:01.035							





Supersport NG

ESBK - CTO. ESPAÑA DE VELOCIDAD

CARRERA RESTART

Análisis de sectores lentos

■ Mejor Personal
 ■ Mejor de la sesión
 B Cruzando por el pit lane

Vlt.	Tiempo	Sector 1	Sector 2	Sector 3	Km/h	T. Sesión	Vlt.	Tiempo	Sector 1	Sector 2	Sector 3	Km/h	T. Sesión
4	1:56.843	30.848	43.823	42.172	121.2	7:57.878							
5	1:56.988	30.525	43.983	42.480	121.0	9:54.866							
67 CARLOS VALLE ESP													
GV RACING													
1	2:18.086	41.611	50.394	46.081	102.5	2:18.086							
2	2:07.058	34.203	47.932	44.923	111.4	4:25.144							
3	2:05.577	33.703	47.314	44.560	112.7	6:30.721							
4	2:05.083	32.861	47.820	44.402	113.2	8:35.804							
5	2:07.400	32.886	48.480	46.034	111.1	10:43.204							
83 JUAN RODRIGUEZ ESP													
I+ DENT RACING TEAM													
1	2:04.429	37.316	44.820	42.293	113.8	2:04.429							
2	1:55.930	30.920	43.545	41.465	122.1	4:00.359							
3	1:56.144	30.676	43.761	41.707	121.9	5:56.503							
4	1:55.747	30.605	43.521	41.621	122.3	7:52.250							
5	1:55.754	30.674	43.561	41.519	122.3	9:48.004							



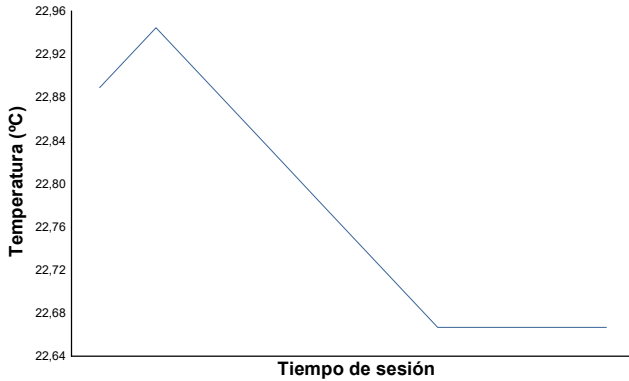


ESBK - CTO. ESPAÑA DE VELOCIDAD


Supersport NG
CARRERA RESTART

Informe meteorológico

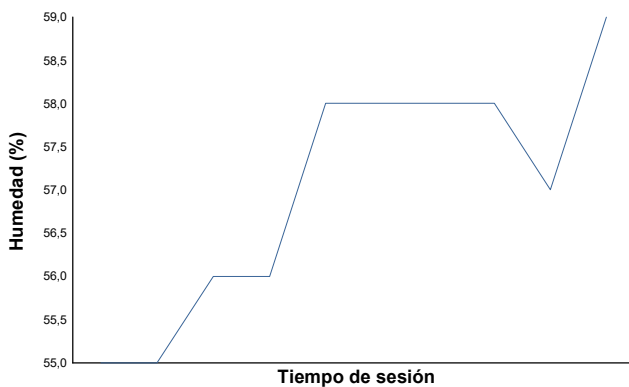
Temperatura del Aire



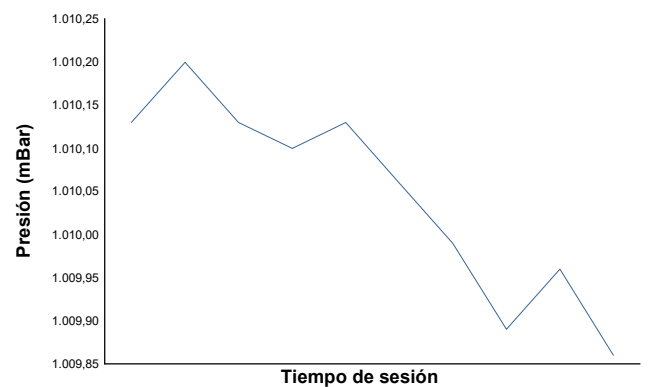
Temperatura de la Pista



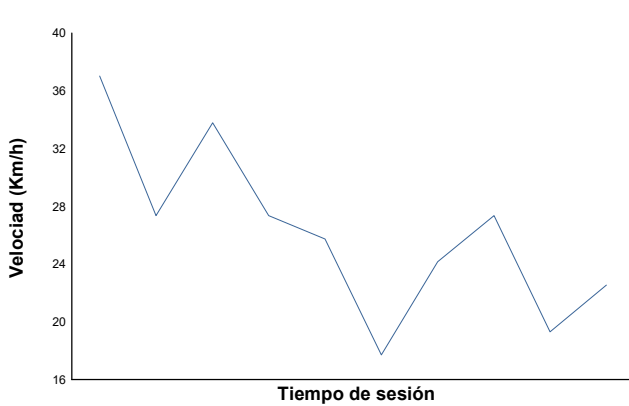
Humedad



Presión

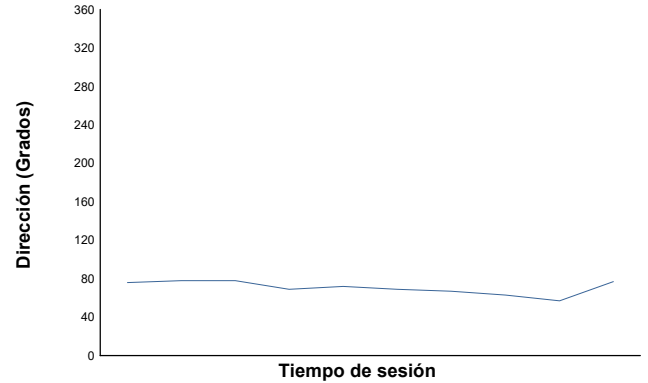


Velocidad del viento



Dirección del viento

Norte=0°/360° Este=90° Sur=180° Oeste=270°



Estado de pista: **MOJADO**

