



Supersport NG

ESBK - CTO. ESPAÑA DE VELOCIDAD

CARRERA 1 (17 Vlt., 66,9 km.)

Clasificación

Nº Piloto	Nac	Equipo	Moto	Neum. Cl.	Vlts.	Tiempo Total	Dif.	Km/h	Mejor Vuelta		
									Vlt.	Tiempo Km/h	
1	4	ERIC FERNANDEZ	ESP TEAM SPEED RACING	Pirelli SSNG	17	28:59.036	-	138.4	6	1:41.673	139.3
2	43	SIMON JESPERSEN	DNK YAMAHA TEAM SCANDINAVIA	YAMAHA SSNG	17	28:59.438	+0.402	138.4	17	1:41.441	139.6
3	25	ANDY VERDOIA	FRA ARCO YAMAHA MOTOR UNIVERSITY TEAM	YAMAHA Pirelli SSNG	17	29:01.886	+2.850	138.2	16	1:41.761	139.1
4	76	JULIAN GIRAL	ESP LA SCUDERIA- DUCATI CORSE	YAMAHA Pirelli SSNG	17	29:02.117	+3.081	138.2	7	1:41.542	139.4
5	37	MAURO GONZALEZ	ESP TEAM SPEED RACING	YAMAHA Pirelli SSNG	17	29:04.336	+5.300	138.0	14	1:41.792	139.1
6	57	DANIEL MUÑOZ	ESP SP57 RACING TEAM	YAMAHA Dunlop SSNG	17	29:11.296	+12.260	137.4	5	1:41.851	139.0
7	19	JOAN DIAZ	ESP I+DENT RACING TEAM	YAMAHA SSNG	17	29:13.683	+14.647	137.3	6	1:41.823	139.1
8	21	DEMIS MIHAILA	ITA MOTOXRACING TEAM	YAMAHA Pirelli SSNG	17	29:19.403	+20.367	136.8	3	1:42.267	138.4
9	83	JUAN RODRIGUEZ	ESP I+ DENT RACING TEAM	YAMAHA SSNG	17	29:28.295	+29.259	136.1	4	1:42.574	138.0
10	92	NIL ROIG	ESP MOTAP RACING TEAM	YAMAHA SSNG	17	29:29.211	+30.175	136.0	4	1:42.440	138.2
11	34	HARRY KHOURI	AUS ANDOTRANS TEAM TORRENTÓ	YAMAHA Dunlop SSNG	17	29:29.347	+30.311	136.0	5	1:43.017	137.4
12	16	ALVARO FUERTES	ESP FUERTES TEAM	YAMAHA Dunlop STCK60C	17	29:33.319	+34.283	135.7	2	1:42.859	137.7
13	8	ABDULLA NAIEF AL-QUBAISI	QAT ANDOTRANS TEAM TORRENTÓ	YAMAHA Dunlop SSNG	17	29:39.120	+40.084	135.3	12	1:43.412	136.9
14	18	CESAR PARRILLA	ESP FAU55 RACING - FAMILY CASH	YAMAHA Dunlop STCK60C	17	29:40.712	+41.676	135.2	12	1:43.603	136.7
15	17	RUBEN ROMERO	ESP ILUSION RACING	YAMAHA STCK60C	17	29:42.567	+43.531	135.0	4	1:43.609	136.7
16	26	FRANCISCO JAVIER RUIZ	ESP MDR COMPETICION	YAMAHA STCK60C	17	29:44.498	+45.462	134.9	9	1:44.094	136.0
17	54	JESUS RIOS	ESP MRE TALENT	YAMAHA STCK60C	17	29:57.251	+58.215	133.9	3	1:42.152	138.6
18	81	JOAN SANTOS	ESP YAMAHA GV STRATOS	YAMAHA Pirelli STCK60C	17	30:01.303	+1:02.267	133.6	3	1:44.205	135.9
19	9	JAVIER DEL OLMO	ESP KAWASAKI PALMETO PL RACING	KAWASAKI Dunlop STCK60C	17	30:04.395	+1:05.359	133.4	11	1:44.925	134.9
20	27	BENEDETTO RASA	ITA YAMAHA GV STRATOS	YAMAHA Pirelli STCK60C	16	29:09.515	1 Vlt.	129.5	2	1:47.886	131.2

Retirados

72	YERAY RUIZ	ESP	MDR COMPETICION	YAMAHA	Pirelli SSNG	12	20:57.503		6	1:42.758	137.8
93	LEUNGO KITLANO GAOREKWE	ZAF	I+DENT RACING TEAM	YAMAHA	STCK60C	12	21:51.683		4	1:44.406	135.6
7	MANUEL ROCCA	ITA	ZIVI MOTOR CORSE	YAMAHA	Pirelli STCK60C	2	7:35.161				
67	CARLOS VALLE	ESP	GV RACING	YAMAHA	Pirelli SSNG						
53	CHARLY MALTERRE	FRA	ILUSION RACING	YAMAHA	Dunlop STCK60C						
90	JASSIM GHANIM AL THANI	QAT	VRC TEAM	YAMAHA	SSNG						

No salidos

52	GUILLEM ERILL	ESP	DEZA-BOX 77 RACING TEAM	KAWASAKI	Pirelli SSNG						
----	---------------	-----	-------------------------	----------	--------------	--	--	--	--	--	--

Pole:	ANDY VERDOIA	1:40.690	140.6 Km/h
Vuelta rápida:	Vlt.17 SIMON JESPERSEN	1:41.441	139.6 Km/h

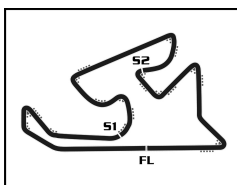
#81 Jump Start sancion de 2 X Long Lap

Hora de publicación:

Estado de pista: **SECO**

Race Director: Maximo Guerrero	Timekeeper: Juan Carlos Jodra
--	---





CIRCUITO DE NAVARRA 3.933 m.

Supersport NG

ESBK - CTO. ESPAÑA DE VELOCIDAD

CARRERA 1 (17 Vlt., 66,9 km.)

Clasificación por Clase

Nº Piloto	Nac	Equipo	Moto	Vlts.	Tiempo Total	Dif. Km/h	Mejor Vuelta					
							Vlt.	Tiempo Km/h				
SSNG												
1	4	ERIC FERNANDEZ	ESP	TEAM SPEED RACING	17	28:59.036	138.4	6	1:41.673	139.3		
2	43	SIMON JESPERSEN	DNK	YAMAHA TEAM SCANDINAVIA	YAMAHA	17	28:59.438	+0.402	138.4	17	1:41.441	139.6
3	25	ANDY VERDOIA	FRA	ARCO YAMAHA MOTOR UNIVERSITY TEAM	YAMAHA	17	29:01.886	+2.850	138.2	16	1:41.761	139.1
4	76	JULIAN GIRAL	ESP	LA SCUDERIA- DUCATI CORSE		17	29:02.117	+3.081	138.2	7	1:41.542	139.4
5	37	MAURO GONZALEZ	ESP	TEAM SPEED RACING		17	29:04.336	+5.300	138.0	14	1:41.792	139.1
6	57	DANIEL MUÑOZ	ESP	SP57 RACING TEAM	YAMAHA	17	29:11.296	+12.260	137.4	5	1:41.851	139.0
7	19	JOAN DIAZ	ESP	I+DENT RACING TEAM		17	29:13.683	+14.647	137.3	6	1:41.823	139.1
8	21	DEMIS MIHAILA	ITA	MOTOXRACING TEAM	YAMAHA	17	29:19.403	+20.367	136.8	3	1:42.267	138.4
9	83	JUAN RODRIGUEZ	ESP	I+ DENT RACING TEAM		17	29:28.295	+29.259	136.1	4	1:42.574	138.0
10	92	NIL ROIG	ESP	MOTAP RACING TEAM	YAMAHA	17	29:29.211	+30.175	136.0	4	1:42.440	138.2
11	34	HARRY KHOURI	AUS	ANDOTRANS TEAM TORRENTÓ	YAMAHA	17	29:29.347	+30.311	136.0	5	1:43.017	137.4
12	8	ABDULLA NAIFF AL-QUBAISI	QAT	ANDOTRANS TEAM TORRENTO	YAMAHA	17	29:39.120	+40.084	135.3	12	1:43.412	136.9
Retirados												
72	YERAY RUIZ	ESP	MDR COMPETICION	YAMAHA	12	20:57.503	5 Vlt.	6	1:42.758	137.8		
67	CARLOS VALLE	ESP	GV RACING				17 Vlt.					
90	JASSIM GHANIM AL THANI	QAT	VRC TEAM	YAMAHA			17 Vlt.					
No salidos												
52	GUILLEM ERILL	ESP	DEZA-BOX 77 RACING TEAM	KAWASAKI			17 Vlt.					
STCK600												
1	16	ALVARO FUERTES	ESP	FUERTES TEAM	YAMAHA	17	29:33.319	135.7	2	1:42.859	137.7	
2	18	CESAR PARRILLA	ESP	FAUSS RACING - FAMILY CASH	YAMAHA	17	29:40.712	+7.393	135.2	12	1:43.603	136.7
3	17	RUBEN ROMERO	ESP	ILUSION RACING	YAMAHA	17	29:42.567	+9.248	135.0	4	1:43.609	136.7
4	26	FRANCISCO JAVIER RUIZ	ESP	MDR COMPETICION	YAMAHA	17	29:44.498	+11.179	134.9	9	1:44.094	136.0
5	54	JESUS RIOS	ESP	MRE TALENT		17	29:57.251	+23.932	133.9	3	1:42.152	138.6
6	81	JOAN SANTOS	ESP	YAMAHA GV STRATOS	YAMAHA	17	30:01.303	+27.984	133.6	3	1:44.205	135.9
7	9	JAVIER DEL OLMO	ESP	KAWASAKI PALMETO PL RACING	KAWASAKI	17	30:04.395	+31.076	133.4	11	1:44.925	134.9
8	27	BENEDETTO RASA	ITA	YAMAHA GV STRATOS	YAMAHA	16	29:09.515	1 Vlt.	129.5	2	1:47.886	131.2
Retirados												
93	LEUNGO KITLANO GAOREKWE	ZAF	I+DENT RACING TEAM	YAMAHA	12	21:51.683	5 Vlt.	4	1:44.406	135.6		
7	MANUEL ROCCA	ITA	ZIVI MOTOR CORSE	YAMAHA	2	7:35.161	15 Vlt.					
53	CHARLY MALTERRE	FRA	ILUSION RACING	YAMAHA			17 Vlt.					

#81 Jump Start sancion de 2 X Long Lap

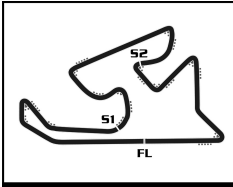
Hora de publicación:

Estado de pista: **SECO**

Race Director:
Maximo Guerrero

Timekeeper:
Juan Carlos Jodra






Supersport NG
ESBK - CTO. ESPAÑA DE VELOCIDAD
CARRERA 1

Planing

Nº	Pos	Parrilla	Vit.																	
			1	2	3	4	5	6	7	8	9	10	11	12	13	14	15	16	17	
25	1	25	4	4	4	4	4	4	4	4	4	76	4	4	4	4	4	4	4	
4	2	4	37	76	76	76	76	76	76	76	76	76	4	76	76	76	43	43	43	43
76	3	76	76	57	57	57	57	57	57	43	43	43	43	43	43	76	76	76	25	
43	4	43	57	37	25	25	43	43	57	57	57	57	25	25	25	25	25	25	25	76
21	5	21	25	25	37	43	25	25	25	25	25	25	25	37	37	37	37	37	37	37
19	6	19	21	43	43	37	37	37	37	37	37	37	37	57	57	57	57	57	57	57
57	7	57	54	54	54	21	21	21	21	21	19	19	19	19	19	19	19	19	19	19
37	8	37	43	21	21	92	92	19	19	19	21	21	21	21	21	21	21	21	21	21
83	9	83	16	16	16	19	19	92	92	92	92	92	92	92	92	92	92	92	92	83
54	10	54	34	34	92	16	16	83	83	83	83	83	83	83	83	83	83	83	83	92
67	11	67	92	92	19	83	83	16	16	16	16	34	34	34	34	34	34	34	34	34
34	12	34	19	19	83	34	34	34	34	34	16	16	16	16	16	16	16	16	16	16
92	13	92	83	83	34	17	17	17	8	8	8	8	72	72	8	8	8	8	8	8
72	14	72	17	17	17	8	8	8	18	18	18	18	18	18	18	18	18	18	18	18
16	15	16	8	8	8	18	18	18	17	17	17	72	8	8	17	17	17	17	17	17
17	16	17	18	18	18	26	26	26	26	72	72	17	17	17	26	26	26	26	26	26
18	17	18	26	26	26	81	93	72	72	72	26	26	26	26	54	54	54	54	54	54
8	18	8	81	81	81	93	72	93	93	93	93	93	93	54	81	81	81	81	81	81
7	19	7	93	93	93	72	81	9	9	9	81	54	54	81	9	9	9	9	9	9
26	20	26	9	9	72	9	9	81	81	81	81	81	81	9	27	27	27	27	27	27
81	21	81	27	72	9	27	54	54	54	54	54	54	9	9	27					
52	22	52	72	27	27	54	27	27	27	27	27	27	27	93						
93	23	93	7	7																
9	24	9																		
27	25	27																		
53	26	53																		
90	27	90																		



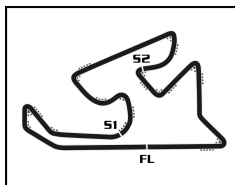


Supersport NG
ESBK - CTO. ESPAÑA DE VELOCIDAD
CARRERA 1

Mejores tiempos de sector

Sector 1			Sector 2		Sector 3				Vuelta Ideal	Mejor Vuelta
Pos	Nº Piloto	Tiempo	Nº Piloto	Tiempo	Nº Piloto	Tiempo	Pos	Nº Piloto		
1	76 J.GIRAL	26.869	76 J.GIRAL	37.670	43 S.JESPERSEN	36.598	1	43 S.JESPERSEN	1:41.254	1:41.441 (1)
2	37 M.GONZALEZ	26.890	25 A.VERDOIA	37.681	4 E.FERNANDEZ	36.611	2	76 J.GIRAL	1:41.364	1:41.542 (2)
3	57 D.MUÑOZ	26.923	43 S.JESPERSEN	37.700	37 M.GONZALEZ	36.717	3	4 E.FERNANDEZ	1:41.415	1:41.673 (3)
4	43 S.JESPERSEN	26.956	4 E.FERNANDEZ	37.797	25 A.VERDOIA	36.740	4	37 M.GONZALEZ	1:41.456	1:41.792 (5)
5	4 E.FERNANDEZ	27.007	19 J.DIAZ	37.828	76 J.GIRAL	36.825	5	25 A.VERDOIA	1:41.495	1:41.761 (4)
6	25 A.VERDOIA	27.074	37 M.GONZALEZ	37.849	19 J.DIAZ	36.847	6	57 D.MUÑOZ	1:41.728	1:41.851 (7)
7	21 D.MIHAILA	27.079	57 D.MUÑOZ	37.938	57 D.MUÑOZ	36.867	7	19 J.DIAZ	1:41.758	1:41.823 (6)
8	19 J.DIAZ	27.083	54 J.RIOS	37.975	54 J.RIOS	36.907	8	54 J.RIOS	1:42.107	1:42.152 (8)
9	16 A.FUERTES	27.157	92 N.ROIG	38.008	21 D.MIHAILA	37.046	9	21 D.MIHAILA	1:42.146	1:42.267 (9)
10	92 N.ROIG	27.206	21 D.MIHAILA	38.021	92 N.ROIG	37.051	10	92 N.ROIG	1:42.265	1:42.440 (10)
11	34 H.KHOURI	27.207	72 Y.RUIZ	38.138	72 Y.RUIZ	37.114	11	83 J.RODRIGUEZ	1:42.574	1:42.574 (11)
12	54 J.RIOS	27.225	83 J.RODRIGUEZ	38.140	83 J.RODRIGUEZ	37.164	12	72 Y.RUIZ	1:42.641	1:42.758 (12)
13	83 J.RODRIGUEZ	27.270	16 A.FUERTES	38.194	17 R.ROMERO	37.178	13	16 A.FUERTES	1:42.696	1:42.859 (13)
14	72 Y.RUIZ	27.389	18 C.PARRILLA	38.198	8 A.AL-QUBAISI	37.257	14	34 H.KHOURI	1:42.854	1:43.017 (14)
15	18 C.PARRILLA	27.456	34 H.KHOURI	38.260	16 A.FUERTES	37.345	15	8 A.AL-QUBAISI	1:43.119	1:43.412 (15)
16	8 A.AL-QUBAISI	27.464	8 A.AL-QUBAISI	38.398	34 H.KHOURI	37.387	16	18 C.PARRILLA	1:43.167	1:43.603 (16)
17	17 R.ROMERO	27.679	26 F.RUIZ	38.500	18 C.PARRILLA	37.513	17	17 R.ROMERO	1:43.397	1:43.609 (17)
18	26 F.RUIZ	27.706	81 J.SANTOS	38.518	81 J.SANTOS	37.643	18	26 F.RUIZ	1:43.854	1:44.094 (18)
19	93 L.GAOREKWE	27.717	17 R.ROMERO	38.540	26 F.RUIZ	37.648	19	81 J.SANTOS	1:44.117	1:44.205 (19)
20	9 J.DEL OLMO	27.869	93 L.GAOREKWE	38.636	93 L.GAOREKWE	37.934	20	93 L.GAOREKWE	1:44.287	1:44.406 (20)
21	81 J.SANTOS	27.956	9 J.DEL OLMO	38.951	9 J.DEL OLMO	37.946	21	9 J.DEL OLMO	1:44.766	1:44.925 (21)
22	27 B.RASA	28.624	7 M.ROCCA	39.986	27 B.RASA	38.856	22	27 B.RASA	1:47.480	1:47.886 (22)
23	7 M.ROCCA	30.711	27 B.RASA	40.000	7 M.ROCCA	45.740	23	7 M.ROCCA	1:56.437	





CIRCUITO DE NAVARRA 3.933 m.

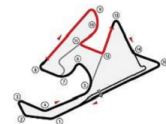
Supersport NG


ESBK - CTO. ESPAÑA DE VELOCIDAD

Después de CARRERA 1

Velocidad máxima del evento

Nº Piloto	Equipo	Moto	Clase	V.Max	Vit.	Sesión
76 JULIAN GIRAL	LA SCUDERIA- DUCATI CORSE		SSNG	264.7	8	CARRERA 1
37 MAURO GONZALEZ	TEAM SPEED RACING		SSNG	262.1	11	ENT. CRONOMETRADO
19 JOAN DIAZ	I+DENT RACING TEAM		SSNG	260.9	9	CARRERA 1
43 SIMON JESPERSEN	YAMAHA TEAM SCANDINAVIA	YAMAHA	SSNG	260.2	14	ENT. CRONOMETRADO
67 CARLOS VALLE	GV RACING		SSNG	259.6	3	ENT. CRONOMETRADO
21 DEMIS MIHAILA	MOTOXRACING TEAM	YAMAHA	SSNG	259.0	13	ENT. CRONOMETRADO
25 ANDY VERDOIA	ARCO YAMAHA MOTOR UNIVERSITY TEAM	YAMAHA	SSNG	259.0	10	CARRERA 1
26 FRANCISCO JAVIER RUIZ	MDR COMPETICION	YAMAHA	STCK600	259.0	2	CARRERA 1
4 ERIC FERNANDEZ	TEAM SPEED RACING		SSNG	259.0	8	ENT. CRONOMETRADO
92 NIL ROIG	MOTAP RACING TEAM	YAMAHA	SSNG	259.0	7	ENT. CRONOMETRADO
17 RUBEN ROMERO	ILUSION RACING	YAMAHA	STCK600	257.1	2	CARRERA 1
57 DANIEL MUÑOZ	SP57 RACING TEAM	YAMAHA	SSNG	257.1	8	CARRERA 1
83 JUAN RODRIGUEZ	I+ DENT RACING TEAM		SSNG	256.5	3	CARRERA 1
72 YERAY RUIZ	MDR COMPETICION	YAMAHA	SSNG	254.7	9	CARRERA 1
34 HARRY KHOURI	ANDOTRANS TEAM TORRENTÓ	YAMAHA	SSNG	254.1	17	CARRERA 1
8 ABDULLA NAEIF AL-QUBAISI	ANDOTRANS TEAM TORRENTÓ	YAMAHA	SSNG	254.1	6	CARRERA 1
54 JESUS RIOS	MRE TALENT		STCK600	253.5	2	CARRERA 1
27 BENEDETTO RASA	YAMAHA GV STRATOS	YAMAHA	STCK600	252.9	4	ENT. CRONOMETRADO
52 GUILLEM ERILL	DEZA-BOX 77 RACING TEAM	YAMAHA	SSNG	252.3	8	ENT. CRONOMETRADO
18 CESAR PARRILLA	FAU55 RACING - FAMILY CASH	YAMAHA	STCK600	250.0	5	CARRERA 1
7 MANUEL ROCCA	ZIVI MOTOR CORSE	YAMAHA	STCK600	248.8	12	ENT. CRONOMETRADO
16 ALVARO FUERTES	FUERTES TEAM	YAMAHA	STCK600	248.3	2	ENT. LIBRES 2
81 JOAN SANTOS	YAMAHA GV STRATOS	YAMAHA	STCK600	248.3	4	ENT. LIBRES 2
22 BRETT ALEXANDER ROBERTS	EASYRACE TEAM	YAMAHA	SSNG	247.1	3	ENT. LIBRES 1
9 JAVIER DEL OLMO	KAWASAKI PALMETO PL RACING	KAWASAKI	STCK600	247.1	11	CARRERA 1
53 CHARLY MALTERRE	ILUSION RACING	YAMAHA	STCK600	245.5	12	ENT. LIBRES 2
93 LEUNGO KITLANO GAOREKWE	I+DENT RACING TEAM	YAMAHA	STCK600	244.9	5	CARRERA 1
90 JASSIM GHANIM AL THANI	VRC TEAM	YAMAHA	SSNG	243.8	3	ENT. CRONOMETRADO

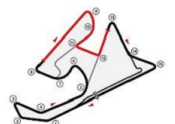


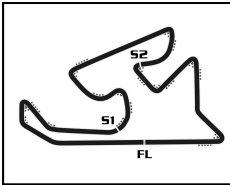


Supersport NG
ESBK - CTO. ESPAÑA DE VELOCIDAD
CARRERA 1

Secuencia de líderes por Clase

Nº Piloto	Equipo	Moto	Vuelta a	Vuelta Final	Vlts.	Total Vlts.
SSNG						
4	ERIC FERNANDEZ	TEAM SPEED RACING	1	9	9	9
76	JULIAN GIRAL	LA SCUDERIA- DUCATI CORSE	10	10	1	1
4	ERIC FERNANDEZ	TEAM SPEED RACING	11	17	7	16
STCK600						
54	JESUS RIOS	MRE TALENT	1	3	3	3
16	ALVARO FUERTES	FUERTES TEAM	4	17	14	14





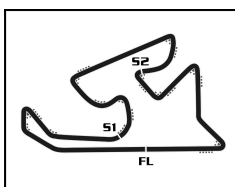
CIRCUITO DE NAVARRA 3.933 m.

Supersport NG
ESBK - CTO. ESPAÑA DE VELOCIDAD
CARRERA 1

Secuencia de vueltas rápidas

T. Sesión	Nº Piloto	Equipo	Moto	Clase	Tiempo	Km/h	Vlt.
3:30.061	4 ERIC FERNANDEZ	TEAM SPEED RACING		SSNG	1:42.032	138.8	2
3:31.024	76 JULIAN GIRAL	LA SCUDERIA- DUCATI CORSE		SSNG	1:41.968	138.9	2
3:32.162	43 SIMON JESPERSEN	YAMAHA TEAM SCANDINAVIA	YAMAHA	SSNG	1:41.447	139.6	2
28:59.438	43 SIMON JESPERSEN	YAMAHA TEAM SCANDINAVIA	YAMAHA	SSNG	1:41.441	139.6	17





CIRCUITO DE NAVARRA 3.933 m.

Supersport NG

ESBK - CTO. ESPAÑA DE VELOCIDAD

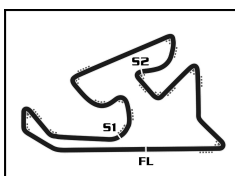
CARRERA 1

Tiempos por vuelta

Piloto Doblado

Nº	Tiempo	Dif.	Nº	Tiempo	Dif.	Nº	Tiempo	Dif.	Nº	Tiempo	Dif.	Nº	Tiempo	Dif.
Vlt. 1														
4	1:48.029	0.000	43	1:42.057	2.449	17	1:44.187	12.872	54	1:43.652	35.528	25	1:42.136	1.874
37	1:48.798	0.769	54	1:42.152	3.460	8	1:43.775	13.120	27	1:48.176	48.306	37	1:42.185	2.304
76	1:49.056	1.027	21	1:42.267	4.075	18	1:43.604	13.247	Vlt. 8			19	1:42.688	8.154
57	1:49.456	1.427	16	1:42.864	5.770	26	1:44.212	15.518	4	1:42.228		21	1:42.905	8.992
25	1:49.481	1.452	92	1:42.549	6.104	93	1:45.175	18.699	76	1:41.951	0.171	92	1:43.614	12.291
21	1:50.456	2.427	19	1:43.235	6.795	72	1:43.140	18.832	43	1:41.936	1.925	83	1:43.545	14.623
54	1:50.686	2.657	83	1:43.313	7.221	81	1:49.466	21.601	57	1:42.337	2.365	34	1:43.813	16.583
43	1:50.715	2.686	34	1:43.980	7.356	9	1:45.503	24.246	25	1:41.933	2.581	16	1:44.080	16.625
16	1:51.817	3.788	17	1:43.797	8.880	54	1:43.640	31.831	37	1:41.875	3.180	8	1:44.170	23.353
34	1:52.094	4.065	8	1:43.795	9.576	27	1:47.946	35.703	21	1:42.477	8.108	18	1:44.138	23.892
92	1:52.181	4.152	18	1:43.788	9.749	Vlt. 6			72	1:43.972	24.235			
19	1:52.491	4.462	26	1:44.382	10.720	4	1:41.673		19	1:42.206	8.199	17	1:44.425	24.351
83	1:52.520	4.491	81	1:44.205	11.502	76	1:41.736	0.760	92	1:43.101	10.061	26	1:44.762	26.923
17	1:53.007	4.978	93	1:44.694	12.922	57	1:42.188	2.126	83	1:43.254	12.729	93	1:45.386	34.287
8	1:53.031	5.002	72	1:43.567	16.114	43	1:41.716	2.419	16	1:43.776	13.921	54	1:43.537	39.277
18	1:53.287	5.258	9	1:45.556	16.839	25	1:41.806	2.892	34	1:43.668	14.196	81	1:45.340	40.184
26	1:53.583	5.554	27	1:48.246	23.072	37	1:42.060	3.488	8	1:44.031	19.394	9	1:45.800	40.994
81	1:54.585	6.556	Vlt. 4			21	1:42.756	7.082	18	1:44.854	20.501	27	1:48.094	1:05.345
93	1:55.097	7.068	4	1:41.765		19	1:41.823	7.698	17	1:44.593	21.001	Vlt. 11		
9	1:56.971	8.942	76	1:41.818	1.090	92	1:42.470	8.295	26	1:44.173	23.126	4	1:41.986	
27	1:58.710	10.681	57	1:41.856	1.799	83	1:43.204	10.522	93	1:44.930	28.493	76	1:42.418	0.372
72	2:00.625	12.596	25	1:41.948	2.393	16	1:43.595	10.774	9	1:45.413	34.345	43	1:41.967	0.871
7	2:01.417	13.388	43	1:41.738	2.422	34	1:43.138	11.271	81	1:45.151	34.580	25	1:41.936	1.764
Vlt. 2														
4	1:42.032		37	1:42.689	3.253	17	1:43.730	14.929	54	1:43.913	37.213	37	1:41.965	2.223
76	1:41.968	0.963	21	1:42.957	5.267	8	1:43.934	15.381	27	1:48.160	54.238	57	1:43.768	3.423
57	1:42.164	1.559	92	1:42.440	6.779	18	1:44.073	15.647	Vlt. 9			19	1:42.613	8.721
37	1:43.115	1.852	19	1:42.520	7.550	26	1:44.469	18.314	4	1:42.450		21	1:42.619	9.565
25	1:42.472	1.892	16	1:43.562	7.567	72	1:42.758	19.917	76	1:42.682	0.403	92	1:43.897	14.142
43	1:41.447	2.101	83	1:42.574	8.030	93	1:45.426	22.452	43	1:42.199	1.674	83	1:43.532	16.109
54	1:42.392	3.017	34	1:43.237	8.828	9	1:45.410	27.983	57	1:42.181	2.096	34	1:43.613	18.150
21	1:43.122	3.517	17	1:43.609	10.724	81	1:48.827	28.755	25	1:42.216	2.347	16	1:44.231	18.810
16	1:42.859	4.615	8	1:43.573	11.384	54	1:43.572	33.730	37	1:41.998	2.728	72	1:43.934	26.123
34	1:43.052	5.085	18	1:43.698	11.682	27	1:47.954	41.984	19	1:42.326	8.075	18	1:44.555	26.401
92	1:43.144	5.264	26	1:44.390	13.345	Vlt. 7			8	1:45.486	26.793			
19	1:42.839	5.269	81	1:44.437	14.174	4	1:41.854		21	1:43.038	8.696	17	1:44.565	26.870
83	1:43.158	5.617	93	1:44.406	15.563	76	1:41.542	0.448	92	1:43.675	11.286	26	1:44.449	29.326
17	1:43.846	6.792	72	1:43.382	17.731	43	1:41.652	2.217	83	1:43.408	13.687	93	1:45.152	37.393
8	1:44.520	7.490	9	1:45.708	20.782	57	1:41.984	2.256	16	1:43.683	15.154	54	1:43.576	40.807
18	1:44.444	7.670	27	1:48.489	29.796	25	1:41.838	2.876	34	1:43.633	15.379	81	1:44.758	42.896
26	1:44.525	8.047	54	2:08.535	30.230	37	1:41.899	3.533	8	1:44.848	21.792	9	1:44.925	43.873
81	1:44.482	9.006	7	5:33.744	2 Vlts.	21	1:42.631	7.859	18	1:44.312	22.363	27	1:47.931	1:11.230
93	1:44.901	9.937	Vlt. 5			19	1:42.377	8.221	17	1:43.984	22.535	Vlt. 12		
9	1:46.082	12.992	4	1:42.039		92	1:42.747	9.188	72	1:43.096	22.872	4	1:41.818	
72	1:43.692	14.256	76	1:41.646	0.697	83	1:43.035	11.703	26	1:44.094	24.770	76	1:41.958	0.512
27	1:47.886	16.535	57	1:41.851	1.611	16	1:43.453	12.373	93	1:45.467	31.510	43	1:41.686	0.739
Vlt. 3														
4	1:41.709		43	1:41.993	2.376	34	1:43.339	12.756	9	1:45.908	37.803	25	1:41.859	1.805
76	1:41.783	1.037	25	1:42.405	2.759	8	1:44.064	17.591	54	1:43.586	38.349	37	1:42.087	2.492
57	1:41.858	1.708	37	1:41.887	3.101	18	1:44.082	17.875	27	1:48.072	59.860	57	1:42.031	3.636
25	1:42.027	2.210	21	1:42.771	5.999	17	1:45.561	18.636	Vlt. 10			19	1:42.399	9.302
37	1:42.186	2.329	92	1:42.758	7.498	26	1:44.721	21.181	76	1:42.206		21	1:42.701	10.448
Vlt. 4														
43	1:43.000	8.991	19	1:42.037	7.548	72	1:43.122	21.185	4	1:42.669	0.060	92	1:43.711	16.035
34	1:43.017	9.806	16	1:43.324	8.852	93	1:45.193	25.791	43	1:41.885	0.950	83	1:43.504	17.795
Vlt. 5														
81	1:44.756	31.657	83	1:43.000	8.991	9	1:45.031	31.160	57	1:42.214	1.701	34	1:43.653	19.985





CIRCUITO DE NAVARRA 3.933 m.

Supersport NG

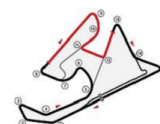
ESBK - CTO. ESPAÑA DE VELOCIDAD

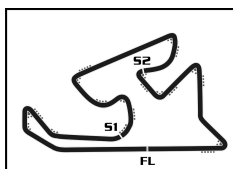
CARRERA 1

Tiempos por vuelta

Piloto Doblado

Nº	Tiempo	Dif.	Nº	Tiempo	Dif.	Nº	Tiempo	Dif.	Nº	Tiempo	Dif.	Nº	Tiempo	Dif.
72	1:42.946	27.251	4	1:41.788		8	1:43.668	40.084						
18	1:43.603	28.186	43	1:41.698	0.936	18	1:44.537	41.676						
8	1:43.412	28.387	76	1:41.873	2.024	17	1:45.712	43.531						
17	1:44.401	29.453	25	1:41.786	2.608	26	1:44.935	45.462						
26	1:44.481	31.989	37	1:42.159	3.126	54	1:45.746	58.215						
54	1:43.991	42.980	57	1:44.048	9.539	81	1:45.288	1:02.267						
81	1:45.474	46.552	19	1:42.768	12.297	9	1:45.223	1:05.359						
9	1:45.211	47.266	21	1:42.673	13.221									
27	1:49.103	1:18.515	92	1:44.630	23.818									
93	2:25.856	1:21.431	83	1:44.381	24.291									
Vlt. 13			34	1:43.595	26.204									
4	1:41.681		16	1:44.107	28.488									
76	1:41.834	0.665	8	1:44.084	36.006									
43	1:41.744	0.802	18	1:44.280	36.618									
25	1:41.993	2.117	17	1:44.275	37.140									
37	1:41.838	2.649	26	1:44.234	39.672									
57	1:43.339	5.294	54	1:44.523	50.912									
19	1:42.656	10.277	81	1:44.696	55.996									
21	1:42.541	11.308	9	1:45.118	58.327									
92	1:43.983	18.337	27	1:49.388	1:40.096									
83	1:43.675	19.789	Vlt. 16											
34	1:44.019	22.323	4	1:41.887										
16	1:44.089	23.563	43	1:41.654	0.703									
8	1:44.396	31.102	76	1:42.015	2.152									
18	1:44.938	31.443	25	1:41.761	2.482									
17	1:44.418	32.190	37	1:42.513	3.752									
26	1:44.478	34.786	57	1:43.249	10.901									
54	1:44.073	45.372	19	1:42.842	13.252									
81	1:45.183	50.054	21	1:45.100	16.434									
9	1:45.485	51.070	92	1:45.014	26.945									
27	1:48.426	1:25.260	83	1:44.573	26.977									
Vlt. 14			34	1:43.560	27.877									
4	1:41.686		16	1:44.231	30.832									
43	1:41.910	1.026	8	1:44.039	38.158									
76	1:42.960	1.939	18	1:44.150	38.881									
25	1:42.179	2.610	17	1:44.308	39.561									
37	1:41.792	2.755	26	1:44.484	42.269									
57	1:43.671	7.279	54	1:45.186	54.211									
19	1:42.726	11.317	81	1:44.612	58.721									
21	1:42.714	12.336	9	1:45.438	1:01.878									
92	1:44.325	20.976	Vlt. 17											
83	1:43.595	21.698	4	1:41.742										
34	1:43.760	24.397	43	1:41.441	0.402									
16	1:44.292	26.169	25	1:42.110	2.850									
8	1:44.294	33.710	76	1:42.671	3.081									
18	1:44.369	34.126	37	1:43.290	5.300									
17	1:44.149	34.653	27	1:54.012	1 Vlt.									
26	1:44.126	37.226	57	1:43.101	12.260									
54	1:44.491	48.177	19	1:43.137	14.647									
81	1:44.720	53.088	21	1:45.675	20.367									
9	1:45.613	54.997	83	1:44.024	29.259									
27	1:48.922	1:32.496	92	1:44.972	30.175									
Vlt. 15			34	1:44.176	30.311									
			16	1:45.193	34.283									





CIRCUITO DE NAVARRA 3.933 m.

Supersport NG

ESBK - CTO. ESPAÑA DE VELOCIDAD

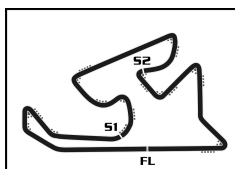
CARRERA 1

Análisis de sectores lentos

■ Mejor Personal ■ Mejor de la sesión ■ Cruzando por el pit lane

Vlt.	Tiempo	Sector 1	Sector 2	Sector 3	Km/h	T. Sesión	Vlt.	Tiempo	Sector 1	Sector 2	Sector 3	Km/h	T. Sesión	
4	ERIC FERNANDEZ	ESP						10	1:45.800	28.012	39.594	38.194	133.8	17:47.382
	TEAM SPEED RACING							11	1:44.925	27.929	39.050	37.946	134.9	19:32.307
								12	1:45.211	28.092	38.951	38.168	134.6	21:17.518
1	1:48.029	32.836	38.372	36.821	131.1	1:48.029	13	1:45.485	27.992	39.404	38.089	134.2	23:03.003	
2	1:42.032	27.094	38.026	36.912	138.8	3:30.061	14	1:45.613	28.378	39.076	38.159	134.1	24:48.616	
3	1:41.709	27.114	37.984	36.611	139.2	5:11.770	15	1:45.118	28.052	39.041	38.025	134.7	26:33.734	
4	1:41.765	27.108	37.965	36.692	139.1	6:53.535	16	1:45.438	28.052	39.344	38.042	134.3	28:19.172	
5	1:42.039	27.221	38.133	36.685	138.8	8:35.574	17	1:45.223	27.981	39.237	38.005	134.6	30:04.395	
6	1:41.673	27.007	37.954	36.712	139.3	10:17.247								
7	1:41.854	27.087	38.004	36.763	139.0	11:59.101	16	ALVARO FUERTES	ESP					
8	1:42.228	27.095	37.956	37.177	138.5	13:41.329		FUERTES TEAM	YAMAHA					
9	1:42.450	27.341	38.147	36.962	138.2	15:23.779	1	1:51.817	34.700	39.373	37.744	126.6	1:51.817	
10	1:42.669	27.798	38.082	36.789	137.9	17:06.448	2	1:42.859	27.236	38.278	37.345	137.7	3:34.676	
11	1:41.986	27.047	38.108	36.831	138.8	18:48.434	3	1:42.864	27.157	38.194	37.513	137.6	5:17.540	
12	1:41.818	27.077	37.927	36.814	139.1	20:30.252	4	1:43.562	27.339	38.783	37.440	136.7	7:01.102	
13	1:41.681	27.120	37.876	36.685	139.2	22:11.933	5	1:43.324	27.447	38.318	37.559	137.0	8:44.426	
14	1:41.686	27.051	37.930	36.705	139.2	23:53.619	6	1:43.595	27.433	38.319	37.843	136.7	10:28.021	
15	1:41.788	27.175	37.797	36.816	139.1	25:35.407	7	1:43.453	27.352	38.447	37.654	136.9	12:11.474	
16	1:41.887	27.120	37.930	36.837	139.0	27:17.294	8	1:43.776	27.451	38.587	37.738	136.4	13:55.250	
17	1:41.742	27.098	38.029	36.615	139.2	28:59.036	9	1:43.683	27.423	38.591	37.669	136.6	15:38.933	
							10	1:44.080	27.404	38.526	38.150	136.0	17:23.013	
7	MANUEL ROCCA	ITA						11	1:44.231	27.696	38.662	37.873	135.8	19:07.244
	ZIVI MOTOR CORSE	YAMAHA						12	1:44.163	27.551	38.704	37.908	135.9	20:51.407
1	2:01.417	35.691	39.986	45.740	116.6	2:01.417	13	1:44.089	27.614	38.737	37.738	136.0	22:35.496	
2	5:33.744	30.711	42.358	4:20.675	42.4	7:35.161	14	1:44.292	27.590	38.786	37.916	135.8	24:19.788	
							15	1:44.107	27.699	38.667	37.741	136.0	26:03.895	
8	ABDULLA NAIEF AL-QUBAISI	QAT						16	1:44.231	27.611	38.737	37.883	135.8	27:48.126
	ANDOTRANS TEAM TORRENTÓ	YAMAHA						17	1:45.193	27.687	39.143	38.363	134.6	29:33.319
1	1:53.031	35.380	39.428	38.223	125.3	1:53.031								
2	1:44.520	28.050	38.807	37.663	135.5	3:37.551	17	RUBEN ROMERO	ESP					
3	1:43.795	27.593	38.581	37.621	136.4	5:21.346		ILUSION RACING	YAMAHA					
4	1:43.573	27.550	38.591	37.432	136.7	7:04.919	1	1:53.007	35.491	39.575	37.941	125.3	1:53.007	
5	1:43.775	27.464	38.515	37.796	136.4	8:48.694	2	1:43.846	27.776	38.668	37.402	136.3	3:36.853	
6	1:43.934	27.637	38.727	37.570	136.2	10:32.628	3	1:43.797	27.841	38.670	37.286	136.4	5:20.650	
7	1:44.064	27.747	38.675	37.642	136.1	12:16.692	4	1:43.609	27.792	38.639	37.178	136.7	7:04.259	
8	1:44.031	27.736	38.548	37.747	136.1	14:00.723	5	1:44.187	27.912	38.540	37.735	135.9	8:48.446	
9	1:44.848	28.049	38.930	37.869	135.0	15:45.571	6	1:43.730	27.782	38.564	37.384	136.5	10:32.176	
10	1:44.170	27.805	38.535	37.830	135.9	17:29.741	7	1:45.561	27.795	38.851	38.915	134.1	12:17.737	
11	1:45.486	27.837	38.781	38.868	134.2	19:15.227	8	1:44.593	27.679	38.565	38.349	135.4	14:02.330	
12	1:43.412	27.706	38.449	37.257	136.9	20:58.639	9	1:43.984	27.818	38.629	37.537	136.2	15:46.314	
13	1:44.396	27.791	38.632	37.973	135.6	22:43.035	10	1:44.425	27.913	38.730	37.782	135.6	17:30.739	
14	1:44.294	27.911	38.649	37.734	135.8	24:27.329	11	1:44.565	27.855	38.828	37.882	135.4	19:15.304	
15	1:44.084	27.876	38.483	37.725	136.0	26:11.413	12	1:44.401	27.997	38.740	37.664	135.6	20:59.705	
16	1:44.039	27.858	38.559	37.622	136.1	27:55.452	13	1:44.418	27.806	39.127	37.485	135.6	22:44.123	
17	1:43.668	27.780	38.398	37.490	136.6	29:39.120	14	1:44.149	27.765	38.720	37.664	135.9	24:28.272	
							15	1:44.275	27.795	39.074	37.406	135.8	26:12.547	
9	JAVIER DEL OLMO	ESP						16	1:44.308	27.913	38.801	37.594	135.7	27:56.855
	KAWASAKI PALMETO PL RACING	KAWASAKI						17	1:45.712	28.020	39.399	38.293	133.9	29:42.567
1	1:56.971	36.983	40.381	39.607	121.0	1:56.971								
2	1:46.082	28.071	39.324	38.687	133.5	3:43.053	18	CESAR PARRILLA	ESP					
3	1:45.556	27.869	39.212	38.475	134.1	5:28.609		FAU55 RACING - FAMILY CASH	YAMAHA					
4	1:45.708	28.047	39.306	38.355	133.9	7:14.317	1	1:53.287	35.794	39.390	38.103	125.0	1:53.287	
5	1:45.503	28.059	39.228	38.216	134.2	8:59.820	2	1:44.444	28.018	38.767	37.659	135.6	3:37.731	
6	1:45.410	28.074	39.150	38.186	134.3	10:45.230	3	1:43.788	27.617	38.647	37.524	136.4	5:21.519	
7	1:45.031	28.014	38.985	38.032	134.8	12:30.261	4	1:43.698	27.585	38.600	37.513	136.5	7:05.217	
8	1:45.413	27.947	39.258	38.208	134.3	14:15.674	5	1:43.604	27.456	38.538	37.610	136.7	8:48.821	
9	1:45.908	28.062	39.335	38.511	133.7	16:01.582	6	1:44.073	27.851	38.661	37.561	136.0	10:32.894	





CIRCUITO DE NAVARRA 3.933 m.

Supersport NG

ESBK - CTO. ESPAÑA DE VELOCIDAD

CARRERA 1

Análisis de sectores lentos

■ Mejor Personal ■ Mejor de la sesión ■ Cruzando por el pit lane

Vlt.	Tiempo	Sector 1	Sector 2	Sector 3	Km/h	T. Sesión	Vlt.	Tiempo	Sector 1	Sector 2	Sector 3	Km/h	T. Sesión
7	1:44.082	27.766	38.731	37.585	136.0	12:16.976	4	1:41.948	27.254	37.888	36.806	138.9	6:55.928
8	1:44.854	27.761	39.455	37.638	135.0	14:01.830	5	1:42.405	27.603	37.943	36.859	138.3	8:38.333
9	1:44.312	27.889	38.487	37.936	135.7	15:46.142	6	1:41.806	27.213	37.853	36.740	139.1	10:20.139
10	1:44.138	27.841	38.629	37.668	136.0	17:30.280	7	1:41.838	27.198	37.773	36.867	139.0	12:01.977
11	1:44.555	28.070	38.707	37.778	135.4	19:14.835	8	1:41.933	27.157	37.919	36.857	138.9	13:43.910
12	1:43.603	27.820	38.198	37.585	136.7	20:58.438	9	1:42.216	27.260	38.029	36.927	138.5	15:26.126
13	1:44.938	27.823	39.197	37.918	134.9	22:43.376	10	1:42.136	27.269	37.990	36.877	138.6	17:08.262
14	1:44.369	27.874	38.736	37.759	135.7	24:27.745	11	1:41.936	27.296	37.800	36.840	138.9	18:50.198
15	1:44.280	27.802	38.644	37.834	135.8	26:12.025	12	1:41.859	27.289	37.758	36.812	139.0	20:32.057
16	1:44.150	28.073	38.499	37.578	135.9	27:56.175	13	1:41.993	27.387	37.741	36.865	138.8	22:14.050
17	1:44.537	27.880	38.602	38.055	135.4	29:40.712	14	1:42.179	27.410	37.847	36.922	138.6	23:56.229

19 JOAN DIAZ ESP
I+DENT RACING TEAM

1	1:52.491	34.617	39.426	38.448	125.9	1:52.491
2	1:42.839	27.363	38.156	37.320	137.7	3:35.330
3	1:43.235	27.940	38.256	37.039	137.2	5:18.565
4	1:42.520	27.083	38.237	37.200	138.1	7:01.085
5	1:42.037	27.133	37.957	36.947	138.8	8:43.122
6	1:41.823	27.148	37.828	36.847	139.1	10:24.945
7	1:42.377	27.445	37.956	36.976	138.3	12:07.322
8	1:42.206	27.189	38.069	36.948	138.5	13:49.528
9	1:42.326	27.164	38.075	37.087	138.4	15:31.854
10	1:42.688	27.373	38.263	37.052	137.9	17:14.542
11	1:42.613	27.401	38.214	36.998	138.0	18:57.155
12	1:42.399	27.330	38.149	36.920	138.3	20:39.554
13	1:42.656	27.444	38.166	37.046	137.9	22:22.210
14	1:42.726	27.329	38.310	37.087	137.8	24:04.936
15	1:42.768	27.416	38.285	37.067	137.8	25:47.704
16	1:42.842	27.482	38.255	37.105	137.7	27:30.546
17	1:43.137	27.439	38.496	37.202	137.3	29:13.683

21 DEMIS MIHAILA ITA
MOTOXRACING TEAM YAMAHA

1	1:50.456	34.123	38.790	37.543	128.2	1:50.456
2	1:43.122	27.079	38.736	37.307	137.3	3:33.578
3	1:42.267	27.200	38.021	37.046	138.4	5:15.845
4	1:42.957	27.357	38.272	37.328	137.5	6:58.802
5	1:42.771	27.268	38.258	37.245	137.8	8:41.573
6	1:42.756	27.181	38.345	37.230	137.8	10:24.329
7	1:42.631	27.200	38.208	37.223	138.0	12:06.960
8	1:42.477	27.113	38.192	37.172	138.2	13:49.437
9	1:43.038	27.512	38.299	37.227	137.4	15:32.475
10	1:42.905	27.128	38.496	37.281	137.6	17:15.380
11	1:42.619	27.147	38.237	37.235	138.0	18:57.999
12	1:42.701	27.171	38.236	37.294	137.9	20:40.700
13	1:42.541	27.119	38.329	37.093	138.1	22:23.241
14	1:42.714	27.117	38.312	37.285	137.8	24:05.955
15	1:42.673	27.154	38.281	37.238	137.9	25:48.628
16	1:45.100	27.742	39.342	38.016	134.7	27:33.728
17	1:45.675	27.942	39.234	38.499	134.0	29:19.403

25 ANDY VERDOIA FRA
ARCO YAMAHA MOTOR UNIVERSIT YAMAHA

1	1:49.481	33.844	38.800	36.837	129.3	1:49.481
2	1:42.472	27.074	38.365	37.033	138.2	3:31.953
3	1:42.027	27.278	37.853	36.896	138.8	5:13.980

26 FRANCISCO JAVIER RUIZ ESP
MDR COMPETICION YAMAHA

1	1:53.583	36.223	39.329	38.031	124.7	1:53.583
2	1:44.525	27.921	38.833	37.771	135.5	3:38.108
3	1:44.382	27.724	38.744	37.914	135.6	5:22.490
4	1:44.390	27.706	38.801	37.883	135.6	7:06.880
5	1:44.212	27.756	38.565	37.891	135.9	8:51.092
6	1:44.469	27.907	38.625	37.937	135.5	10:35.561
7	1:44.721	27.899	38.740	38.082	135.2	12:20.282
8	1:44.173	27.759	38.625	37.789	135.9	14:04.455
9	1:44.094	27.763	38.500	37.831	136.0	15:48.549
10	1:44.762	28.103	38.742	37.917	135.2	17:33.311
11	1:44.449	28.053	38.580	37.816	135.6	19:17.760
12	1:44.481	27.991	38.613	37.877	135.5	21:02.241
13	1:44.478	27.906	38.820	37.752	135.5	22:46.719
14	1:44.126	27.795	38.683	37.648	136.0	24:30.845
15	1:44.234	27.761	38.518	37.955	135.8	26:15.079
16	1:44.484	27.883	38.715	37.886	135.5	27:59.563
17	1:44.935	27.992	38.891	38.052	134.9	29:44.498

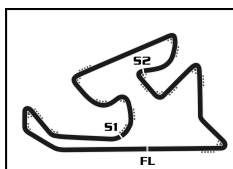
27 BENEDETTO RASA ITA
YAMAHA GV STRATOS YAMAHA

1	1:58.710	37.420	40.296	40.994	119.3	1:58.710
2	1:47.886	28.644	40.050	39.192	131.2	3:46.596
3	1:48.246	28.624	40.417	39.205	130.8	5:34.842
4	1:48.489	28.901	40.250	39.338	130.5	7:23.331
5	1:47.946	29.008	40.082	38.856	131.2	9:11.277
6	1:47.954	28.663	40.299	38.992	131.2	10:59.231
7	1:48.176	28.999	40.307	38.870	130.9	12:47.407
8	1:48.160	29.010	40.112	39.038	130.9	14:35.567
9	1:48.072	29.003	40.079	38.990	131.0	16:23.639
10	1:48.094	28.804	40.132	39.158	131.0	18:11.733
11	1:47.931	28.825	40.000	39.106	131.2	19:59.664
12	1:49.103	29.505	40.497	39.101	129.8	21:48.767
13	1:48.426	28.867	40.368	39.191	130.6	23:37.193
14	1:48.922	29.281	40.420	39.221	130.0	25:26.115
15	1:49.388	29.178	40.669	39.541	129.4	27:15.503
16	1:54.012	34.232	40.647	39.133	124.2	29:09.515

34 HARRY KHOURI AUS
ANDOTRANS TEAM TORRENTÓ YAMAHA

1	1:52.094	34.987	39.096	38.011	126.3	1:52.094
---	----------	--------	--------	--------	-------	----------





Supersport NG

ESBK - CTO. ESPAÑA DE VELOCIDAD

CARRERA 1

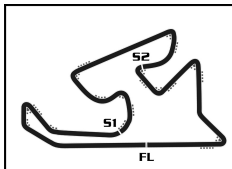
CIRCUITO DE NAVARRA 3.933 m.

Análisis de sectores lentos

■ Mejor Personal ■ Mejor de la sesión ■ Cruzando por el pit lane

Vlt.	Tiempo	Sector 1	Sector 2	Sector 3	Km/h	T. Sesión	Vlt.	Tiempo	Sector 1	Sector 2	Sector 3	Km/h	T. Sesión			
2	1:43.052	27.207	38.314	37.531	137.4	3:35.146	54 JESUS RIOS MRE TALENT ESP	1	1:50.686	34.467	38.741	37.478	127.9	1:50.686		
3	1:43.980	27.818	38.403	37.759	136.2	5:19.126		2	1:42.392	27.261	38.036	37.095	138.3	3:33.078		
4	1:43.237	27.396	38.260	37.581	137.1	7:02.363		3	1:42.152	27.270	37.975	36.907	138.6	5:15.230		
5	1:43.017	27.341	38.283	37.393	137.4	8:45.380		4	2:08.535	27.225	38.010	1:03.300	110.2	7:23.765		
6	1:43.138	27.330	38.421	37.387	137.3	10:28.518		5	1:43.640	27.905	38.245	37.490	136.6	9:07.405		
7	1:43.339	27.388	38.307	37.644	137.0	12:11.857		6	1:43.572	27.756	38.469	37.347	136.7	10:50.977		
8	1:43.668	27.448	38.510	37.710	136.6	13:55.525		7	1:43.652	27.841	38.538	37.273	136.6	12:34.629		
9	1:43.633	27.402	38.508	37.723	136.6	15:39.158		8	1:43.913	27.618	38.707	37.588	136.3	14:18.542		
10	1:43.813	27.447	38.486	37.880	136.4	17:22.971		9	1:43.586	27.697	38.567	37.322	136.7	16:02.128		
11	1:43.613	27.522	38.491	37.600	136.7	19:06.584		10	1:43.537	27.652	38.567	37.318	136.8	17:45.665		
12	1:43.653	27.558	38.409	37.686	136.6	20:50.237		11	1:43.576	27.706	38.495	37.375	136.7	19:29.241		
13	1:44.019	27.542	38.766	37.711	136.1	22:34.256		12	1:43.991	27.765	38.630	37.596	136.2	21:13.232		
14	1:43.760	27.663	38.582	37.515	136.5	24:18.016		13	1:44.073	27.891	38.636	37.546	136.0	22:57.305		
15	1:43.595	27.612	38.385	37.598	136.7	26:01.611		14	1:44.491	27.862	38.863	37.766	135.5	24:41.796		
16	1:43.560	27.631	38.409	37.520	136.7	27:45.171		15	1:44.523	27.917	38.874	37.732	135.5	26:26.319		
17	1:44.176	27.636	38.664	37.876	135.9	29:29.347		16	1:45.186	28.143	39.062	37.981	134.6	28:11.505		
								17	1:45.746	28.369	39.311	38.066	133.9	29:57.251		
37 MAURO GONZALEZ TEAM SPEED RACING ESP	1	1:48.798	33.495	38.363	36.940	130.1	1:48.798	57 DANIEL MUÑOZ SP57 RACING TEAM ESP YAMAHA	1	1:49.456	33.975	38.389	37.092	129.4	1:49.456	
2	1:43.115	27.273	38.463	37.379	137.3	3:31.913	2		1:42.164	27.215	38.019	36.930	138.6	3:31.620		
3	1:42.186	27.065	37.884	37.237	138.6	5:14.099	3		1:41.858	26.923	38.036	36.899	139.0	5:13.478		
4	1:42.689	27.288	38.420	36.981	137.9	6:56.788	4		1:41.856	26.943	38.010	36.903	139.0	6:55.334		
5	1:41.887	27.126	37.935	36.826	139.0	8:38.675	5		1:41.851	26.990	37.938	36.923	139.0	8:37.185		
6	1:42.060	27.116	38.149	36.795	138.7	10:20.735	6		1:42.188	27.034	38.206	36.948	138.6	10:19.373		
7	1:41.899	27.097	37.998	36.804	138.9	12:02.634	7		1:41.984	27.019	38.003	36.962	138.8	12:01.357		
8	1:41.875	26.890	38.027	36.958	139.0	13:44.509	8		1:42.337	27.268	38.127	36.942	138.4	13:43.694		
9	1:41.998	27.105	38.119	36.774	138.8	15:26.507	9		1:42.181	26.931	38.282	36.968	138.6	15:25.875		
10	1:42.185	27.201	38.099	36.885	138.6	17:08.692	10		1:42.214	27.075	38.132	37.007	138.5	17:08.089		
11	1:41.965	27.220	37.985	36.760	138.9	18:50.657	11		1:43.768	26.974	37.982	38.812	136.4	18:51.857		
12	1:42.087	27.244	37.981	36.862	138.7	20:32.744	12		1:42.031	27.162	38.002	36.867	138.8	20:33.888		
13	1:41.838	27.166	37.955	36.717	139.0	22:14.582	13		1:43.339	28.108	38.261	36.970	137.0	22:17.227		
14	1:41.792	27.105	37.930	36.757	139.1	23:56.374	14		1:43.671	28.388	38.186	37.097	136.6	24:00.898		
15	1:42.159	27.448	37.849	36.862	138.6	25:38.533	15		1:44.048	27.846	38.362	37.840	136.1	25:44.946		
16	1:42.513	27.294	38.262	36.957	138.1	27:21.046	16		1:43.249	27.513	38.420	37.316	137.1	27:28.195		
17	1:43.290	27.572	38.423	37.295	137.1	29:04.336	17		1:43.101	27.237	38.499	37.365	137.3	29:11.296		
43 SIMON JESPERSEN YAMAHA TEAM SCANDINAVIA DNK YAMAHA	1	1:50.715	34.191	38.848	37.676	127.9	1:50.715	72 YERAY RUIZ MDR COMPETICION ESP YAMAHA	1	2:00.625	B	42.421	39.959	38.245	117.4	2:00.625
2	1:41.447	26.956	37.836	36.655	139.6	3:32.162	2		1:43.692	27.565	38.595	37.532	136.5	3:44.317		
3	1:42.057	27.226	37.976	36.855	138.7	5:14.219	3		1:43.567	27.507	38.589	37.471	136.7	5:27.884		
4	1:41.738	27.283	37.857	36.598	139.2	6:55.957	4		1:43.382	27.521	38.413	37.448	137.0	7:11.266		
5	1:41.993	27.305	37.861	36.827	138.8	8:37.950	5		1:43.140	27.582	38.142	37.416	137.3	8:54.406		
6	1:41.716	27.047	37.886	36.783	139.2	10:19.666	6		1:42.758	27.476	38.168	37.114	137.8	10:37.164		
7	1:41.652	26.982	37.949	36.721	139.3	12:01.318	7		1:43.122	27.389	38.503	37.230	137.3	12:20.286		
8	1:41.936	27.217	37.901	36.818	138.9	13:43.254	8		1:43.269	27.478	38.356	37.435	137.1	14:03.555		
9	1:42.199	27.237	37.997	36.965	138.5	15:25.453	9		1:43.096	27.417	38.328	37.351	137.3	15:46.651		
10	1:41.885	27.342	37.867	36.676	139.0	17:07.338	10		1:43.972	27.757	38.784	37.431	136.2	17:30.623		
11	1:41.967	27.186	37.962	36.819	138.9	18:49.305	11		1:43.934	27.548	38.408	37.978	136.2	19:14.557		
12	1:41.686	27.185	37.775	36.726	139.2	20:30.991	12		1:42.946	27.644	38.138	37.164	137.5	20:57.503		
13	1:41.744	27.068	37.906	36.770	139.2	22:12.735										
14	1:41.910	27.241	37.815	36.854	138.9	23:54.645										
15	1:41.698	27.169	37.833	36.696	139.2	25:36.343										
16	1:41.654	27.177	37.798	36.679	139.3	27:17.997										
17	1:41.441	27.073	37.700	36.668	139.6	28:59.438										





CIRCUITO DE NAVARRA 3.933 m.

Supersport NG

ESBK - CTO. ESPAÑA DE VELOCIDAD


CARRERA 1

Análisis de sectores lentos

■ Mejor Personal ■ Mejor de la sesión ■ Cruzando por el pit lane

Vlt.	Tiempo	Sector 1	Sector 2	Sector 3	Km/h	T. Sesión	Vlt.	Tiempo	Sector 1	Sector 2	Sector 3	Km/h	T. Sesión	
76	JULIAN GIRAL ESP							15	1:44.381	27.660	38.632	38.089	135.6	25:59.698
	LA SCUDERIA- DUCATI CORSE							16	1:44.573	27.482	39.271	37.820	135.4	27:44.271
							17	1:44.024	28.212	38.521	37.291	136.1	29:28.295	
1	1:49.056	33.622	38.405	37.029	129.8	1:49.056								
2	1:41.968	27.105	37.884	36.979	138.9	3:31.024								
3	1:41.783	27.134	37.670	36.979	139.1	5:12.807								
4	1:41.818	27.097	37.859	36.862	139.1	6:54.625								
5	1:41.646	27.027	37.787	36.832	139.3	8:36.271								
6	1:41.736	26.952	37.749	37.035	139.2	10:18.007								
7	1:41.542	26.869	37.809	36.864	139.4	11:59.549								
8	1:41.951	26.888	37.978	37.085	138.9	13:41.500								
9	1:42.682	27.332	38.203	37.147	137.9	15:24.182								
10	1:42.206	27.166	37.860	37.180	138.5	17:06.388								
11	1:42.418	27.273	38.173	36.972	138.2	18:48.806								
12	1:41.958	27.103	37.927	36.928	138.9	20:30.764								
13	1:41.834	27.066	37.943	36.825	139.0	22:12.598								
14	1:42.960	27.710	38.179	37.071	137.5	23:55.558								
15	1:41.873	27.138	37.806	36.929	139.0	25:37.431								
16	1:42.015	27.157	37.970	36.888	138.8	27:19.446								
17	1:42.671	27.182	38.067	37.422	137.9	29:02.117								
92	NIL ROIG ESP													
	MOTAP RACING TEAM													
1	1:52.181	34.855	39.416	37.910	126.2	1:52.181								
2	1:43.144	27.314	38.344	37.486	137.3	3:35.325								
3	1:42.549	27.364	38.008	37.177	138.1	5:17.874								
4	1:42.440	27.218	38.171	37.051	138.2	7:00.314								
5	1:42.758	27.350	38.266	37.142	137.8	8:43.072								
6	1:42.470	27.328	38.051	37.091	138.2	10:25.542								
7	1:42.747	27.206	38.255	37.286	137.8	12:08.289								
8	1:43.101	27.367	38.406	37.328	137.3	13:51.390								
9	1:43.675	27.495	38.809	37.371	136.6	15:35.065								
10	1:43.614	27.615	38.554	37.445	136.6	17:18.679								
11	1:43.897	27.657	38.630	37.610	136.3	19:02.576								
12	1:43.711	27.641	38.613	37.457	136.5	20:46.287								
13	1:43.983	27.670	38.673	37.640	136.2	22:30.270								
14	1:44.325	27.846	38.871	37.608	135.7	24:14.595								
15	1:44.630	27.770	38.882	37.978	135.3	25:59.225								
16	1:45.014	27.811	39.230	37.973	134.8	27:44.239								
17	1:44.972	28.146	38.912	37.914	134.9	29:29.211								
81	JOAN SANTOS ESP													
	YAMAHA GV STRATOS													
1	1:54.585	35.998	39.898	38.689	123.6	1:54.585								
2	1:44.482	28.082	38.659	37.741	135.5	3:39.067								
3	1:44.205	27.956	38.518	37.731	135.9	5:23.272								
4	1:44.437	28.007	38.787	37.643	135.6	7:07.709								
5	1:49.466	32.774	38.848	37.844	129.3	8:57.175								
6	1:48.827	32.060	38.958	37.809	130.1	10:46.002								
7	1:44.756	28.285	38.631	37.840	135.2	12:30.758								
8	1:45.151	28.290	38.759	38.102	134.7	14:15.909								
9	1:45.323	28.191	39.167	37.965	134.4	16:01.232								
10	1:45.340	28.105	39.337	37.898	134.4	17:46.572								
11	1:44.758	28.025	38.828	37.905	135.2	19:31.330								
12	1:45.474	28.425	38.964	38.085	134.2	21:16.804								
13	1:45.183	28.344	38.935	37.904	134.6	23:01.987								
14	1:44.720	28.235	38.733	37.752	135.2	24:46.707								
15	1:44.696	28.253	38.797	37.646	135.2	26:31.403								
16	1:44.612	28.178	38.687	37.747	135.3	28:16.015								
17	1:45.288	28.412	39.020	37.856	134.5	30:01.303								
83	JUAN RODRIGUEZ ESP													
	I+ DENT RACING TEAM													
1	1:52.520	35.091	39.391	38.038	125.8	1:52.520								
2	1:43.158	27.472	38.257	37.429	137.3	3:35.678								
3	1:43.313	27.419	38.665	37.229	137.0	5:18.991								
4	1:42.574	27.270	38.140	37.164	138.0	7:01.565								
5	1:43.000	27.346	38.368	37.286	137.5	8:44.565								
6	1:43.204	27.467	38.434	37.303	137.2	10:27.769								
7	1:43.035	27.467	38.388	37.180	137.4	12:10.804								
8	1:43.254	27.386	38.571	37.297	137.1	13:54.058								
9	1:43.408	27.485	38.614	37.309	136.9	15:37.466								
10	1:43.545	27.610	38.546	37.389	136.7	17:21.011								
11	1:43.532	27.635	38.523	37.374	136.8	19:04.543								
12	1:43.504	27.623	38.524	37.357	136.8	20:48.047								
13	1:43.675	27.679	38.561	37.435	136.6	22:31.722								
14	1:43.595	27.724	38.511	37.360	136.7	24:15.317								





Supersport NG

ESBK - CTO. ESPAÑA DE VELOCIDAD

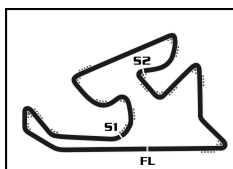
CARRERA 1

Análisis de sectores lentos

■ Mejor Personal ■ Mejor de la sesión ■ Cruzando por el pit lane

Vlt.	Tiempo	Sector 1	Sector 2	Sector 3	Km/h	T. Sesión	Vlt.	Tiempo	Sector 1	Sector 2	Sector 3	Km/h	T. Sesión	
4	ERIC FERNANDEZ						ESP	10	1:45.800	28.012	39.594	38.194	133.8	17:47.382
	TEAM SPEED RACING							11	1:44.925	27.929	39.050	37.946	134.9	19:32.307
								12	1:45.211	28.092	38.951	38.168	134.6	21:17.518
1	1:48.029	32.836	38.372	36.821	131.1	1:48.029	13	1:45.485	27.992	39.404	38.089	134.2	23:03.003	
2	1:42.032	27.094	38.026	36.912	138.8	3:30.061	14	1:45.613	28.378	39.076	38.159	134.1	24:48.616	
3	1:41.709	27.114	37.984	36.611	139.2	5:11.770	15	1:45.118	28.052	39.041	38.025	134.7	26:33.734	
4	1:41.765	27.108	37.965	36.692	139.1	6:53.535	16	1:45.438	28.052	39.344	38.042	134.3	28:19.172	
5	1:42.039	27.221	38.133	36.685	138.8	8:35.574	17	1:45.223	27.981	39.237	38.005	134.6	30:04.395	
6	1:41.673	27.007	37.954	36.712	139.3	10:17.247								
7	1:41.854	27.087	38.004	36.763	139.0	11:59.101								
8	1:42.228	27.095	37.956	37.177	138.5	13:41.329								
9	1:42.450	27.341	38.147	36.962	138.2	15:23.779								
10	1:42.669	27.798	38.082	36.789	137.9	17:06.448								
11	1:41.986	27.047	38.108	36.831	138.8	18:48.434								
12	1:41.818	27.077	37.927	36.814	139.1	20:30.252								
13	1:41.681	27.120	37.876	36.685	139.2	22:11.933								
14	1:41.686	27.051	37.930	36.705	139.2	23:53.619								
15	1:41.788	27.175	37.797	36.816	139.1	25:35.407								
16	1:41.887	27.120	37.930	36.837	139.0	27:17.294								
17	1:41.742	27.098	38.029	36.615	139.2	28:59.036								
7	MANUEL ROCCA						ITA							
	ZIVI MOTOR CORSE						YAMAHA							
1	2:01.417	35.691	39.986	45.740	116.6	2:01.417								
2	5:33.744	30.711	42.358	4:20.675	42.4	7:35.161								
8	ABDULLA NAIEF AL-QUBAISI						QAT							
	ANDOTRANS TEAM TORRENTÓ						YAMAHA							
1	1:53.031	35.380	39.428	38.223	125.3	1:53.031								
2	1:44.520	28.050	38.807	37.663	135.5	3:37.551								
3	1:43.795	27.593	38.581	37.621	136.4	5:21.346								
4	1:43.573	27.550	38.591	37.432	136.7	7:04.919								
5	1:43.775	27.464	38.515	37.796	136.4	8:48.694								
6	1:43.934	27.637	38.727	37.570	136.2	10:32.628								
7	1:44.064	27.747	38.675	37.642	136.1	12:16.692								
8	1:44.031	27.736	38.548	37.747	136.1	14:00.723								
9	1:44.848	28.049	38.930	37.869	135.0	15:45.571								
10	1:44.170	27.805	38.535	37.830	135.9	17:29.741								
11	1:45.486	27.837	38.781	38.868	134.2	19:15.227								
12	1:43.412	27.706	38.449	37.257	136.9	20:58.639								
13	1:44.396	27.791	38.632	37.973	135.6	22:43.035								
14	1:44.294	27.911	38.649	37.734	135.8	24:27.329								
15	1:44.084	27.876	38.483	37.725	136.0	26:11.413								
16	1:44.039	27.858	38.559	37.622	136.1	27:55.452								
17	1:43.668	27.780	38.398	37.490	136.6	29:39.120								
9	JAVIER DEL OLMO						ESP							
	KAWASAKI PALMETO PL RACING						KAWASAKI							
1	1:56.971	36.983	40.381	39.607	121.0	1:56.971								
2	1:46.082	28.071	39.324	38.687	133.5	3:43.053								
3	1:45.556	27.869	39.212	38.475	134.1	5:28.609								
4	1:45.708	28.047	39.306	38.355	133.9	7:14.317								
5	1:45.503	28.059	39.228	38.216	134.2	8:59.820								
6	1:45.410	28.074	39.150	38.186	134.3	10:45.230								
7	1:45.031	28.014	38.985	38.032	134.8	12:30.261								
8	1:45.413	27.947	39.258	38.208	134.3	14:15.674								
9	1:45.908	28.062	39.335	38.511	133.7	16:01.582								
16	ALVARO FUERTES						ESP							
	FUERTES TEAM						YAMAHA							
1	1:51.817	34.700	39.373	37.744	126.6	1:51.817								
2	1:42.859	27.236	38.278	37.345	137.7	3:34.676								
3	1:42.864	27.157	38.194	37.513	137.6	5:17.540								
4	1:43.562	27.339	38.783	37.440	136.7	7:01.102								
5	1:43.324	27.447	38.318	37.559	137.0	8:44.426								
6	1:43.595	27.433	38.319	37.843	136.7	10:28.021								
7	1:43.453	27.352	38.447	37.654	136.9	12:11.474								
8	1:43.776	27.451	38.587	37.738	136.4	13:55.250								
9	1:43.683	27.423	38.591	37.669	136.6	15:38.933								
10	1:44.080	27.404	38.526	38.150	136.0	17:23.013								
11	1:44.231	27.696	38.662	37.873	135.8	19:07.244								
12	1:44.163	27.551	38.704	37.908	135.9	20:51.407								
13	1:44.089	27.614	38.737	37.738	136.0	22:35.496								
14	1:44.292	27.590	38.786	37.916	135.8	24:19.788								
15	1:44.107	27.699	38.667	37.741	136.0	26:03.895								
16	1:44.231	27.611	38.737	37.883	135.8	27:48.126								
17	1:45.193	27.687	39.143	38.363	134.6	29:33.319								
17	RUBEN ROMERO						ESP							
	ILUSION RACING						YAMAHA							
1	1:53.007	35.491	39.575	37.941	125.3	1:53.007								
2	1:43.846	27.776	38.668	37.402	136.3	3:36.853								
3	1:43.797	27.841	38.670	37.286	136.4	5:20.650								
4	1:43.609	27.792	38.639	37.178	136.7	7:04.259								
5	1:44.187	27.912	38.540	37.735	135.9	8:48.446								
6	1:43.730	27.782	38.564	37.384	136.5	10:32.176								
7	1:45.561	27.795	38.851	38.915	134.1	12:17.737								
8	1:44.593	27.679	38.565	38.349	135.4	14:02.330								
9	1:43.984	27.818	38.629	37.537	136.2	15:46.314								
10	1:44.425	27.913	38.730	37.782	135.6	17:30.739								
11	1:44.565	27.855	38.828	37.882	135.4	19:15.304								
12	1:44.401	27.997	38.740	37.664	135.6	20:59.705								
13	1:44.418	27.806	39.127	37.485	135.6	22:44.123								
14	1:44.149	27.765	38.720	37.664	135.9	24:28.272								
15	1:44.275	27.795	39.074	37.406	135.8	26:12.547								
16	1:44.308	27.913	38.801	37.594	135.7	27:56.855								
17	1:45.712	28.020	39.399	38.293	133.9	29:42.567								
18	CESAR PARRILLA						ESP							
	FAU55 RACING - FAMILY CASH						YAMAHA							
1	1:53.287	35.794	39.390	38.103	125.0	1:53.287								
2	1:44.444	28.018	38.767	37.659	135.6	3:37.731								
3	1:43.788	27.617	38.647	37.524	136.4	5:21.519								
4	1:43.698	27.585	38.600	37.513	136.5	7:05.217								
5	1:43.604	27.456	38.538	37.610	136.7	8:48.821								
6	1:44.073	27.851	38.661	37.561	136.0	10:32.894								





Supersport NG

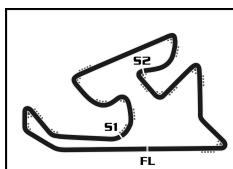
ESBK - CTO. ESPAÑA DE VELOCIDAD

CARRERA 1

Análisis de sectores lentos

Mejor Personal							Mejor de la sesión							B Cruzando por el pit lane						
Vlt.	Tiempo	Sector 1	Sector 2	Sector 3	Km/h	T. Sesión	Vlt.	Tiempo	Sector 1	Sector 2	Sector 3	Km/h	T. Sesión	Vlt.	Tiempo	Sector 1	Sector 2	Sector 3	Km/h	T. Sesión
7	1:44.082	27.766	38.731	37.585	136.0	12:16.976	4	1:41.948	27.254	37.888	36.806	138.9	6:55.928							
8	1:44.854	27.761	39.455	37.638	135.0	14:01.830	5	1:42.405	27.603	37.943	36.859	138.3	8:38.333							
9	1:44.312	27.889	38.487	37.936	135.7	15:46.142	6	1:41.806	27.213	37.853	36.740	139.1	10:20.139							
10	1:44.138	27.841	38.629	37.668	136.0	17:30.280	7	1:41.838	27.198	37.773	36.867	139.0	12:01.977							
11	1:44.555	28.070	38.707	37.778	135.4	19:14.835	8	1:41.933	27.157	37.919	36.857	138.9	13:43.910							
12	1:43.603	27.820	38.198	37.585	136.7	20:58.438	9	1:42.216	27.260	38.029	36.927	138.5	15:26.126							
13	1:44.938	27.823	39.197	37.918	134.9	22:43.376	10	1:42.136	27.269	37.990	36.877	138.6	17:08.262							
14	1:44.369	27.874	38.736	37.759	135.7	24:27.745	11	1:41.936	27.296	37.800	36.840	138.9	18:50.198							
15	1:44.280	27.802	38.644	37.834	135.8	26:12.025	12	1:41.859	27.289	37.758	36.812	139.0	20:32.057							
16	1:44.150	28.073	38.499	37.578	135.9	27:56.175	13	1:41.993	27.387	37.741	36.865	138.8	22:14.050							
17	1:44.537	27.880	38.602	38.055	135.4	29:40.712	14	1:42.179	27.410	37.847	36.922	138.6	23:56.229							
19	JOAN DIAZ					ESP	15	1:41.786	27.318	37.681	36.787	139.1	25:38.015							
	I+DENT RACING TEAM						16	1:41.761	27.233	37.738	36.790	139.1	27:19.776							
1	1:52.491	34.617	39.426	38.448	125.9	1:52.491	17	1:42.110	27.158	37.764	37.188	138.7	29:01.886							
2	1:42.839	27.363	38.156	37.320	137.7	3:35.330														
3	1:43.235	27.940	38.256	37.039	137.2	5:18.565														
4	1:42.520	27.083	38.237	37.200	138.1	7:01.085														
5	1:42.037	27.133	37.957	36.947	138.8	8:43.122														
6	1:41.823	27.148	37.828	36.847	139.1	10:24.945														
7	1:42.377	27.445	37.956	36.976	138.3	12:07.322														
8	1:42.206	27.189	38.069	36.948	138.5	13:49.528														
9	1:42.326	27.164	38.075	37.087	138.4	15:31.854														
10	1:42.688	27.373	38.263	37.052	137.9	17:14.542														
11	1:42.613	27.401	38.214	36.998	138.0	18:57.155														
12	1:42.399	27.330	38.149	36.920	138.3	20:39.554														
13	1:42.656	27.444	38.166	37.046	137.9	22:22.210														
14	1:42.726	27.329	38.310	37.087	137.8	24:04.936														
15	1:42.768	27.416	38.285	37.067	137.8	25:47.704														
16	1:42.842	27.482	38.255	37.105	137.7	27:30.546														
17	1:43.137	27.439	38.496	37.202	137.3	29:13.683														
26	FRANCISCO JAVIER RUIZ					ESP	9	1:44.094	27.763	38.500	37.831	136.0	15:48.549							
	MDR COMPETICION						10	1:44.762	28.103	38.742	37.917	135.2	17:33.311							
1	1:53.583	36.223	39.329	38.031	124.7	1:53.583	11	1:44.449	28.053	38.580	37.816	135.6	19:17.760							
2	1:44.525	27.921	38.833	37.771	135.5	3:38.108	12	1:44.481	27.991	38.613	37.877	135.5	21:02.241							
3	1:44.382	27.724	38.744	37.914	135.6	5:22.490	13	1:44.478	27.906	38.820	37.752	135.5	22:46.719							
4	1:44.390	27.706	38.801	37.883	135.6	7:06.880	14	1:44.126	27.795	38.683	37.648	136.0	24:30.845							
5	1:44.212	27.756	38.565	37.891	135.9	8:51.092	15	1:44.234	27.761	38.518	37.955	135.8	26:15.079							
6	1:44.469	27.907	38.625	37.937	135.5	10:35.561	16	1:44.484	27.883	38.715	37.886	135.5	27:59.563							
7	1:44.721	27.899	38.740	38.082	135.2	12:20.282	17	1:44.935	27.992	38.891	38.052	134.9	29:44.498							
8	1:44.173	27.759	38.625	37.789	135.9	14:04.455														
27	BENEDETTO RASA					ITA	1	1:58.710	37.420	40.296	40.994	119.3	1:58.710							
	YAMAHA GV STRATOS						2	1:47.886	28.644	40.050	39.192	131.2	3:46.596							
1	1:58.710	37.420	40.296	40.994	119.3	1:58.710	3	1:48.246	28.624	40.417	39.205	130.8	5:34.842							
2	1:47.886	28.644	40.050	39.192	131.2	3:46.596	4	1:48.489	28.901	40.250	39.338	130.5	7:23.331							
3	1:48.246	28.624	40.417	39.205	130.8	5:34.842	5	1:47.946	29.008	40.082	38.856	131.2	9:11.277							
4	1:48.489	28.901	40.250	39.338	130.5	7:23.331	6	1:47.954	28.663	40.299	38.992	131.2	10:59.231							
5	1:47.946	29.008	40.082	38.856	131.2	9:11.277	7	1:48.176	28.999	40.307	38.870	130.9	12:47.407							
6	1:47.954	28.663	40.299	38.992	131.2	10:59.231	8	1:48.160	29.010	40.112	39.038	130.9	14:35.567							
7	1:48.176	28.999	40.307	38.870	130.9	12:47.407	9	1:48.072	29.003	40.079	38.990	131.0	16:23.639							
8	1:48.160	29.010	40.112	39.038	130.9	14:35.567	10	1:48.094	28.804	40.132	39.158	131.0	18:11.733							
9	1:48.072	29.003	40.079	38.990	131.0	16:23.639	11	1:47.931	28.825	40.000	39.106	131.2	19:59.664							
10	1:48.094	28.804	40.132	39.158	131.0	18:11.733	12	1:49.103	29.505	40.497	39.101	129.8	21:48.767							
11	1:47.931	28.825	40.000	39.106	131.2	19:59.664	13	1:48.426	28.867	40.368	39.191	130.6	23:37.193							
12	1:49.103	29.505	40.497	39.101	129.8	21:48.767	14	1:48.922	29.281	40.420	39.221	130.0	25:26.115							
13	1:48.426	28.867	40.368	39.191	130.6	23:37.193	15	1:49.388	29.178	40.669	39.541	129.4	27:15.503							
14	1:48.922	29.281	40.420	39.221	130.0	25:26.115	16	1:54.012	34.232	40.647	39.133	124.2	29:09.515							
15	1:49.388	29.178	40.669	39.541	129.4	27:15.503														
16	1:54.012	34.232	40.647	39.133	124.2	29:09.515														
34	HARRY KHOURI					AUS	1	1:52.094	34.987	39.096	38.011	126.3	1:52.094							
	ANDOTRANS TEAM TORRENTÓ																			
1	1:52.094	34.987	39.096	38.011	126.3	1:52.094														





Supersport NG

ESBK - CTO. ESPAÑA DE VELOCIDAD

CARRERA 1


CIRCUITO DE NAVARRA 3.933 m.

Análisis de sectores lentos

■ Mejor Personal ■ Mejor de la sesión ■ Cruzando por el pit lane

Vlt.	Tiempo	Sector 1	Sector 2	Sector 3	Km/h	T. Sesión	Vlt.	Tiempo	Sector 1	Sector 2	Sector 3	Km/h	T. Sesión			
2	1:43.052	27.207	38.314	37.531	137.4	3:35.146	54 JESUS RIOS MRE TALENT ESP	1	1:50.686	34.467	38.741	37.478	127.9	1:50.686		
3	1:43.980	27.818	38.403	37.759	136.2	5:19.126		2	1:42.392	27.261	38.036	37.095	138.3	3:33.078		
4	1:43.237	27.396	38.260	37.581	137.1	7:02.363		3	1:42.152	27.270	37.975	36.907	138.6	5:15.230		
5	1:43.017	27.341	38.283	37.393	137.4	8:45.380		4	2:08.535	27.225	38.010	1:03.300	110.2	7:23.765		
6	1:43.138	27.330	38.421	37.387	137.3	10:28.518		5	1:43.640	27.905	38.245	37.490	136.6	9:07.405		
7	1:43.339	27.388	38.307	37.644	137.0	12:11.857		6	1:43.572	27.756	38.469	37.347	136.7	10:50.977		
8	1:43.668	27.448	38.510	37.710	136.6	13:55.525		7	1:43.652	27.841	38.538	37.273	136.6	12:34.629		
9	1:43.633	27.402	38.508	37.723	136.6	15:39.158		8	1:43.913	27.618	38.707	37.588	136.3	14:18.542		
10	1:43.813	27.447	38.486	37.880	136.4	17:22.971		9	1:43.586	27.697	38.567	37.322	136.7	16:02.128		
11	1:43.613	27.522	38.491	37.600	136.7	19:06.584		10	1:43.537	27.652	38.567	37.318	136.8	17:45.665		
12	1:43.653	27.558	38.409	37.686	136.6	20:50.237		11	1:43.576	27.706	38.495	37.375	136.7	19:29.241		
13	1:44.019	27.542	38.766	37.711	136.1	22:34.256		12	1:43.991	27.765	38.630	37.596	136.2	21:13.232		
14	1:43.760	27.663	38.582	37.515	136.5	24:18.016		13	1:44.073	27.891	38.636	37.546	136.0	22:57.305		
15	1:43.595	27.612	38.385	37.598	136.7	26:01.611		14	1:44.491	27.862	38.863	37.766	135.5	24:41.796		
16	1:43.560	27.631	38.409	37.520	136.7	27:45.171		15	1:44.523	27.917	38.874	37.732	135.5	26:26.319		
17	1:44.176	27.636	38.664	37.876	135.9	29:29.347		16	1:45.186	28.143	39.062	37.981	134.6	28:11.505		
								17	1:45.746	28.369	39.311	38.066	133.9	29:57.251		
37 MAURO GONZALEZ TEAM SPEED RACING ESP	1	1:48.798	33.495	38.363	36.940	130.1	1:48.798	57 DANIEL MUÑOZ SP57 RACING TEAM ESP YAMAHA	1	1:49.456	33.975	38.389	37.092	129.4	1:49.456	
	2	1:43.115	27.273	38.463	37.379	137.3	3:31.913		2	1:42.164	27.215	38.019	36.930	138.6	3:31.620	
	3	1:42.186	27.065	37.884	37.237	138.6	5:14.099		3	1:41.858	26.923	38.036	36.899	139.0	5:13.478	
	4	1:42.689	27.288	38.420	36.981	137.9	6:56.788		4	1:41.856	26.943	38.010	36.903	139.0	6:55.334	
	5	1:41.887	27.126	37.935	36.826	139.0	8:38.675		5	1:41.851	26.990	37.938	36.923	139.0	8:37.185	
	6	1:42.060	27.116	38.149	36.795	138.7	10:20.735		6	1:42.188	27.034	38.206	36.948	138.6	10:19.373	
	7	1:41.899	27.097	37.998	36.804	138.9	12:02.634		7	1:41.984	27.019	38.003	36.962	138.8	12:01.357	
	8	1:41.875	26.890	38.027	36.958	139.0	13:44.509		8	1:42.337	27.268	38.127	36.942	138.4	13:43.694	
	9	1:41.998	27.105	38.119	36.774	138.8	15:26.507		9	1:42.181	26.931	38.282	36.968	138.6	15:25.875	
	10	1:42.185	27.201	38.099	36.885	138.6	17:08.692		10	1:42.214	27.075	38.132	37.007	138.5	17:08.089	
	11	1:41.965	27.220	37.985	36.760	138.9	18:50.657		11	1:43.768	26.974	37.982	38.812	136.4	18:51.857	
	12	1:42.087	27.244	37.981	36.862	138.7	20:32.744		12	1:42.031	27.162	38.002	36.867	138.8	20:33.888	
	13	1:41.838	27.166	37.955	36.717	139.0	22:14.582		13	1:43.339	28.108	38.261	36.970	137.0	22:17.227	
	14	1:41.792	27.105	37.930	36.757	139.1	23:56.374		14	1:43.671	28.388	38.186	37.097	136.6	24:00.898	
	15	1:42.159	27.448	37.849	36.862	138.6	25:38.533		15	1:44.048	27.846	38.362	37.840	136.1	25:44.946	
	16	1:42.513	27.294	38.262	36.957	138.1	27:21.046		16	1:43.249	27.513	38.420	37.316	137.1	27:28.195	
	17	1:43.290	27.572	38.423	37.295	137.1	29:04.336		17	1:43.101	27.237	38.499	37.365	137.3	29:11.296	
43 SIMON JESPERSEN YAMAHA TEAM SCANDINAVIA DNK YAMAHA	1	1:50.715	34.191	38.848	37.676	127.9	1:50.715	72 YERAY RUIZ MDR COMPETICION ESP YAMAHA	1	2:00.625	B	42.421	39.959	38.245	117.4	2:00.625
	2	1:41.447	26.956	37.836	36.655	139.6	3:32.162		2	1:43.692	27.565	38.595	37.532	136.5	3:44.317	
	3	1:42.057	27.226	37.976	36.855	138.7	5:14.219		3	1:43.567	27.507	38.589	37.471	136.7	5:27.884	
	4	1:41.738	27.283	37.857	36.598	139.2	6:55.957		4	1:43.382	27.521	38.413	37.448	137.0	7:11.266	
	5	1:41.993	27.305	37.861	36.827	138.8	8:37.950		5	1:43.140	27.582	38.142	37.416	137.3	8:54.406	
	6	1:41.716	27.047	37.886	36.783	139.2	10:19.666		6	1:42.758	27.476	38.168	37.114	137.8	10:37.164	
	7	1:41.652	26.982	37.949	36.721	139.3	12:01.318		7	1:43.122	27.389	38.503	37.230	137.3	12:20.286	
	8	1:41.936	27.217	37.901	36.818	138.9	13:43.254		8	1:43.269	27.478	38.356	37.435	137.1	14:03.555	
	9	1:42.199	27.237	37.997	36.965	138.5	15:25.453		9	1:43.096	27.417	38.328	37.351	137.3	15:46.651	
	10	1:41.885	27.342	37.867	36.676	139.0	17:07.338		10	1:43.972	27.757	38.784	37.431	136.2	17:30.623	
	11	1:41.967	27.186	37.962	36.819	138.9	18:49.305		11	1:43.934	27.548	38.408	37.978	136.2	19:14.557	
	12	1:41.686	27.185	37.775	36.726	139.2	20:30.991		12	1:42.946	27.644	38.138	37.164	137.5	20:57.503	
	13	1:41.744	27.068	37.906	36.770	139.2	22:12.735									
	14	1:41.910	27.241	37.815	36.854	138.9	23:54.645									
	15	1:41.698	27.169	37.833	36.696	139.2	25:36.343									
	16	1:41.654	27.177	37.798	36.679	139.3	27:17.997									
	17	1:41.441	27.073	37.700	36.668	139.6	28:59.438									





Supersport NG

ESBK - CTO. ESPAÑA DE VELOCIDAD


CARRERA 1

Análisis de sectores lentos

■ Mejor Personal ■ Mejor de la sesión ■ Cruzando por el pit lane

Vlt.	Tiempo	Sector 1	Sector 2	Sector 3	Km/h	T. Sesión	Vlt.	Tiempo	Sector 1	Sector 2	Sector 3	Km/h	T. Sesión	
76	JULIAN GIRAL ESP LA SCUDERIA- DUCATI CORSE							15	1:44.381	27.660	38.632	38.089	135.6	25:59.698
	1	1:49.056	33.622	38.405	37.029	129.8	16	1:44.573	27.482	39.271	37.820	135.4	27:44.271	
	2	1:41.968	27.105	37.884	36.979	138.9	17	1:44.024	28.212	38.521	37.291	136.1	29:28.295	
	3	1:41.783	27.134	37.670	36.979	139.1								
	4	1:41.818	27.097	37.859	36.862	139.1								
	5	1:41.646	27.027	37.787	36.832	139.3								
	6	1:41.736	26.952	37.749	37.035	139.2								
	7	1:41.542	26.869	37.809	36.864	139.4								
	8	1:41.951	26.888	37.978	37.085	138.9								
	9	1:42.682	27.332	38.203	37.147	137.9								
	10	1:42.206	27.166	37.860	37.180	138.5								
	11	1:42.418	27.273	38.173	36.972	138.2								
	12	1:41.958	27.103	37.927	36.928	138.9								
	13	1:41.834	27.066	37.943	36.825	139.0								
	14	1:42.960	27.710	38.179	37.071	137.5								
	15	1:41.873	27.138	37.806	36.929	139.0								
	16	1:42.015	27.157	37.970	36.888	138.8								
	17	1:42.671	27.182	38.067	37.422	137.9								
92	NIL ROIG ESP MOTAP RACING TEAM YAMAHA													
	1	1:52.181	34.855	39.416	37.910	126.2								
	2	1:43.144	27.314	38.344	37.486	137.3								
	3	1:42.549	27.364	38.008	37.177	138.1								
	4	1:42.440	27.218	38.171	37.051	138.2								
	5	1:42.758	27.350	38.266	37.142	137.8								
	6	1:42.470	27.328	38.051	37.091	138.2								
	7	1:42.747	27.206	38.255	37.286	137.8								
	8	1:43.101	27.367	38.406	37.328	137.3								
	9	1:43.675	27.495	38.809	37.371	136.6								
	10	1:43.614	27.615	38.554	37.445	136.6								
	11	1:43.897	27.657	38.630	37.610	136.3								
	12	1:43.711	27.641	38.613	37.457	136.5								
	13	1:43.983	27.670	38.673	37.640	136.2								
	14	1:44.325	27.846	38.871	37.608	135.7								
	15	1:44.630	27.770	38.882	37.978	135.3								
	16	1:45.014	27.811	39.230	37.973	134.8								
	17	1:44.972	28.146	38.912	37.914	134.9								
81	JOAN SANTOS ESP YAMAHA GV STRATOS YAMAHA													
	1	1:54.585	35.998	39.898	38.689	123.6								
	2	1:44.482	28.082	38.659	37.741	135.5								
	3	1:44.205	27.956	38.518	37.731	135.9								
	4	1:44.437	28.007	38.787	37.643	135.6								
	5	1:49.466	32.774	38.848	37.844	129.3								
	6	1:48.827	32.060	38.958	37.809	130.1								
	7	1:44.756	28.285	38.631	37.840	135.2								
	8	1:45.151	28.290	38.759	38.102	134.7								
	9	1:45.323	28.191	39.167	37.965	134.4								
	10	1:45.340	28.105	39.337	37.898	134.4								
	11	1:44.758	28.025	38.828	37.905	135.2								
	12	1:45.474	28.425	38.964	38.085	134.2								
	13	1:45.183	28.344	38.935	37.904	134.6								
	14	1:44.720	28.235	38.733	37.752	135.2								
	15	1:44.696	28.253	38.797	37.646	135.2								
	16	1:44.612	28.178	38.687	37.747	135.3								
	17	1:45.288	28.412	39.020	37.856	134.5								
83	JUAN RODRIGUEZ ESP I+ DENT RACING TEAM													
	1	1:52.520	35.091	39.391	38.038	125.8								
	2	1:43.158	27.472	38.257	37.429	137.3								
	3	1:43.313	27.419	38.665	37.229	137.0								
	4	1:42.574	27.270	38.140	37.164	138.0								
	5	1:43.000	27.346	38.368	37.286	137.5								
	6	1:43.204	27.467	38.434	37.303	137.2								
	7	1:43.035	27.467	38.388	37.180	137.4								
	8	1:43.254	27.386	38.571	37.297	137.1								
	9	1:43.408	27.485	38.614	37.309	136.9								
	10	1:43.545	27.610	38.546	37.389	136.7								
	11	1:43.532	27.635	38.523	37.374	136.8								
	12	1:43.504	27.623	38.524	37.357	136.8								
	13	1:43.675	27.679	38.561	37.435	136.6								
	14	1:43.595	27.724	38.511	37.360	136.7								



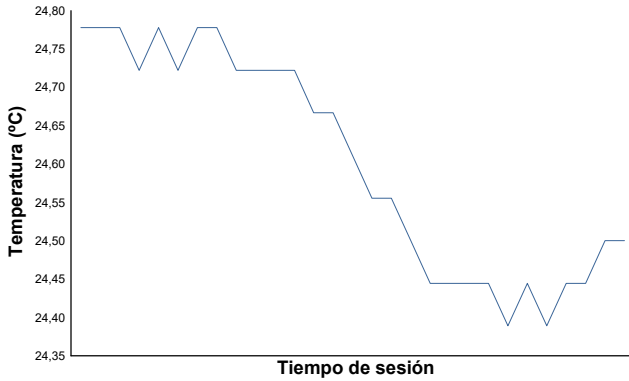


ESBK - CTO. ESPAÑA DE VELOCIDAD

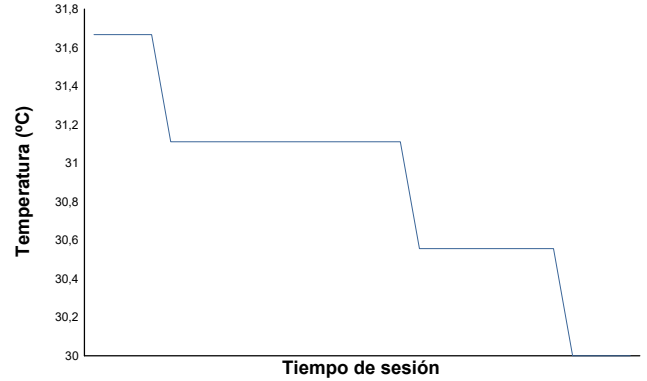
Supersport NG
CARRERA 1

Informe meteorológico

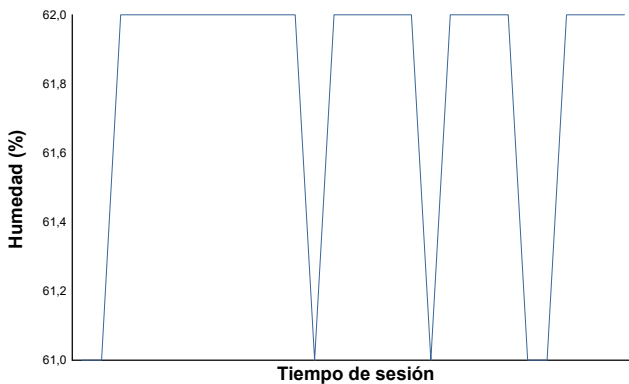
Temperatura del Aire



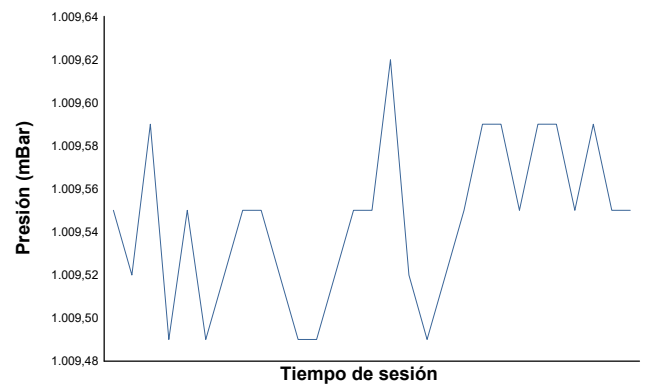
Temperatura de la Pista



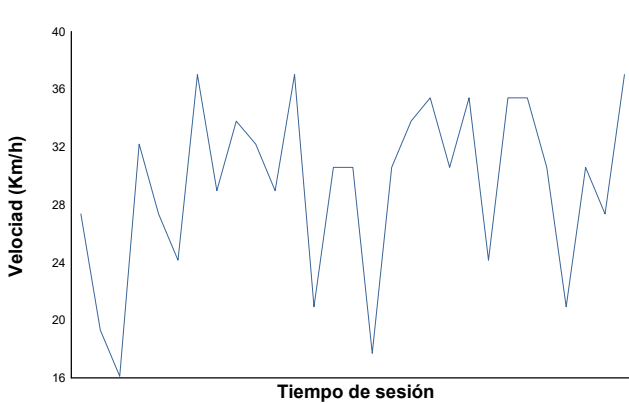
Humedad



Presión

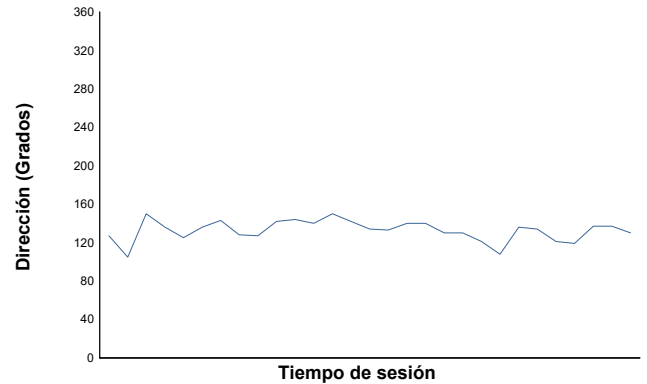


Velocidad del viento



Dirección del viento

Norte=0°/360° Este=90° Sur=180° Oeste=270°



Estado de pista: **SECO**

