

SS 300

ESBK - CTO. ESPAÑA DE VELOCIDAD CARRERA 2 (13 Vlt., 51,1 km.)

Clasificación

| Nº Piloto | Nac | Equipo | Moto | Neum.CI. | Vlts. | Tiempo Total | Dif. | Km/h | Mejor Vuelta | |
|-----------------------------------|-----|----------------------------|----------|-----------|-------|--------------|-----------|-------|--------------|----------------|
| | | | | | | | | | Vlt. | Tiempo Km/h |
| 1 33 GONZALO SANCHEZ | ESP | ARCO MOTOR UNIVERSITY TEAM | YAMAHA | Pirelli | 13 | 24:48.218 | - | 123.7 | 13 | 1:52.742 125.6 |
| 2 62 BLAI TRIAS | ESP | ILUSION RACING | KAWASAKI | Pirelli K | 13 | 24:48.471 | +0.253 | 123.7 | 3 | 1:53.077 125.2 |
| 3 79 TOMAS MARIA GONÇALVES ALONSO | PRT | QUARESMA RACING TEAM | KAWASAKI | Pirelli K | 13 | 24:49.049 | +0.831 | 123.6 | 9 | 1:53.382 124.9 |
| 4 26 DANIEL OCETE | ESP | I-DENT JUNIOR RACING TEAM | YAMAHA | Pirelli | 13 | 24:49.386 | +1.168 | 123.6 | 12 | 1:52.782 125.5 |
| 5 44 ADRIAN COVARRUBIAS | ESP | PM MOTORSPORT- BULTACO | KAWASAKI | Pirelli K | 13 | 24:49.435 | +1.217 | 123.6 | 3 | 1:53.101 125.2 |
| 6 55 UNAI CALATAYUD | ESP | ARCO MOTOR UNIVERSITY TEAM | YAMAHA | Pirelli | 13 | 24:49.526 | +1.308 | 123.6 | 12 | 1:53.062 125.2 |
| 7 47 ANTONIO TORRES | ESP | DEZA-BOX 77 RACING TEAM | KAWASAKI | Pirelli K | 13 | 24:59.192 | +10.974 | 122.8 | 5 | 1:53.246 125.0 |
| 8 35 VARIS FLEMING | AUS | MOTAP RACING TEAM | KAWASAKI | Pirelli K | 13 | 25:05.373 | +17.155 | 122.3 | 3 | 1:53.903 124.3 |
| 9 80 CAMERON RENDE | AUS | MOTAP RACING TEAM | KAWASAKI | Pirelli K | 13 | 25:05.572 | +17.354 | 122.3 | 3 | 1:53.831 124.4 |
| 10 71 IVAN BOLAÑO | ESP | DEZA - BOX 77 RACING TEAM | KAWASAKI | Pirelli K | 13 | 25:05.782 | +17.564 | 122.2 | 13 | 1:54.409 123.8 |
| 11 2 NATALIA RIVERA | ESP | I-DENT JUNIOR RACING TEAM | YAMAHA | Pirelli | 13 | 25:06.011 | +17.793 | 122.2 | 3 | 1:54.219 124.0 |
| 12 76 GONÇALO DIAS | PRT | VRC TEAM | KAWASAKI | Pirelli K | 13 | 25:10.447 | +22.229 | 121.9 | 13 | 1:55.164 122.9 |
| 13 34 ERIK GARCIA | ESP | VRC TEAM | KAWASAKI | Pirelli K | 13 | 25:10.454 | +22.236 | 121.9 | 5 | 1:54.868 123.3 |
| 14 18 IVAN MUÑOZ | ESP | DEZA - BOX 77 RACING TEAM | KAWASAKI | Pirelli K | 13 | 25:10.777 | +22.559 | 121.8 | 5 | 1:54.646 123.5 |
| 15 23 JORDI RAPOSEIRAS | AND | ALMA RACING | KAWASAKI | Pirelli K | 13 | 25:24.800 | +36.582 | 120.7 | 12 | 1:55.723 122.4 |
| 16 88 TOMAS MARIN | COL | DEZA-BOX 77 RACING TEAM | KAWASAKI | Pirelli K | 13 | 25:24.942 | +36.724 | 120.7 | 13 | 1:55.817 122.3 |
| 17 16 ELMER JOEL LIRA | CRI | MOTAP RACING TEAM | KAWASAKI | Pirelli K | 13 | 25:35.481 | +47.263 | 119.9 | 3 | 1:56.276 121.8 |
| 18 73 RYUNOSUKE NAKAMURA | JPN | MDR COMPETICIÓN | YAMAHA | Pirelli | 13 | 25:35.981 | +47.763 | 119.8 | 2 | 1:56.119 121.9 |
| 19 32 RODRIGO VALENTE MARTINS | PRT | ILUSION RACING | KAWASAKI | Pirelli K | 13 | 25:48.628 | +1:00.410 | 118.9 | 5 | 1:55.293 122.8 |

Retirados

| | | | | | | | | | | |
|----------------------------|-----|--------------------------------|----------|-----------|---|-----------|--|--|---|----------------|
| 4 CAROLINA MANZANO | ESP | XE TAEDA GRUPO RACING | KAWASAKI | Pirelli K | 8 | 15:31.441 | | | 6 | 1:54.844 123.3 |
| 21 RAFAEL DA SILVA SANTANA | BRA | KAWASAKI PL RACING JUNIOR TEAM | KAWASAKI | Pirelli K | 7 | 13:50.439 | | | 3 | 1:56.103 122.0 |
| 61 URIEL HIDALGO | ESP | DEZA BOX 77 RACING TEAM | KAWASAKI | Pirelli K | 5 | 9:34.923 | | | 5 | 1:53.060 125.2 |
| 43 HODEI MARTINEZ | ESP | ARCO MOTO UNIVERSITY | YAMAHA | Pirelli | 1 | 5:53.748 | | | | |

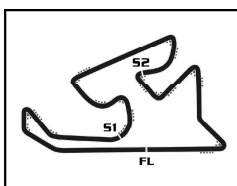
| | | | |
|-----------------------|-------------------------|----------|------------|
| Pole: | GONZALO SANCHEZ | 1:52.456 | 125.9 Km/h |
| Vuelta rápida: | Vlt. 13 GONZALO SANCHEZ | 1:52.742 | 125.6 Km/h |

Hora de publicación:

Estado de pista: **SECO**

| | |
|--|---|
| Race Director: Maximo Guerrero | Timekeeper: Juan Carlos Jodra |
|--|---|





CIRCUITO DE NAVARRA 3.933 m.

SS 300

ESBK - CTO. ESPAÑA DE VELOCIDAD
CARRERA 2 (13 Vlt., 51,1 km.)

Clasificación por Clase

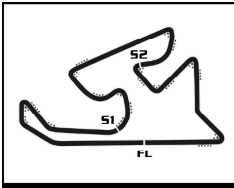
| NºPiloto | Nac | Equipo | Moto | Vlts. | Tiempo Total | Dif. Km/h | Mejor Vuelta | | | | |
|------------------|-------------------------|------------------------------|--------------------------------|---------------------------|--------------|-----------|--------------|-----------------|----------|----------|-------|
| | | | | | | | Vlt. | Tiempo Km/h | | | |
| K | | | | | | | | | | | |
| 1 | 62 | BLAI TRIAS | ESP | ILUSION RACING | KAWASAKI | 13 | 24:48.471 | 123.7 | 3 | 1:53.077 | 125.2 |
| 2 | 79 | TOMAS MARIA GONÇALVES ALONSO | PRT | QUARESMA RACING TEAM | KAWASAKI | 13 | 24:49.049 | +0.578 123.6 | 9 | 1:53.382 | 124.9 |
| 3 | 44 | ADRIAN COVARRUBIAS | ESP | PM MOTORSPORT- BULTACO | KAWASAKI | 13 | 24:49.435 | +0.964 123.6 | 3 | 1:53.101 | 125.2 |
| 4 | 47 | ANTONIO TORRES | ESP | DEZA-BOX 77 RACING TEAM | KAWASAKI | 13 | 24:59.192 | +10.721 122.8 | 5 | 1:53.246 | 125.0 |
| 5 | 35 | VARIS FLEMING | AUS | MOTAP RACING TEAM | KAWASAKI | 13 | 25:05.373 | +16.902 122.3 | 3 | 1:53.903 | 124.3 |
| 6 | 80 | CAMERON RENDE | AUS | MOTAP RACING TEAM | KAWASAKI | 13 | 25:05.572 | +17.101 122.3 | 3 | 1:53.831 | 124.4 |
| 7 | 71 | IVAN BOLAÑO | ESP | DEZA - BOX 77 RACING TEAM | KAWASAKI | 13 | 25:05.782 | +17.311 122.2 | 13 | 1:54.409 | 123.8 |
| 8 | 76 | GONÇALO DIAS | PRT | VRC TEAM | KAWASAKI | 13 | 25:10.447 | +21.976 121.9 | 13 | 1:55.164 | 122.9 |
| 9 | 34 | ERIK GARCIA | ESP | VRC TEAM | KAWASAKI | 13 | 25:10.454 | +21.983 121.9 | 5 | 1:54.868 | 123.3 |
| 10 | 18 | IVAN MUÑOZ | ESP | DEZA - BOX 77 RACING TEAM | KAWASAKI | 13 | 25:10.777 | +22.306 121.8 | 5 | 1:54.646 | 123.5 |
| 11 | 23 | JORDI RAPOSEIRAS | AND | ALMA RACING | KAWASAKI | 13 | 25:24.800 | +36.329 120.7 | 12 | 1:55.723 | 122.4 |
| 12 | 88 | TOMAS MARIN | COL | DEZA-BOX 77 RACING TEAM | KAWASAKI | 13 | 25:24.942 | +36.471 120.7 | 13 | 1:55.817 | 122.3 |
| 13 | 16 | ELMER JOEL LIRA | CRI | MOTAP RACING TEAM | KAWASAKI | 13 | 25:35.481 | +47.010 119.9 | 3 | 1:56.276 | 121.8 |
| 14 | 32 | RODRIGO VALENTE MARTINS | PRT | ILUSION RACING | KAWASAKI | 13 | 25:48.628 | +1'00.157 118.9 | 5 | 1:55.293 | 122.8 |
| Retirados | | | | | | | | | | | |
| 4 | CAROLINA MANZANO | ESP | XE TAEDA GRUPO RACING | KAWASAKI | 8 | 15:31.441 | 5 Vlt. | 6 | 1:54.844 | 123.3 | |
| 21 | RAFAEL DA SILVA SANTANA | BRA | KAWASAKI PL RACING JUNIOR TEAM | KAWASAKI | 7 | 13:50.439 | 6 Vlt. | 3 | 1:56.103 | 122.0 | |
| 61 | URIEL HIDALGO | ESP | DEZA BOX 77 RACING TEAM | KAWASAKI | 5 | 9:34.923 | 8 Vlt. | 5 | 1:53.060 | 125.2 | |

Hora de publicación:

Estado de pista: **SECO**

| | |
|--|---|
| Race Director: Maximo Guerrero | Timekeeper: Juan Carlos Jodra |
|--|---|







SS 300
ESBK - CTO. ESPAÑA DE VELOCIDAD
CARRERA 2

Planing

| Nº | Pos | Parrilla | Vit. | | | | | | | | | | | | |
|----|-----|----------|------|----|----|----|----|----|----|----|----|----|----|----|----|
| | | | 1 | 2 | 3 | 4 | 5 | 6 | 7 | 8 | 9 | 10 | 11 | 12 | 13 |
| 33 | 1 | 33 | 33 | 33 | 33 | 55 | 55 | 33 | 62 | 62 | 62 | 33 | 79 | 79 | 33 |
| 55 | 2 | 55 | 55 | 55 | 62 | 62 | 62 | 33 | 33 | 33 | 62 | 62 | 62 | 62 | 62 |
| 62 | 3 | 62 | 61 | 62 | 62 | 33 | 33 | 55 | 55 | 55 | 79 | 33 | 33 | 79 | 79 |
| 47 | 4 | 47 | 62 | 61 | 61 | 61 | 61 | 44 | 79 | 79 | 79 | 55 | 44 | 44 | 26 |
| 44 | 5 | 44 | 47 | 47 | 47 | 44 | 44 | 47 | 26 | 26 | 26 | 44 | 55 | 55 | 44 |
| 61 | 6 | 61 | 44 | 79 | 44 | 47 | 47 | 26 | 44 | 44 | 44 | 26 | 26 | 26 | 55 |
| 79 | 7 | 79 | 79 | 44 | 79 | 79 | 26 | 79 | 47 | 47 | 47 | 47 | 47 | 47 | 47 |
| 71 | 8 | 71 | 71 | 26 | 26 | 26 | 79 | 80 | 80 | 80 | 35 | 80 | 35 | 35 | 35 |
| 35 | 9 | 35 | 26 | 71 | 80 | 80 | 80 | 35 | 35 | 35 | 80 | 35 | 80 | 80 | 80 |
| 26 | 10 | 26 | 35 | 80 | 71 | 71 | 71 | 2 | 2 | 71 | 71 | 71 | 71 | 71 | 71 |
| 2 | 11 | 2 | 32 | 35 | 35 | 35 | 35 | 2 | 71 | 71 | 2 | 2 | 2 | 2 | 2 |
| 32 | 12 | 32 | 80 | 2 | 2 | 2 | 2 | 4 | 4 | 4 | 76 | 76 | 18 | 18 | 76 |
| 80 | 13 | 80 | 2 | 4 | 4 | 4 | 4 | 18 | 18 | 18 | 18 | 18 | 76 | 34 | 34 |
| 76 | 14 | 76 | 76 | 76 | 76 | 76 | 76 | 76 | 76 | 34 | 34 | 34 | 76 | 18 | 18 |
| 23 | 15 | 23 | 4 | 34 | 18 | 18 | 18 | 34 | 34 | 34 | 23 | 23 | 88 | 23 | 23 |
| 43 | 16 | 43 | 23 | 18 | 34 | 34 | 34 | 23 | 23 | 23 | 88 | 88 | 23 | 88 | 88 |
| 4 | 17 | 4 | 34 | 23 | 23 | 23 | 23 | 88 | 88 | 88 | 16 | 16 | 16 | 16 | 16 |
| 34 | 18 | 34 | 18 | 16 | 16 | 88 | 88 | 16 | 21 | 73 | 73 | 73 | 73 | 73 | 73 |
| 88 | 19 | 88 | 16 | 88 | 73 | 73 | 16 | 73 | 16 | 16 | 32 | 32 | 32 | 32 | 32 |
| 73 | 20 | 73 | 88 | 73 | 88 | 16 | 73 | 21 | 73 | 32 | | | | | |
| 16 | 21 | 16 | 73 | 21 | 21 | 21 | 21 | 32 | 32 | | | | | | |
| 21 | 22 | 21 | 21 | 32 | 32 | 32 | 32 | | | | | | | | |
| 18 | 23 | 18 | 43 | | | | | | | | | | | | |





SS 300

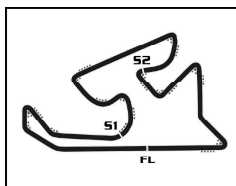
ESBK - CTO. ESPAÑA DE VELOCIDAD

CARRERA 2

Mejores tiempos de sector

| Sector 1 | | | Sector 2 | | | Sector 3 | | | Pos | Nº Piloto | Vuelta Ideal | Mejor Vuelta |
|----------|-----------------------|--------|-----------------------|--------|-----------------------|----------|-----|-----------------------|----------|-----------|--------------|--------------|
| Pos | Nº Piloto | Tiempo | Nº Piloto | Tiempo | Nº Piloto | Tiempo | Pos | Nº Piloto | | | | |
| 1 | 33 G.SANCHEZ | 30.634 | 33 G.SANCHEZ | 40.617 | 26 D.OCETE | 40.963 | 1 | 33 G.SANCHEZ | 1:52.332 | 1:52.742 | (1) | |
| 2 | 79 T.GONÇALVES ALONSO | 30.688 | 26 D.OCETE | 40.795 | 62 B.TRIAS | 41.024 | 2 | 79 T.GONÇALVES ALONSO | 1:52.624 | 1:53.382 | (8) | |
| 3 | 61 U.HIDALGO | 30.736 | 44 A.COVARRUBIAS | 40.805 | 79 T.GONÇALVES ALONSO | 41.028 | 3 | 26 D.OCETE | 1:52.641 | 1:52.782 | (2) | |
| 4 | 62 B.TRIAS | 30.762 | 47 A.TORRES | 40.843 | 44 A.COVARRUBIAS | 41.033 | 4 | 62 B.TRIAS | 1:52.661 | 1:53.077 | (5) | |
| 5 | 55 U.CALATAYUD | 30.777 | 62 B.TRIAS | 40.875 | 33 G.SANCHEZ | 41.081 | 5 | 44 A.COVARRUBIAS | 1:52.719 | 1:53.101 | (6) | |
| 6 | 44 A.COVARRUBIAS | 30.881 | 79 T.GONÇALVES ALONSO | 40.908 | 61 U.HIDALGO | 41.109 | 6 | 55 U.CALATAYUD | 1:52.836 | 1:53.062 | (4) | |
| 7 | 26 D.OCETE | 30.883 | 55 U.CALATAYUD | 40.945 | 55 U.CALATAYUD | 41.114 | 7 | 61 U.HIDALGO | 1:52.880 | 1:53.060 | (3) | |
| 8 | 32 R.VALENTE MARTINS | 30.933 | 61 U.HIDALGO | 41.035 | 47 A.TORRES | 41.320 | 8 | 47 A.TORRES | 1:53.246 | 1:53.246 | (7) | |
| 9 | 2 N.RIVERA | 30.957 | 80 C.RENDE | 41.215 | 2 N.RIVERA | 41.395 | 9 | 80 C.RENDE | 1:53.672 | 1:53.831 | (9) | |
| 10 | 35 V.FLEMING | 30.959 | 35 V.FLEMING | 41.267 | 80 C.RENDE | 41.442 | 10 | 2 N.RIVERA | 1:53.673 | 1:54.219 | (11) | |
| 11 | 80 C.RENDE | 31.015 | 2 N.RIVERA | 41.321 | 71 I.BOLAÑO | 41.466 | 11 | 35 V.FLEMING | 1:53.826 | 1:53.903 | (10) | |
| 12 | 4 C.MANZANO | 31.018 | 71 I.BOLAÑO | 41.459 | 4 C.MANZANO | 41.535 | 12 | 71 I.BOLAÑO | 1:54.048 | 1:54.409 | (12) | |
| 13 | 34 E.GARCIA | 31.057 | 18 I.MUÑOZ | 41.710 | 35 V.FLEMING | 41.600 | 13 | 4 C.MANZANO | 1:54.266 | 1:54.844 | (14) | |
| 14 | 47 A.TORRES | 31.083 | 4 C.MANZANO | 41.713 | 32 R.VALENTE MARTINS | 41.647 | 14 | 18 I.MUÑOZ | 1:54.529 | 1:54.646 | (13) | |
| 15 | 71 I.BOLAÑO | 31.123 | 76 G.DIAS | 41.748 | 18 I.MUÑOZ | 41.693 | 15 | 32 R.VALENTE MARTINS | 1:54.679 | 1:55.293 | (17) | |
| 16 | 18 I.MUÑOZ | 31.126 | 34 E.GARCIA | 41.829 | 34 E.GARCIA | 41.801 | 16 | 34 E.GARCIA | 1:54.687 | 1:54.868 | (15) | |
| 17 | 76 G.DIAS | 31.174 | 23 J.RAPOSEIRAS | 41.951 | 76 G.DIAS | 41.849 | 17 | 76 G.DIAS | 1:54.771 | 1:55.164 | (16) | |
| 18 | 73 R.NAKAMURA | 31.211 | 88 T.MARIN | 42.005 | 88 T.MARIN | 41.870 | 18 | 88 T.MARIN | 1:55.274 | 1:55.817 | (19) | |
| 19 | 21 R.DA SILVA SANTANA | 31.354 | 21 R.DA SILVA SANTANA | 42.019 | 23 J.RAPOSEIRAS | 41.931 | 19 | 23 J.RAPOSEIRAS | 1:55.442 | 1:55.723 | (18) | |
| 20 | 16 E.LIRA | 31.369 | 32 R.VALENTE MARTINS | 42.099 | 16 E.LIRA | 42.234 | 20 | 21 R.DA SILVA SANTANA | 1:55.683 | 1:56.103 | (20) | |
| 21 | 88 T.MARIN | 31.399 | 16 E.LIRA | 42.165 | 73 R.NAKAMURA | 42.256 | 21 | 16 E.LIRA | 1:55.768 | 1:56.276 | (22) | |
| 22 | 23 J.RAPOSEIRAS | 31.560 | 73 R.NAKAMURA | 42.304 | 21 R.DA SILVA SANTANA | 42.310 | 22 | 73 R.NAKAMURA | 1:55.771 | 1:56.119 | (21) | |





CIRCUITO DE NAVARRA 3.933 m.


SS 300

ESBK - CTO. ESPAÑA DE VELOCIDAD Después de CARRERA 2

Velocidad máxima del evento

| Nº Piloto | Equipo | Moto | Clase | V.Max | Vit. | Sesión |
|---------------------------------|--------------------------------|----------|-------|-------|------|-------------------|
| 16 ELMER JOEL LIRA | MOTAP RACING TEAM | KAWASAKI | K | 201.5 | 2 | CARRERA 1 |
| 23 JORDI RAPOSEIRAS | ALMA RACING | KAWASAKI | K | 201.5 | 2 | CARRERA 1 |
| 79 TOMAS MARIA GONÇALVES ALONSO | QUARESMA RACING TEAM | KAWASAKI | K | 200.7 | 4 | CARRERA 1 |
| 32 RODRIGO VALENTE MARTINS | ILUSION RACING | KAWASAKI | K | 200.4 | 4 | CARRERA 1 |
| 34 ERIK GARCIA | VRC TEAM | KAWASAKI | K | 200.4 | 2 | CARRERA 1 |
| 35 VARIS FLEMING | MOTAP RACING TEAM | KAWASAKI | K | 200.4 | 2 | CARRERA 1 |
| 80 CAMERON RENDE | MOTAP RACING TEAM | KAWASAKI | K | 200.4 | 6 | CARRERA 1 |
| 71 IVAN BOLAÑO | DEZA - BOX 77 RACING TEAM | KAWASAKI | K | 199.6 | 8 | CARRERA 1 |
| 76 GONÇALO DIAS | VRC TEAM | KAWASAKI | K | 199.3 | 2 | CARRERA 1 |
| 61 URIEL HIDALGO | DEZA BOX 77 RACING TEAM | KAWASAKI | K | 198.9 | 10 | CARRERA 1 |
| 18 IVAN MUÑOZ | DEZA - BOX 77 RACING TEAM | KAWASAKI | K | 198.5 | 5 | CARRERA 1 |
| 62 BLAI TRIAS | ILUSION RACING | KAWASAKI | K | 198.5 | 9 | CARRERA 1 |
| 33 GONZALO SANCHEZ | ARCO MOTOR UNIVERSITY TEAM | YAMAHA | | 197.4 | 2 | ENT. CRONOMETRADO |
| 26 DANIEL OCETE | I+DENT JUNIOR RACING TEAM | YAMAHA | | 197.1 | 8 | CARRERA 1 |
| 44 ADRIAN COVARRUBIAS | PM MOTORSPORT- BULTACO | KAWASAKI | K | 197.1 | 4 | CARRERA 1 |
| 2 NATALIA RIVERA | I+DENT JUNIOR RACING TEAM | YAMAHA | | 196.7 | 2 | CARRERA 1 |
| 4 CAROLINA MANZANO | XE TAEDA GRUPO RACING | KAWASAKI | K | 196.7 | 3 | CARRERA 1 |
| 73 RYUNOSUKE NAKAMURA | MDR COMPETICIÓN | YAMAHA | | 196.7 | 12 | CARRERA 1 |
| 88 TOMAS MARIN | DEZA-BOX 77 RACING TEAM | KAWASAKI | K | 196.7 | 2 | CARRERA 1 |
| 55 UNAI CALATAYUD | ARCO MOTOR UNIVERSITY TEAM | YAMAHA | | 196.4 | 2 | ENT. CRONOMETRADO |
| 21 RAFAEL DA SILVA SANTANA | KAWASAKI PL RACING JUNIOR TEAM | KAWASAKI | K | 195.7 | 2 | CARRERA 1 |
| 47 ANTONIO TORRES | DEZA-BOX 77 RACING TEAM | KAWASAKI | K | 194.9 | 10 | CARRERA 1 |
| 43 HODEI MARTINEZ | ARCO MOTO UNIVERSITY | YAMAHA | | 194.6 | 2 | CARRERA 1 |







SS 300
ESBK - CTO. ESPAÑA DE VELOCIDAD
CARRERA 2

Secuencia de líderes por Clase

| Nº | Piloto | Equipo | Moto | Vuelta a | Vuelta Final | Vlts. | Total Vlts. |
|----------|-----------------------|----------------------------|----------|----------|--------------|-------|-------------|
| 33 | GONZALO SANCHEZ | ARCO MOTOR UNIVERSITY TEAM | YAMAHA | 1 | 3 | 3 | 3 |
| 55 | UNAI CALATAYUD | ARCO MOTOR UNIVERSITY TEAM | YAMAHA | 4 | 5 | 2 | 2 |
| 33 | GONZALO SANCHEZ | ARCO MOTOR UNIVERSITY TEAM | YAMAHA | 6 | 13 | 8 | 11 |
| K | | | | | | | |
| 61 | URIEL HIDALGO | DEZA BOX 77 RACING TEAM | KAWASAKI | 1 | 1 | 1 | 1 |
| 62 | BLAI TRIAS | ILUSION RACING | KAWASAKI | 2 | 10 | 9 | 9 |
| 79 | TOMAS MARIA GONÇALVES | QUARESMA RACING TEAM | KAWASAKI | 11 | 12 | 2 | 2 |
| 62 | BLAI TRIAS | ILUSION RACING | KAWASAKI | 13 | 13 | 1 | 10 |






SS 300


ESBK - CTO. ESPAÑA DE VELOCIDAD

CARRERA 2

Secuencia de vueltas rápidas

| T. Sesión | Nº Piloto | Equipo | Moto | Clase | Tiempo | Km/h | Vlt. |
|-----------|--------------------|----------------------------|----------|-------|----------|-------|------|
| 3:54.323 | 33 GONZALO SANCHEZ | ARCO MOTOR UNIVERSITY TEAM | YAMAHA | | 1:53.447 | 124.8 | 2 |
| 3:54.707 | 62 BLAI TRIAS | ILUSION RACING | KAWASAKI | K | 1:53.357 | 124.9 | 2 |
| 5:47.595 | 33 GONZALO SANCHEZ | ARCO MOTOR UNIVERSITY TEAM | YAMAHA | | 1:53.272 | 125.0 | 3 |
| 5:47.784 | 62 BLAI TRIAS | ILUSION RACING | KAWASAKI | K | 1:53.077 | 125.2 | 3 |
| 5:50.188 | 26 DANIEL OCETE | I+DENT JUNIOR RACING TEAM | YAMAHA | | 1:52.972 | 125.3 | 3 |
| 9:34.538 | 33 GONZALO SANCHEZ | ARCO MOTOR UNIVERSITY TEAM | YAMAHA | | 1:52.946 | 125.4 | 5 |
| 22:56.382 | 26 DANIEL OCETE | I+DENT JUNIOR RACING TEAM | YAMAHA | | 1:52.782 | 125.5 | 12 |
| 24:48.218 | 33 GONZALO SANCHEZ | ARCO MOTOR UNIVERSITY TEAM | YAMAHA | | 1:52.742 | 125.6 | 13 |






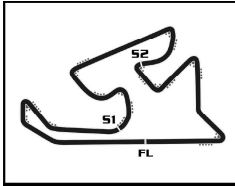
SS 300
ESBK - CTO. ESPAÑA DE VELOCIDAD
CARRERA 2

Tiempos por vuelta

Piloto Doblado

| Nº | Tiempo | Dif. | Nº | Tiempo | Dif. | Nº | Tiempo | Dif. | Nº | Tiempo | Dif. | Nº | Tiempo | Dif. |
|---------------|----------|--------|---------------|----------|--------|---------------|----------|--------|----------------|----------|--------|----------------|----------|--------|
| Vlt. 1 | | | 79 | 1:53.714 | 2.015 | 76 | 1:55.356 | 12.660 | Vlt. 8 | | | 76 | 1:55.605 | 16.228 |
| 33 | 2:00.876 | 0.000 | 26 | 1:52.972 | 2.593 | 18 | 1:54.646 | 12.791 | 62 | 1:55.695 | | 18 | 1:55.469 | 16.306 |
| 55 | 2:00.927 | 0.051 | 80 | 1:53.831 | 4.772 | 34 | 1:54.868 | 13.420 | 33 | 1:55.951 | 0.367 | 34 | 1:55.504 | 16.622 |
| 61 | 2:01.270 | 0.394 | 71 | 1:54.580 | 4.937 | 23 | 1:57.062 | 18.124 | 55 | 1:55.925 | 0.525 | 23 | 1:56.267 | 28.731 |
| 62 | 2:01.350 | 0.474 | 35 | 1:53.903 | 5.769 | 88 | 1:56.528 | 19.993 | 79 | 1:54.713 | 2.141 | 88 | 1:56.154 | 28.823 |
| 47 | 2:01.854 | 0.978 | 2 | 1:54.219 | 6.093 | 16 | 1:56.857 | 20.922 | 26 | 1:54.930 | 2.379 | 16 | 1:56.512 | 35.568 |
| 44 | 2:02.009 | 1.133 | 43 | 5:53.748 | 2 Vlt. | 73 | 1:57.476 | 21.494 | 47 | 1:54.770 | 2.551 | 73 | 1:57.090 | 36.177 |
| 79 | 2:02.119 | 1.243 | 4 | 1:55.437 | 8.144 | 21 | 1:57.611 | 21.721 | 44 | 1:56.186 | 6.798 | 32 | 1:56.246 | 52.407 |
| 71 | 2:03.154 | 2.278 | 76 | 1:55.588 | 8.312 | 32 | 1:55.293 | 38.191 | 80 | 1:56.119 | 11.273 | Vlt. 11 | | |
| 26 | 2:03.291 | 2.415 | 18 | 1:55.133 | 9.743 | Vlt. 6 | | | 35 | 1:55.964 | 11.331 | 79 | 1:53.414 | |
| 35 | 2:03.763 | 2.887 | 34 | 1:56.044 | 9.947 | 33 | 1:53.133 | | 2 | 1:56.020 | 11.649 | 62 | 1:53.750 | 0.072 |
| 32 | 2:03.766 | 2.890 | 23 | 1:55.882 | 10.852 | 62 | 1:53.334 | 0.071 | 71 | 1:56.015 | 11.936 | 33 | 1:54.039 | 0.311 |
| 80 | 2:04.014 | 3.138 | 16 | 1:56.276 | 11.447 | 55 | 1:53.638 | 0.331 | 4 | 1:55.247 | 11.986 | 44 | 1:53.545 | 0.547 |
| 2 | 2:04.360 | 3.484 | 73 | 1:56.206 | 12.280 | 44 | 1:53.830 | 2.242 | 18 | 1:55.496 | 13.919 | 55 | 1:54.019 | 0.900 |
| 76 | 2:05.035 | 4.159 | 88 | 1:56.734 | 12.314 | 47 | 1:53.967 | 2.993 | 76 | 1:55.457 | 14.062 | 26 | 1:54.563 | 1.809 |
| 4 | 2:05.041 | 4.165 | 21 | 1:56.103 | 12.562 | 26 | 1:53.797 | 3.182 | 34 | 1:55.798 | 14.460 | 47 | 1:54.390 | 7.741 |
| 23 | 2:05.802 | 4.926 | 32 | 2:01.267 | 32.364 | 79 | 1:53.625 | 3.273 | 23 | 1:56.722 | 24.338 | 35 | 1:54.773 | 14.625 |
| 34 | 2:06.062 | 5.186 | Vlt. 4 | | | 80 | 1:55.277 | 10.722 | 88 | 1:56.357 | 24.554 | 80 | 1:55.497 | 14.928 |
| 18 | 2:06.277 | 5.401 | 55 | 1:53.142 | | 35 | 1:55.335 | 11.120 | 73 | 1:57.856 | 29.186 | 71 | 1:55.199 | 15.079 |
| 16 | 2:06.348 | 5.472 | 62 | 1:53.504 | 0.483 | 71 | 1:55.963 | 11.621 | 16 | 1:59.025 | 30.297 | 2 | 1:55.191 | 15.254 |
| 88 | 2:06.789 | 5.913 | 33 | 1:53.997 | 0.787 | 2 | 1:55.805 | 11.836 | 32 | 1:57.327 | 48.348 | 18 | 1:54.935 | 17.513 |
| 73 | 2:07.550 | 6.674 | 61 | 1:53.858 | 1.058 | 4 | 1:54.844 | 13.614 | Vlt. 9 | | | 76 | 1:55.229 | 17.729 |
| 21 | 2:07.739 | 6.863 | 44 | 1:53.856 | 2.148 | 18 | 1:55.043 | 14.527 | 62 | 1:54.791 | | 34 | 1:54.895 | 17.789 |
| Vlt. 2 | | | 47 | 1:54.409 | 2.646 | 76 | 1:55.535 | 14.888 | 33 | 1:54.560 | 0.136 | 88 | 1:56.189 | 31.284 |
| 33 | 1:53.447 | | 79 | 1:54.215 | 3.020 | 34 | 1:55.114 | 15.227 | 55 | 1:54.659 | 0.393 | 23 | 1:56.446 | 31.449 |
| 55 | 1:53.451 | 0.055 | 26 | 1:53.758 | 3.141 | 23 | 1:57.204 | 22.021 | 79 | 1:53.382 | 0.732 | 16 | 1:56.493 | 38.333 |
| 62 | 1:53.357 | 0.384 | 80 | 1:55.461 | 7.023 | 88 | 1:56.472 | 23.158 | 26 | 1:53.520 | 1.108 | 73 | 1:57.047 | 39.496 |
| 61 | 1:53.640 | 0.587 | 71 | 1:55.544 | 7.271 | 16 | 1:56.991 | 24.606 | 44 | 1:53.459 | 1.219 | 32 | 1:55.900 | 54.579 |
| 47 | 1:53.821 | 1.352 | 35 | 1:55.350 | 7.909 | 73 | 1:56.831 | 25.018 | 47 | 1:54.658 | 6.665 | Vlt. 12 | | |
| 79 | 1:53.777 | 1.573 | 2 | 1:55.327 | 8.210 | 21 | 1:56.983 | 25.397 | 35 | 1:55.412 | 11.952 | 79 | 1:53.507 | |
| 44 | 1:53.987 | 1.673 | 4 | 1:54.934 | 9.868 | 32 | 1:56.914 | 41.798 | 80 | 1:55.599 | 12.081 | 62 | 1:53.501 | 0.066 |
| 26 | 1:53.925 | 2.893 | 76 | 1:55.761 | 10.863 | Vlt. 7 | | | 71 | 1:55.695 | 12.840 | 33 | 1:53.374 | 0.178 |
| 71 | 1:54.798 | 3.629 | 18 | 1:55.171 | 11.704 | 62 | 1:56.018 | | 2 | 1:56.123 | 12.981 | 44 | 1:53.385 | 0.425 |
| 80 | 1:54.522 | 4.213 | 34 | 1:55.374 | 12.111 | 33 | 1:56.200 | 0.111 | 76 | 1:55.169 | 14.440 | 55 | 1:53.062 | 0.455 |
| 35 | 1:55.698 | 5.138 | 23 | 1:56.979 | 14.621 | 55 | 1:56.053 | 0.295 | 18 | 1:55.526 | 14.654 | 26 | 1:52.782 | 1.084 |
| 2 | 1:55.109 | 5.146 | 88 | 1:57.920 | 17.024 | 79 | 1:55.939 | 3.123 | 34 | 1:55.266 | 14.935 | 47 | 1:54.023 | 8.257 |
| 4 | 1:55.261 | 5.979 | 73 | 1:58.507 | 17.577 | 26 | 1:56.051 | 3.144 | 23 | 1:56.734 | 26.281 | 35 | 1:54.577 | 15.695 |
| 76 | 1:55.284 | 5.996 | 16 | 1:59.387 | 17.624 | 44 | 1:57.323 | 3.476 | 88 | 1:56.723 | 26.486 | 80 | 1:54.479 | 15.900 |
| 34 | 1:55.436 | 7.175 | 21 | 1:58.317 | 17.669 | 47 | 1:59.403 | 6.307 | 16 | 1:57.367 | 32.873 | 71 | 1:54.503 | 16.075 |
| 18 | 1:55.928 | 7.882 | 32 | 1:57.303 | 36.457 | 80 | 1:56.216 | 10.849 | 73 | 1:58.509 | 32.904 | 2 | 1:54.574 | 16.321 |
| 23 | 1:56.763 | 8.242 | Vlt. 5 | | | 35 | 1:56.031 | 11.062 | 32 | 1:56.421 | 49.978 | 18 | 1:55.604 | 19.610 |
| 16 | 1:56.418 | 8.443 | 55 | 1:53.559 | | 2 | 1:55.577 | 11.324 | Vlt. 10 | | | 34 | 1:55.479 | 19.761 |
| 88 | 1:56.386 | 8.852 | 62 | 1:53.120 | 0.044 | 71 | 1:56.084 | 11.616 | 33 | 1:53.681 | | 76 | 1:55.763 | 19.985 |
| 73 | 1:56.119 | 9.346 | 33 | 1:52.946 | 0.174 | 4 | 1:54.909 | 12.434 | 62 | 1:53.867 | 0.050 | 23 | 1:55.723 | 33.665 |
| 21 | 1:56.315 | 9.731 | 61 | 1:53.060 | 0.559 | 18 | 1:55.680 | 14.118 | 79 | 1:53.399 | 0.314 | 88 | 1:56.050 | 33.827 |
| 32 | 2:14.926 | 24.369 | 44 | 1:53.130 | 1.719 | 76 | 1:55.501 | 14.300 | 55 | 1:54.033 | 0.609 | 16 | 1:57.875 | 42.701 |
| Vlt. 3 | | | 47 | 1:53.246 | 2.333 | 34 | 1:55.219 | 14.357 | 44 | 1:53.328 | 0.730 | 73 | 1:57.086 | 43.075 |
| 33 | 1:53.272 | | 26 | 1:53.110 | 2.692 | 23 | 1:57.379 | 23.311 | 26 | 1:53.683 | 0.974 | 32 | 1:56.259 | 57.331 |
| 55 | 1:53.285 | 0.068 | 79 | 1:53.494 | 2.955 | 88 | 1:56.823 | 23.892 | 47 | 1:54.231 | 7.079 | Vlt. 13 | | |
| 62 | 1:53.077 | 0.189 | 80 | 1:55.288 | 8.752 | 21 | 1:57.371 | 26.679 | 80 | 1:54.895 | 13.159 | 33 | 1:52.742 | |
| 61 | 1:53.095 | 0.410 | 71 | 1:55.253 | 8.965 | 16 | 1:58.450 | 26.967 | 35 | 1:55.445 | 13.580 | 62 | 1:53.107 | 0.253 |
| 47 | 1:53.367 | 1.447 | 35 | 1:54.742 | 9.092 | 73 | 1:58.096 | 27.025 | 71 | 1:54.585 | 13.608 | 79 | 1:53.751 | 0.831 |
| 44 | 1:53.101 | 1.502 | 2 | 1:54.687 | 9.338 | 32 | 2:01.007 | 46.716 | 2 | 1:54.627 | 13.791 | 26 | 1:53.004 | 1.168 |





CIRCUITO DE NAVARRA 3.933 m.

SS 300


ESBK - CTO. ESPAÑA DE VELOCIDAD


CARRERA 2

Tiempos por vuelta

Piloto Doblado

| Nº | Tiempo | Dif. | Nº | Tiempo | Dif. | Nº | Tiempo | Dif. | Nº | Tiempo | Dif. | Nº | Tiempo | Dif. |
|----|----------|----------|----|--------|------|----|--------|------|----|--------|------|----|--------|------|
| 44 | 1:53.712 | 1.217 | | | | | | | | | | | | |
| 55 | 1:53.773 | 1.308 | | | | | | | | | | | | |
| 47 | 1:55.637 | 10.974 | | | | | | | | | | | | |
| 35 | 1:54.380 | 17.155 | | | | | | | | | | | | |
| 80 | 1:54.374 | 17.354 | | | | | | | | | | | | |
| 71 | 1:54.409 | 17.564 | | | | | | | | | | | | |
| 2 | 1:54.392 | 17.793 | | | | | | | | | | | | |
| 76 | 1:55.164 | 22.229 | | | | | | | | | | | | |
| 34 | 1:55.395 | 22.236 | | | | | | | | | | | | |
| 18 | 1:55.869 | 22.559 | | | | | | | | | | | | |
| 23 | 1:55.837 | 36.582 | | | | | | | | | | | | |
| 88 | 1:55.817 | 36.724 | | | | | | | | | | | | |
| 16 | 1:57.482 | 47.263 | | | | | | | | | | | | |
| 73 | 1:57.608 | 47.763 | | | | | | | | | | | | |
| 32 | 1:55.999 | 1:00.410 | | | | | | | | | | | | |







SS 300
ESBK - CTO. ESPAÑA DE VELOCIDAD
CARRERA 2

Análisis de sectores lentos

■ Mejor Personal ■ Mejor de la sesión ■ Cruzando por el pit lane

| Vlt. | Tiempo | Sector 1 | Sector 2 | Sector 3 | Km/h | T. Sesión | Vlt. | Tiempo | Sector 1 | Sector 2 | Sector 3 | Km/h | T. Sesión | | | |
|-----------|----------------------------------|-----------------|---------------|---------------|---------------|-----------|----------|-----------|-----------------|--|-----------------------------|---------------|---------------|---------------|-----------|-----------|
| 2 | NATALIA RIVERA ESP | | | | | | YAMAHA | 12 | 1:55.604 | 31.440 | 42.152 | 42.012 | 122.5 | 23:14.908 | | |
| | I+DENT JUNIOR RACING TEAM | | | | | | | 13 | 1:55.869 | 31.571 | 42.117 | 42.181 | 122.2 | 25:10.777 | | |
| | 1 | 2:04.360 | 39.392 | 42.652 | 42.316 | 113.9 | | 2:04.360 | 21 | RAFAEL DA SILVA SANTANA BRA | | | | | | |
| | 2 | 1:55.109 | 31.080 | 41.787 | 42.242 | 123.0 | | 3:59.469 | | KAWASAKI PL RACING JUNIOR TEª KAWASAKI | | | | | | |
| | 3 | 1:54.219 | 31.234 | 41.324 | 41.664 | 124.0 | | 5:53.688 | | 1 | 2:07.739 | 41.235 | 43.613 | 42.891 | 110.8 | 2:07.739 |
| | 4 | 1:55.327 | 30.957 | 42.258 | 42.112 | 122.8 | | 7:49.015 | | 2 | 1:56.315 | 31.608 | 42.397 | 42.310 | 121.7 | 4:04.054 |
| | 5 | 1:54.687 | 31.148 | 41.832 | 41.707 | 123.5 | | 9:43.702 | | 3 | 1:56.103 | 31.354 | 42.019 | 42.730 | 122.0 | 6:00.157 |
| | 6 | 1:55.805 | 31.576 | 42.030 | 42.199 | 122.3 | | 11:39.507 | | 4 | 1:58.317 | 32.211 | 42.903 | 43.203 | 119.7 | 7:58.474 |
| | 7 | 1:55.577 | 31.457 | 42.024 | 42.096 | 122.5 | | 13:35.084 | | 5 | 1:57.611 | 32.200 | 42.573 | 42.838 | 120.4 | 9:56.085 |
| | 8 | 1:56.020 | 31.632 | 42.333 | 42.055 | 122.0 | | 15:31.104 | | 6 | 1:56.983 | 31.522 | 42.737 | 42.724 | 121.0 | 11:53.068 |
| | 9 | 1:56.123 | 31.382 | 42.584 | 42.157 | 121.9 | | 17:27.227 | | 7 | 1:57.371 | 31.878 | 42.815 | 42.678 | 120.6 | 13:50.439 |
| | 10 | 1:54.627 | 31.276 | 41.721 | 41.630 | 123.5 | | 19:21.854 | | 23 | JORDI RAPOSEIRAS AND | | | | | |
| | 11 | 1:55.191 | 31.640 | 41.781 | 41.770 | 122.9 | | 21:17.045 | | | ALMA RACING KAWASAKI | | | | | |
| | 12 | 1:54.574 | 31.332 | 41.695 | 41.547 | 123.6 | | 23:11.619 | | | 1 | 2:05.802 | 40.266 | 42.866 | 42.670 | 112.5 |
| 13 | 1:54.392 | 31.427 | 41.570 | 41.395 | 123.8 | 25:06.011 | 2 | 1:56.763 | | | 31.587 | 42.862 | 42.314 | 121.3 | 4:02.565 | |
| 4 | CAROLINA MANZANO ESP | | | | | | KAWASAKI | 3 | | | 1:55.882 | 31.560 | 42.080 | 42.242 | 122.2 | 5:58.447 |
| | XE TAEDA GRUPO RACING | | | | | | | 4 | 1:56.979 | | 31.631 | 42.684 | 42.664 | 121.0 | 7:55.426 | |
| | 1 | 2:05.041 | 40.710 | 42.502 | 41.829 | 113.2 | | 2:05.041 | 5 | | 1:57.062 | 31.757 | 42.669 | 42.636 | 121.0 | 9:52.488 |
| | 2 | 1:55.261 | 31.146 | 42.477 | 41.638 | 122.8 | | 4:00.302 | 6 | | 1:57.204 | 31.935 | 42.501 | 42.768 | 120.8 | 11:49.692 |
| | 3 | 1:55.437 | 31.616 | 41.957 | 41.864 | 122.7 | | 5:55.739 | 7 | | 1:57.379 | 32.189 | 42.733 | 42.457 | 120.6 | 13:47.071 |
| | 4 | 1:54.934 | 31.423 | 41.831 | 41.680 | 123.2 | | 7:50.673 | 8 | | 1:56.722 | 31.990 | 42.470 | 42.262 | 121.3 | 15:43.793 |
| | 5 | 1:55.768 | 31.171 | 43.062 | 41.535 | 122.3 | | 9:46.441 | 9 | | 1:56.734 | 31.859 | 42.385 | 42.490 | 121.3 | 17:40.527 |
| | 6 | 1:54.844 | 31.274 | 41.713 | 41.857 | 123.3 | | 11:41.285 | 10 | | 1:56.267 | 31.819 | 42.184 | 42.264 | 121.8 | 19:36.794 |
| | 7 | 1:54.909 | 31.447 | 41.780 | 41.682 | 123.2 | | 13:36.194 | 11 | | 1:56.446 | 32.130 | 42.168 | 42.148 | 121.6 | 21:33.240 |
| 16 | ELMER JOEL LIRA CRI | | | | | | KAWASAKI | 12 | 1:55.723 | | 31.563 | 42.060 | 42.100 | 122.4 | 23:28.963 | |
| | MOTAP RACING TEAM | | | | | | | 13 | 1:55.837 | 31.955 | 41.951 | 41.931 | 122.2 | 25:24.800 | | |
| | 1 | 2:06.348 | 40.544 | 43.194 | 42.610 | 112.1 | | 2:06.348 | 26 | DANIEL OCETE ESP | | | | | | |
| | 2 | 1:56.418 | 31.369 | 42.682 | 42.367 | 121.6 | | 4:02.766 | | I+DENT JUNIOR RACING TEAM YAMAHA | | | | | | |
| | 3 | 1:56.276 | 31.557 | 42.165 | 42.554 | 121.8 | | 5:59.042 | | 1 | 2:03.291 | 39.527 | 42.049 | 41.715 | 114.8 | 2:03.291 |
| | 4 | 1:59.387 | 33.538 | 42.959 | 42.890 | 118.6 | | 7:58.429 | | 2 | 1:53.925 | 30.997 | 41.444 | 41.484 | 124.3 | 3:57.216 |
| | 5 | 1:56.857 | 31.989 | 42.436 | 42.432 | 121.2 | | 9:55.286 | | 3 | 1:52.972 | 30.988 | 40.838 | 41.146 | 125.3 | 5:50.188 |
| | 6 | 1:56.991 | 31.697 | 42.731 | 42.563 | 121.0 | | 11:52.277 | | 4 | 1:53.758 | 30.897 | 41.402 | 41.459 | 124.5 | 7:43.946 |
| | 7 | 1:58.450 | 31.997 | 43.219 | 43.234 | 119.5 | | 13:50.727 | | 5 | 1:53.110 | 31.077 | 40.906 | 41.127 | 125.2 | 9:37.056 |
| | 8 | 1:59.025 | 33.997 | 42.724 | 42.304 | 119.0 | | 15:49.752 | | 6 | 1:53.797 | 30.983 | 41.115 | 41.699 | 124.4 | 11:30.853 |
| | 9 | 1:57.367 | 31.859 | 42.533 | 42.975 | 120.6 | | 17:47.119 | | 7 | 1:56.051 | 31.432 | 41.907 | 42.712 | 122.0 | 13:26.904 |
| | 10 | 1:56.512 | 31.953 | 42.325 | 42.234 | 121.5 | | 19:43.631 | | 8 | 1:54.930 | 31.473 | 41.834 | 41.623 | 123.2 | 15:21.834 |
| | 11 | 1:56.493 | 31.749 | 42.289 | 42.455 | 121.5 | | 21:40.124 | | 9 | 1:53.520 | 30.926 | 41.280 | 41.314 | 124.7 | 17:15.354 |
| | 12 | 1:57.875 | 32.908 | 42.615 | 42.352 | 120.1 | | 23:37.999 | | 10 | 1:53.683 | 31.147 | 41.155 | 41.381 | 124.5 | 19:09.037 |
| 13 | 1:57.482 | 32.212 | 42.688 | 42.582 | 120.5 | 25:35.481 | 11 | 1:54.563 | | 30.935 | 42.511 | 41.117 | 123.6 | 21:03.600 | | |
| 18 | IVAN MUÑOZ ESP | | | | | | KAWASAKI | 12 | | 1:52.782 | 31.024 | 40.795 | 40.963 | 125.5 | 22:56.382 | |
| | DEZA - BOX 77 RACING TEAM | | | | | | | 13 | 1:53.004 | 30.883 | 40.902 | 41.219 | 125.3 | 24:49.386 | | |
| | 1 | 2:06.277 | 40.381 | 43.103 | 42.793 | 112.1 | | 2:06.277 | 32 | RODRIGO VALENTE MARTINS PRT | | | | | | |
| | 2 | 1:55.928 | 31.550 | 42.202 | 42.176 | 122.1 | | 4:02.205 | | ILUSION RACING KAWASAKI | | | | | | |
| | 3 | 1:55.133 | 31.431 | 41.792 | 41.910 | 123.0 | | 5:57.338 | | 1 | 2:03.766 | 39.257 | 42.545 | 41.964 | 114.4 | 2:03.766 |
| | 4 | 1:55.171 | 31.323 | 42.045 | 41.803 | 122.9 | | 7:52.509 | | 2 | 2:14.926 | 30.933 | 42.465 | 1:01.528 | 104.9 | 4:18.692 |
| | 5 | 1:54.646 | 31.243 | 41.710 | 41.693 | 123.5 | | 9:47.155 | | 3 | 2:01.267 | 35.480 | 42.885 | 42.902 | 116.8 | 6:19.959 |
| | 6 | 1:55.043 | 31.126 | 41.954 | 41.963 | 123.1 | | 11:42.198 | | 4 | 1:57.303 | 32.089 | 42.862 | 42.352 | 120.7 | 8:17.262 |
| | 7 | 1:55.680 | 31.410 | 42.090 | 42.180 | 122.4 | | 13:37.878 | | 5 | 1:55.293 | 31.547 | 42.099 | 41.647 | 122.8 | 10:12.555 |
| | 8 | 1:55.496 | 31.450 | 41.883 | 42.163 | 122.6 | | 15:33.374 | | 6 | 1:56.914 | 31.458 | 42.729 | 42.727 | 121.1 | 12:09.469 |
| | 9 | 1:55.526 | 31.457 | 41.985 | 42.084 | 122.6 | | 17:28.900 | | 7 | 2:01.007 | 33.043 | 44.669 | 43.295 | 117.0 | 14:10.476 |
| 10 | 1:55.469 | 31.325 | 41.938 | 42.206 | 122.6 | 19:24.369 | 8 | 1:57.327 | | 32.083 | 42.856 | 42.388 | 120.7 | 16:07.803 | | |
| 11 | 1:54.935 | 31.191 | 41.757 | 41.987 | 123.2 | 21:19.304 | 9 | 1:56.421 | | 31.672 | 42.420 | 42.329 | 121.6 | 18:04.224 | | |
| | | | | | | | 10 | 1:56.246 | 31.696 | 42.391 | 42.159 | 121.8 | 20:00.470 | | | |





SS 300

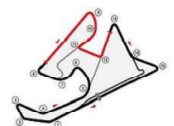
ESBK - CTO. ESPAÑA DE VELOCIDAD


CARRERA 2

Análisis de sectores lentos

■ Mejor Personal ■ Mejor de la sesión ■ Cruzando por el pit lane

| Vlt. | Tiempo | Sector 1 | Sector 2 | Sector 3 | Km/h | T. Sesión | Vlt. | Tiempo | Sector 1 | Sector 2 | Sector 3 | Km/h | T. Sesión | |
|-----------|----------------------------|---------------|---------------|---------------|-------|-----------|-----------|----------------------------|---------------|---------------|---------------|---------------|-----------|----------|
| 11 | 1:55.900 | 31.392 | 42.236 | 42.272 | 122.2 | 21:56.370 | 44 | ADRIAN COVARRUBIAS | | | | | | ESP |
| 12 | 1:56.259 | 31.682 | 42.384 | 42.193 | 121.8 | 23:52.629 | | PM MOTORSPORT- BULTACO | | | | | | KAWASAKI |
| 13 | 1:55.999 | 31.627 | 42.285 | 42.087 | 122.1 | 25:48.628 | | | | | | | | |
| 33 | GONZALO SANCHEZ | | | | | | ESP | 1 | 2:02.009 | 38.737 | 41.779 | 41.493 | 116.0 | 2:02.009 |
| | ARCO MOTOR UNIVERSITY TEAM | | | | | | YAMAHA | 2 | 1:53.987 | 31.039 | 41.575 | 41.373 | 124.2 | 3:55.996 |
| 1 | 2:00.876 | 37.910 | 41.431 | 41.535 | 117.1 | 2:00.876 | 3 | 1:53.101 | 30.990 | 40.910 | 41.201 | 125.2 | 5:49.097 | |
| 2 | 1:53.447 | 30.953 | 41.080 | 41.414 | 124.8 | 3:54.323 | 4 | 1:53.856 | 31.097 | 41.541 | 41.218 | 124.4 | 7:42.953 | |
| 3 | 1:53.272 | 30.980 | 41.014 | 41.278 | 125.0 | 5:47.595 | 5 | 1:53.130 | 31.132 | 40.805 | 41.193 | 125.2 | 9:36.083 | |
| 4 | 1:53.997 | 31.004 | 41.716 | 41.277 | 124.2 | 7:41.592 | 6 | 1:53.830 | 31.669 | 40.880 | 41.281 | 124.4 | 11:29.913 | |
| 5 | 1:52.946 | 30.634 | 41.231 | 41.081 | 125.4 | 9:34.538 | 7 | 1:57.323 | 32.187 | 42.425 | 42.711 | 120.7 | 13:27.236 | |
| 6 | 1:53.133 | 30.798 | 41.006 | 41.329 | 125.2 | 11:27.671 | 8 | 1:54.770 | 31.298 | 41.859 | 41.613 | 123.4 | 15:22.006 | |
| 7 | 1:56.200 | 31.112 | 41.934 | 43.154 | 121.8 | 13:23.871 | 9 | 1:53.459 | 31.059 | 41.139 | 41.261 | 124.8 | 17:15.465 | |
| 8 | 1:55.951 | 31.634 | 42.422 | 41.895 | 122.1 | 15:19.822 | 10 | 1:53.328 | 30.905 | 40.969 | 41.454 | 124.9 | 19:08.793 | |
| 9 | 1:54.560 | 31.142 | 41.643 | 41.775 | 123.6 | 17:14.382 | 11 | 1:53.545 | 30.930 | 41.582 | 41.033 | 124.7 | 21:02.338 | |
| 10 | 1:53.681 | 31.050 | 41.116 | 41.515 | 124.5 | 19:08.063 | 12 | 1:53.385 | 30.881 | 41.266 | 41.238 | 124.9 | 22:55.723 | |
| 11 | 1:54.039 | 31.367 | 41.532 | 41.140 | 124.2 | 21:02.102 | 13 | 1:53.712 | 30.925 | 41.172 | 41.615 | 124.5 | 24:49.435 | |
| 12 | 1:53.374 | 31.016 | 41.209 | 41.149 | 124.9 | 22:55.476 | 47 | ANTONIO TORRES | | | | | | ESP |
| 13 | 1:52.742 | 30.730 | 40.617 | 41.395 | 125.6 | 24:48.218 | | DEZA-BOX 77 RACING TEAM | | | | | | KAWASAKI |
| 34 | ERIK GARCIA | | | | | | ESP | 1 | 2:01.854 | 38.550 | 41.785 | 41.519 | 116.2 | 2:01.854 |
| | VRC TEAM | | | | | | KAWASAKI | 2 | 1:53.821 | 31.091 | 41.380 | 41.350 | 124.4 | 3:55.675 |
| 1 | 2:06.062 | 39.952 | 43.433 | 42.677 | 112.3 | 2:06.062 | 3 | 1:53.367 | 31.170 | 40.873 | 41.324 | 124.9 | 5:49.042 | |
| 2 | 1:55.436 | 31.427 | 41.882 | 42.127 | 122.7 | 4:01.498 | 4 | 1:54.409 | 31.323 | 41.718 | 41.368 | 123.8 | 7:43.451 | |
| 3 | 1:56.044 | 32.321 | 41.843 | 41.880 | 122.0 | 5:57.542 | 5 | 1:53.246 | 31.083 | 40.843 | 41.320 | 125.0 | 9:36.697 | |
| 4 | 1:55.374 | 31.330 | 42.055 | 41.989 | 122.7 | 7:52.916 | 6 | 1:53.967 | 31.200 | 41.092 | 41.675 | 124.2 | 11:30.664 | |
| 5 | 1:54.868 | 31.138 | 41.831 | 41.899 | 123.3 | 9:47.784 | 7 | 1:59.403 | 31.959 | 43.095 | 44.349 | 118.6 | 13:30.067 | |
| 6 | 1:55.114 | 31.057 | 41.984 | 42.073 | 123.0 | 11:42.898 | 8 | 1:56.186 | 32.185 | 42.083 | 41.918 | 121.9 | 15:26.253 | |
| 7 | 1:55.219 | 31.200 | 42.071 | 41.948 | 122.9 | 13:38.117 | 9 | 1:54.658 | 31.635 | 41.413 | 41.610 | 123.5 | 17:20.911 | |
| 8 | 1:55.798 | 31.739 | 42.046 | 42.013 | 122.3 | 15:33.915 | 10 | 1:54.231 | 31.782 | 41.040 | 41.409 | 123.9 | 19:15.142 | |
| 9 | 1:55.266 | 31.268 | 41.910 | 42.088 | 122.8 | 17:29.181 | 11 | 1:54.390 | 31.589 | 41.221 | 41.580 | 123.8 | 21:09.532 | |
| 10 | 1:55.504 | 31.332 | 41.924 | 42.248 | 122.6 | 19:24.685 | 12 | 1:54.023 | 31.703 | 40.892 | 41.428 | 124.2 | 23:03.555 | |
| 11 | 1:54.895 | 31.265 | 41.829 | 41.801 | 123.2 | 21:19.580 | 13 | 1:55.637 | 31.532 | 41.696 | 42.409 | 122.4 | 24:59.192 | |
| 12 | 1:55.479 | 31.510 | 42.020 | 41.949 | 122.6 | 23:15.059 | 55 | UNAI CALATAYUD | | | | | | ESP |
| 13 | 1:55.395 | 31.239 | 41.879 | 42.277 | 122.7 | 25:10.454 | | ARCO MOTOR UNIVERSITY TEAM | | | | | | YAMAHA |
| 35 | VARIS FLEMING | | | | | | AUS | 1 | 2:00.927 | 37.992 | 41.481 | 41.454 | 117.1 | 2:00.927 |
| | MOTAP RACING TEAM | | | | | | KAWASAKI | 2 | 1:53.451 | 30.983 | 41.192 | 41.276 | 124.8 | 3:54.378 |
| 1 | 2:03.763 | 39.103 | 42.205 | 42.455 | 114.4 | 2:03.763 | 3 | 1:53.285 | 31.037 | 41.022 | 41.226 | 125.0 | 5:47.663 | |
| 2 | 1:55.698 | 31.171 | 42.614 | 41.913 | 122.4 | 3:59.461 | 4 | 1:53.142 | 30.779 | 40.979 | 41.384 | 125.1 | 7:40.805 | |
| 3 | 1:53.903 | 30.959 | 41.344 | 41.600 | 124.3 | 5:53.364 | 5 | 1:53.559 | 31.126 | 41.101 | 41.332 | 124.7 | 9:34.364 | |
| 4 | 1:55.350 | 31.114 | 42.092 | 42.144 | 122.7 | 7:48.714 | 6 | 1:53.638 | 31.261 | 41.069 | 41.308 | 124.6 | 11:28.002 | |
| 5 | 1:54.742 | 31.250 | 41.802 | 41.690 | 123.4 | 9:43.456 | 7 | 1:56.053 | 31.027 | 42.045 | 42.981 | 122.0 | 13:24.055 | |
| 6 | 1:55.335 | 31.688 | 41.757 | 41.890 | 122.8 | 11:38.791 | 8 | 1:55.925 | 31.672 | 42.424 | 41.829 | 122.1 | 15:19.980 | |
| 7 | 1:56.031 | 31.746 | 42.198 | 42.087 | 122.0 | 13:34.822 | 9 | 1:54.659 | 31.210 | 41.712 | 41.737 | 123.5 | 17:14.639 | |
| 8 | 1:55.964 | 31.679 | 42.314 | 41.971 | 122.1 | 15:30.786 | 10 | 1:54.033 | 31.002 | 41.480 | 41.551 | 124.2 | 19:08.672 | |
| 9 | 1:55.412 | 31.430 | 41.876 | 42.106 | 122.7 | 17:26.198 | 11 | 1:54.019 | 30.883 | 42.004 | 41.132 | 124.2 | 21:02.691 | |
| 10 | 1:55.445 | 31.777 | 41.717 | 41.951 | 122.6 | 19:21.643 | 12 | 1:53.062 | 30.777 | 41.171 | 41.114 | 125.2 | 22:55.753 | |
| 11 | 1:54.773 | 31.452 | 41.595 | 41.726 | 123.4 | 21:16.416 | 13 | 1:53.773 | 31.106 | 40.945 | 41.722 | 124.4 | 24:49.526 | |
| 12 | 1:54.577 | 31.476 | 41.474 | 41.627 | 123.6 | 23:10.993 | 61 | URIEL HIDALGO | | | | | | ESP |
| 13 | 1:54.380 | 31.493 | 41.267 | 41.620 | 123.8 | 25:05.373 | | DEZA BOX 77 RACING TEAM | | | | | | KAWASAKI |
| 43 | HODEI MARTINEZ | | | | | | ESP | 1 | 2:01.270 | 38.360 | 41.373 | 41.537 | 116.8 | 2:01.270 |
| | ARCO MOTO UNIVERSITY | | | | | | YAMAHA | 2 | 1:53.640 | 30.874 | 41.194 | 41.572 | 124.6 | 3:54.910 |
| 1 | 5:53.748 | | | | | 40.0 | 5:53.748 | 3 | 1:53.095 | 30.830 | 41.156 | 41.109 | 125.2 | 5:48.005 |





SS 300


ESBK - CTO. ESPAÑA DE VELOCIDAD

CARRERA 2

Análisis de sectores lentos

■ Mejor Personal ■ Mejor de la sesión ■ Cruzando por el pit lane

| Vlt. | Tiempo | Sector 1 | Sector 2 | Sector 3 | Km/h | T. Sesión | Vlt. | Tiempo | Sector 1 | Sector 2 | Sector 3 | Km/h | T. Sesión |
|-----------|---------------------------|----------|----------|----------|-------|-----------|--|----------|----------|----------|----------|-------|-----------|
| 62 | BLAI TRIAS | | | ESP | | | | | | | | | |
| | ILUSION RACING | | | KAWASAKI | | | | | | | | | |
| 1 | 2:01.350 | 38.235 | 41.462 | 41.653 | 116.7 | 2:01.350 | 7 | 1:55.501 | 31.361 | 41.982 | 42.158 | 122.6 | 13:38.060 |
| 2 | 1:53.357 | 30.973 | 41.090 | 41.294 | 124.9 | 3:54.707 | 8 | 1:55.457 | 31.491 | 41.940 | 42.026 | 122.6 | 15:33.517 |
| 3 | 1:53.077 | 30.861 | 40.949 | 41.267 | 125.2 | 5:47.784 | 9 | 1:55.169 | 31.174 | 41.853 | 42.142 | 122.9 | 17:28.686 |
| 4 | 1:53.504 | 30.948 | 41.373 | 41.183 | 124.7 | 7:41.288 | 10 | 1:55.605 | 31.391 | 41.861 | 42.353 | 122.5 | 19:24.291 |
| 5 | 1:53.120 | 30.762 | 41.151 | 41.207 | 125.2 | 9:34.408 | 11 | 1:55.229 | 31.465 | 41.763 | 42.001 | 122.9 | 21:19.520 |
| 6 | 1:53.334 | 31.073 | 41.067 | 41.194 | 124.9 | 11:27.742 | 12 | 1:55.763 | 31.416 | 42.335 | 42.012 | 122.3 | 23:15.283 |
| 7 | 1:56.018 | 31.186 | 42.020 | 42.812 | 122.0 | 13:23.760 | 13 | 1:55.164 | 31.316 | 41.748 | 42.100 | 122.9 | 25:10.447 |
| 8 | 1:55.695 | 31.876 | 42.078 | 41.741 | 122.4 | 15:19.455 | 79 TOMAS MARIA GONÇALVES ALONS PRT | | | | | | |
| 9 | 1:54.791 | 31.644 | 41.495 | 41.652 | 123.3 | 17:14.246 | QUARESMA RACING TEAM KAWASAKI | | | | | | |
| 10 | 1:53.867 | 31.301 | 41.176 | 41.390 | 124.3 | 19:08.113 | 1 | 2:02.119 | 38.661 | 42.028 | 41.430 | 115.9 | 2:02.119 |
| 11 | 1:53.750 | 31.230 | 41.388 | 41.132 | 124.5 | 21:01.863 | 2 | 1:53.777 | 30.688 | 41.656 | 41.433 | 124.4 | 3:55.896 |
| 12 | 1:53.501 | 31.164 | 41.120 | 41.217 | 124.7 | 22:55.364 | 3 | 1:53.714 | 31.295 | 41.095 | 41.324 | 124.5 | 5:49.610 |
| 13 | 1:53.107 | 31.208 | 40.875 | 41.024 | 125.2 | 24:48.471 | 4 | 1:54.215 | 30.947 | 41.698 | 41.570 | 124.0 | 7:43.825 |
| | | | | | | | 5 | 1:53.494 | 31.371 | 41.095 | 41.028 | 124.8 | 9:37.319 |
| | | | | | | | 6 | 1:53.625 | 30.881 | 41.138 | 41.606 | 124.6 | 11:30.944 |
| | | | | | | | 7 | 1:55.939 | 31.523 | 41.888 | 42.528 | 122.1 | 13:26.883 |
| | | | | | | | 8 | 1:54.713 | 31.305 | 41.798 | 41.610 | 123.4 | 15:21.596 |
| | | | | | | | 9 | 1:53.382 | 30.918 | 41.263 | 41.201 | 124.9 | 17:14.978 |
| | | | | | | | 10 | 1:53.399 | 30.776 | 41.164 | 41.459 | 124.9 | 19:08.377 |
| | | | | | | | 11 | 1:53.414 | 30.831 | 41.346 | 41.237 | 124.8 | 21:01.791 |
| | | | | | | | 12 | 1:53.507 | 31.078 | 41.071 | 41.358 | 124.7 | 22:55.298 |
| | | | | | | | 13 | 1:53.751 | 31.458 | 40.908 | 41.385 | 124.5 | 24:49.049 |
| 71 | IVAN BOLAÑO | | | ESP | | | | | | | | | |
| | DEZA - BOX 77 RACING TEAM | | | KAWASAKI | | | | | | | | | |
| 1 | 2:03.154 | 38.897 | 42.147 | 42.110 | 115.0 | 2:03.154 | 80 CAMERON RENDE AUS | | | | | | |
| 2 | 1:54.798 | 31.327 | 41.535 | 41.936 | 123.3 | 3:57.952 | MOTAP RACING TEAM KAWASAKI | | | | | | |
| 3 | 1:54.580 | 31.123 | 41.866 | 41.591 | 123.6 | 5:52.532 | 1 | 2:04.014 | 39.660 | 42.593 | 41.761 | 114.2 | 2:04.014 |
| 4 | 1:55.544 | 31.471 | 42.114 | 41.959 | 122.5 | 7:48.076 | 2 | 1:54.522 | 31.170 | 41.713 | 41.639 | 123.6 | 3:58.536 |
| 5 | 1:55.253 | 31.469 | 41.885 | 41.899 | 122.8 | 9:43.329 | 3 | 1:53.831 | 31.015 | 41.215 | 41.601 | 124.4 | 5:52.367 |
| 6 | 1:55.963 | 31.579 | 42.219 | 42.165 | 122.1 | 11:39.292 | 4 | 1:55.461 | 31.759 | 41.712 | 41.990 | 122.6 | 7:47.828 |
| 7 | 1:56.084 | 31.546 | 42.386 | 42.152 | 122.0 | 13:35.376 | 5 | 1:55.288 | 31.463 | 41.952 | 41.873 | 122.8 | 9:43.116 |
| 8 | 1:56.015 | 31.608 | 42.336 | 42.071 | 122.0 | 15:31.391 | 6 | 1:55.277 | 31.638 | 41.675 | 41.964 | 122.8 | 11:38.393 |
| 9 | 1:55.695 | 31.246 | 42.029 | 42.420 | 122.4 | 17:27.086 | 7 | 1:56.216 | 31.768 | 42.003 | 42.445 | 121.8 | 13:34.609 |
| 10 | 1:54.585 | 31.272 | 41.569 | 41.744 | 123.6 | 19:21.671 | 8 | 1:56.119 | 31.822 | 42.039 | 42.258 | 121.9 | 15:30.728 |
| 11 | 1:55.199 | 31.598 | 41.793 | 41.808 | 122.9 | 21:16.870 | 9 | 1:55.599 | 31.595 | 42.003 | 42.001 | 122.5 | 17:26.327 |
| 12 | 1:54.503 | 31.349 | 41.649 | 41.505 | 123.7 | 23:11.373 | 10 | 1:54.895 | 31.418 | 41.655 | 41.822 | 123.2 | 19:21.222 |
| 13 | 1:54.409 | 31.484 | 41.459 | 41.466 | 123.8 | 25:05.782 | 11 | 1:55.497 | 31.638 | 42.047 | 41.812 | 122.6 | 21:16.719 |
| | | | | | | | 12 | 1:54.479 | 31.353 | 41.624 | 41.502 | 123.7 | 23:11.198 |
| | | | | | | | 13 | 1:54.374 | 31.444 | 41.488 | 41.442 | 123.8 | 25:05.572 |
| 73 | RYUNOSUKE NAKAMURA | | | JPN | | | | | | | | | |
| | MDR COMPETICIÓN | | | YAMAHA | | | | | | | | | |
| 1 | 2:07.550 | 41.010 | 43.594 | 42.946 | 111.0 | 2:07.550 | 88 TOMAS MARIN COL | | | | | | |
| 2 | 1:56.119 | 31.516 | 42.347 | 42.256 | 121.9 | 4:03.669 | DEZA-BOX 77 RACING TEAM KAWASAKI | | | | | | |
| 3 | 1:56.206 | 31.211 | 42.304 | 42.691 | 121.8 | 5:59.875 | 1 | 2:06.789 | 40.832 | 43.243 | 42.714 | 111.7 | 2:06.789 |
| 4 | 1:58.507 | 32.362 | 42.661 | 43.484 | 119.5 | 7:58.382 | 2 | 1:56.386 | 31.524 | 42.631 | 42.231 | 121.7 | 4:03.175 |
| 5 | 1:57.476 | 32.155 | 42.490 | 42.831 | 120.5 | 9:55.858 | 3 | 1:56.734 | 31.399 | 42.251 | 43.084 | 121.3 | 5:59.909 |
| 6 | 1:56.831 | 31.579 | 42.700 | 42.552 | 121.2 | 11:52.689 | 4 | 1:57.920 | 31.983 | 43.149 | 42.788 | 120.1 | 7:57.829 |
| 7 | 1:58.096 | 32.087 | 43.334 | 42.675 | 119.9 | 13:50.785 | 5 | 1:56.528 | 31.867 | 42.245 | 42.416 | 121.5 | 9:54.357 |
| 8 | 1:57.856 | 32.051 | 42.838 | 42.967 | 120.1 | 15:48.641 | 6 | 1:56.472 | 31.857 | 42.220 | 42.395 | 121.6 | 11:50.829 |
| 9 | 1:58.509 | 32.242 | 43.061 | 43.206 | 119.5 | 17:47.150 | 7 | 1:56.823 | 31.881 | 42.442 | 42.500 | 121.2 | 13:47.652 |
| 10 | 1:57.090 | 32.102 | 42.538 | 42.450 | 120.9 | 19:44.240 | 8 | 1:56.357 | 31.753 | 42.378 | 42.226 | 121.7 | 15:44.009 |
| 11 | 1:57.047 | 31.858 | 42.639 | 42.550 | 121.0 | 21:41.287 | 9 | 1:56.723 | 31.782 | 42.473 | 42.468 | 121.3 | 17:40.732 |
| 12 | 1:57.086 | 32.293 | 42.401 | 42.392 | 120.9 | 23:38.373 | 10 | 1:56.154 | 31.818 | 42.221 | 42.115 | 121.9 | 19:36.886 |
| 13 | 1:57.608 | 31.955 | 42.935 | 42.718 | 120.4 | 25:35.981 | 11 | 1:56.189 | 31.852 | 42.005 | 42.332 | 121.9 | 21:33.075 |
| | | | | | | | 12 | 1:56.050 | 31.874 | 42.109 | 42.067 | 122.0 | 23:29.125 |
| | | | | | | | 13 | 1:55.817 | 31.927 | 42.020 | 41.870 | 122.3 | 25:24.942 |
| 76 | GONÇALO DIAS | | | PRT | | | | | | | | | |
| | VRC TEAM | | | KAWASAKI | | | | | | | | | |
| 1 | 2:05.035 | 40.078 | 42.737 | 42.220 | 113.2 | 2:05.035 | | | | | | | |
| 2 | 1:55.284 | 31.308 | 42.101 | 41.875 | 122.8 | 4:00.319 | | | | | | | |
| 3 | 1:55.588 | 31.455 | 41.886 | 42.247 | 122.5 | 5:55.907 | | | | | | | |
| 4 | 1:55.761 | 31.438 | 42.204 | 42.119 | 122.3 | 7:51.668 | | | | | | | |
| 5 | 1:55.356 | 31.511 | 41.996 | 41.849 | 122.7 | 9:47.024 | | | | | | | |
| 6 | 1:55.535 | 31.369 | 42.085 | 42.081 | 122.5 | 11:42.559 | | | | | | | |





SS 300 ESBK - CTO. ESPAÑA DE VELOCIDAD CARRERA 2

Análisis de sectores lentos

■ Mejor Personal ■ Mejor de la sesión ■ Cruzando por el pit lane

| Vlt. | Tiempo | Sector 1 | Sector 2 | Sector 3 | Km/h | T. Sesión |
|----------|---------------------------|---------------|---------------|---------------|-------|-----------|
| 2 | NATALIA RIVERA | | | | | ESP |
| | I+DENT JUNIOR RACING TEAM | | | | | YAMAHA |
| 1 | 2:04.360 | 39.392 | 42.652 | 42.316 | 113.9 | 2:04.360 |
| 2 | 1:55.109 | 31.080 | 41.787 | 42.242 | 123.0 | 3:59.469 |
| 3 | 1:54.219 | 31.234 | 41.324 | 41.664 | 124.0 | 5:53.688 |
| 4 | 1:55.327 | 30.957 | 42.258 | 42.112 | 122.8 | 7:49.015 |
| 5 | 1:54.687 | 31.148 | 41.832 | 41.707 | 123.5 | 9:43.702 |
| 6 | 1:55.805 | 31.576 | 42.030 | 42.199 | 122.3 | 11:39.507 |
| 7 | 1:55.577 | 31.457 | 42.024 | 42.096 | 122.5 | 13:35.084 |
| 8 | 1:56.020 | 31.632 | 42.333 | 42.055 | 122.0 | 15:31.104 |
| 9 | 1:56.123 | 31.382 | 42.584 | 42.157 | 121.9 | 17:27.227 |
| 10 | 1:54.627 | 31.276 | 41.721 | 41.630 | 123.5 | 19:21.854 |
| 11 | 1:55.191 | 31.640 | 41.781 | 41.770 | 122.9 | 21:17.045 |
| 12 | 1:54.574 | 31.332 | 41.695 | 41.547 | 123.6 | 23:11.619 |
| 13 | 1:54.392 | 31.427 | 41.570 | 41.395 | 123.8 | 25:06.011 |

| Vlt. | Tiempo | Sector 1 | Sector 2 | Sector 3 | Km/h | T. Sesión |
|----------|-------------------------|---------------|---------------|---------------|-------|-----------|
| 4 | CAROLINA MANZANO | | | | | ESP |
| | XE TAEDA GRUPO RACING | | | | | KAWASAKI |
| 1 | 2:05.041 | 40.710 | 42.502 | 41.829 | 113.2 | 2:05.041 |
| 2 | 1:55.261 | 31.146 | 42.477 | 41.638 | 122.8 | 4:00.302 |
| 3 | 1:55.437 | 31.616 | 41.957 | 41.864 | 122.7 | 5:55.739 |
| 4 | 1:54.934 | 31.423 | 41.831 | 41.680 | 123.2 | 7:50.673 |
| 5 | 1:55.768 | 31.171 | 43.062 | 41.535 | 122.3 | 9:46.441 |
| 6 | 1:54.844 | 31.274 | 41.713 | 41.857 | 123.3 | 11:41.285 |
| 7 | 1:54.909 | 31.447 | 41.780 | 41.682 | 123.2 | 13:36.194 |
| 8 | 1:55.247 | 31.018 | 42.250 | 41.979 | 122.9 | 15:31.441 |

| Vlt. | Tiempo | Sector 1 | Sector 2 | Sector 3 | Km/h | T. Sesión |
|-----------|------------------------|---------------|---------------|---------------|-------|-----------|
| 16 | ELMER JOEL LIRA | | | | | CRI |
| | MOTAP RACING TEAM | | | | | KAWASAKI |
| 1 | 2:06.348 | 40.544 | 43.194 | 42.610 | 112.1 | 2:06.348 |
| 2 | 1:56.418 | 31.369 | 42.682 | 42.367 | 121.6 | 4:02.766 |
| 3 | 1:56.276 | 31.557 | 42.165 | 42.554 | 121.8 | 5:59.042 |
| 4 | 1:59.387 | 33.538 | 42.959 | 42.890 | 118.6 | 7:58.429 |
| 5 | 1:56.857 | 31.989 | 42.436 | 42.432 | 121.2 | 9:55.286 |
| 6 | 1:56.991 | 31.697 | 42.731 | 42.563 | 121.0 | 11:52.277 |
| 7 | 1:58.450 | 31.997 | 43.219 | 43.234 | 119.5 | 13:50.727 |
| 8 | 1:59.025 | 33.997 | 42.724 | 42.304 | 119.0 | 15:49.752 |
| 9 | 1:57.367 | 31.859 | 42.533 | 42.975 | 120.6 | 17:47.119 |
| 10 | 1:56.512 | 31.953 | 42.325 | 42.234 | 121.5 | 19:43.631 |
| 11 | 1:56.493 | 31.749 | 42.289 | 42.455 | 121.5 | 21:40.124 |
| 12 | 1:57.875 | 32.908 | 42.615 | 42.352 | 120.1 | 23:37.999 |
| 13 | 1:57.482 | 32.212 | 42.688 | 42.582 | 120.5 | 25:35.481 |

| Vlt. | Tiempo | Sector 1 | Sector 2 | Sector 3 | Km/h | T. Sesión |
|-----------|---------------------------|---------------|---------------|---------------|-------|-----------|
| 18 | IVAN MUÑOZ | | | | | ESP |
| | DEZA - BOX 77 RACING TEAM | | | | | KAWASAKI |
| 1 | 2:06.277 | 40.381 | 43.103 | 42.793 | 112.1 | 2:06.277 |
| 2 | 1:55.928 | 31.550 | 42.202 | 42.176 | 122.1 | 4:02.205 |
| 3 | 1:55.133 | 31.431 | 41.792 | 41.910 | 123.0 | 5:57.338 |
| 4 | 1:55.171 | 31.323 | 42.045 | 41.803 | 122.9 | 7:52.509 |
| 5 | 1:54.646 | 31.243 | 41.710 | 41.693 | 123.5 | 9:47.155 |
| 6 | 1:55.043 | 31.126 | 41.954 | 41.963 | 123.1 | 11:42.198 |
| 7 | 1:55.680 | 31.410 | 42.090 | 42.180 | 122.4 | 13:37.878 |
| 8 | 1:55.496 | 31.450 | 41.883 | 42.163 | 122.6 | 15:33.374 |
| 9 | 1:55.526 | 31.457 | 41.985 | 42.084 | 122.6 | 17:28.900 |
| 10 | 1:55.469 | 31.325 | 41.938 | 42.206 | 122.6 | 19:24.369 |
| 11 | 1:54.935 | 31.191 | 41.757 | 41.987 | 123.2 | 21:19.304 |

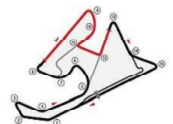
| Vlt. | Tiempo | Sector 1 | Sector 2 | Sector 3 | Km/h | T. Sesión |
|------|----------|----------|----------|----------|-------|-----------|
| 12 | 1:55.604 | 31.440 | 42.152 | 42.012 | 122.5 | 23:14.908 |
| 13 | 1:55.869 | 31.571 | 42.117 | 42.181 | 122.2 | 25:10.777 |


| Vlt. | Tiempo | Sector 1 | Sector 2 | Sector 3 | Km/h | T. Sesión |
|-----------|--------------------------------|---------------|---------------|---------------|-------|-----------|
| 21 | RAFAEL DA SILVA SANTANA | | | | | BRA |
| | KAWASAKI PL RACING JUNIOR TEA | | | | | KAWASAKI |
| 1 | 2:07.739 | 41.235 | 43.613 | 42.891 | 110.8 | 2:07.739 |
| 2 | 1:56.315 | 31.608 | 42.397 | 42.310 | 121.7 | 4:04.054 |
| 3 | 1:56.103 | 31.354 | 42.019 | 42.730 | 122.0 | 6:00.157 |
| 4 | 1:58.317 | 32.211 | 42.903 | 43.203 | 119.7 | 7:58.474 |
| 5 | 1:57.611 | 32.200 | 42.573 | 42.838 | 120.4 | 9:56.085 |
| 6 | 1:56.983 | 31.522 | 42.737 | 42.724 | 121.0 | 11:53.068 |
| 7 | 1:57.371 | 31.878 | 42.815 | 42.678 | 120.6 | 13:50.439 |

| Vlt. | Tiempo | Sector 1 | Sector 2 | Sector 3 | Km/h | T. Sesión |
|-----------|-------------------------|---------------|---------------|---------------|-------|-----------|
| 23 | JORDI RAPOSEIRAS | | | | | AND |
| | ALMA RACING | | | | | KAWASAKI |
| 1 | 2:05.802 | 40.266 | 42.866 | 42.670 | 112.5 | 2:05.802 |
| 2 | 1:56.763 | 31.587 | 42.862 | 42.314 | 121.3 | 4:02.565 |
| 3 | 1:55.882 | 31.560 | 42.080 | 42.242 | 122.2 | 5:58.447 |
| 4 | 1:56.979 | 31.631 | 42.684 | 42.664 | 121.0 | 7:55.426 |
| 5 | 1:57.062 | 31.757 | 42.669 | 42.636 | 121.0 | 9:52.488 |
| 6 | 1:57.204 | 31.935 | 42.501 | 42.768 | 120.8 | 11:49.692 |
| 7 | 1:57.379 | 32.189 | 42.733 | 42.457 | 120.6 | 13:47.071 |
| 8 | 1:56.722 | 31.990 | 42.470 | 42.262 | 121.3 | 15:43.793 |
| 9 | 1:56.734 | 31.859 | 42.385 | 42.490 | 121.3 | 17:40.527 |
| 10 | 1:56.267 | 31.819 | 42.184 | 42.264 | 121.8 | 19:36.794 |
| 11 | 1:56.446 | 32.130 | 42.168 | 42.148 | 121.6 | 21:33.240 |
| 12 | 1:55.723 | 31.563 | 42.060 | 42.100 | 122.4 | 23:28.963 |
| 13 | 1:55.837 | 31.955 | 41.951 | 41.931 | 122.2 | 25:24.800 |

| Vlt. | Tiempo | Sector 1 | Sector 2 | Sector 3 | Km/h | T. Sesión |
|-----------|---------------------------|---------------|---------------|---------------|-------|-----------|
| 26 | DANIEL OCETE | | | | | ESP |
| | I+DENT JUNIOR RACING TEAM | | | | | YAMAHA |
| 1 | 2:03.291 | 39.527 | 42.049 | 41.715 | 114.8 | 2:03.291 |
| 2 | 1:53.925 | 30.997 | 41.444 | 41.484 | 124.3 | 3:57.216 |
| 3 | 1:52.972 | 30.988 | 40.838 | 41.146 | 125.3 | 5:50.188 |
| 4 | 1:53.758 | 30.897 | 41.402 | 41.459 | 124.5 | 7:43.946 |
| 5 | 1:53.110 | 31.077 | 40.906 | 41.127 | 125.2 | 9:37.056 |
| 6 | 1:53.797 | 30.983 | 41.115 | 41.699 | 124.4 | 11:30.853 |
| 7 | 1:56.051 | 31.432 | 41.907 | 42.712 | 122.0 | 13:26.904 |
| 8 | 1:54.930 | 31.473 | 41.834 | 41.623 | 123.2 | 15:21.834 |
| 9 | 1:53.520 | 30.926 | 41.280 | 41.314 | 124.7 | 17:15.354 |
| 10 | 1:53.683 | 31.147 | 41.155 | 41.381 | 124.5 | 19:09.037 |
| 11 | 1:54.563 | 30.935 | 42.511 | 41.117 | 123.6 | 21:03.600 |
| 12 | 1:52.782 | 31.024 | 40.795 | 40.963 | 125.5 | 22:56.382 |
| 13 | 1:53.004 | 30.883 | 40.902 | 41.219 | 125.3 | 24:49.386 |

| Vlt. | Tiempo | Sector 1 | Sector 2 | Sector 3 | Km/h | T. Sesión |
|-----------|--------------------------------|---------------|---------------|---------------|-------|-----------|
| 32 | RODRIGO VALENTE MARTINS | | | | | PRT |
| | ILUSION RACING | | | | | KAWASAKI |
| 1 | 2:03.766 | 39.257 | 42.545 | 41.964 | 114.4 | 2:03.766 |
| 2 | 2:14.926 | 30.933 | 42.465 | 1:01.528 | 104.9 | 4:18.692 |
| 3 | 2:01.267 | 35.480 | 42.885 | 42.902 | 116.8 | 6:19.959 |
| 4 | 1:57.303 | 32.089 | 42.862 | 42.352 | 120.7 | 8:17.262 |
| 5 | 1:55.293 | 31.547 | 42.099 | 41.647 | 122.8 | 10:12.555 |
| 6 | 1:56.914 | 31.458 | 42.729 | 42.727 | 121.1 | 12:09.469 |
| 7 | 2:01.007 | 33.043 | 44.669 | 43.295 | 117.0 | 14:10.476 |
| 8 | 1:57.327 | 32.083 | 42.856 | 42.388 | 120.7 | 16:07.803 |
| 9 | 1:56.421 | 31.672 | 42.420 | 42.329 | 121.6 | 18:04.224 |
| 10 | 1:56.246 | 31.696 | 42.391 | 42.159 | 121.8 | 20:00.470 |



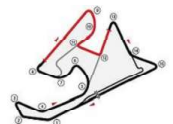


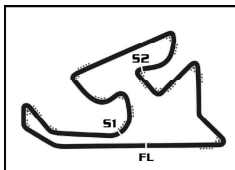
SS 300
ESBK - CTO. ESPAÑA DE VELOCIDAD
CARRERA 2

Análisis de sectores lentos

■ Mejor Personal ■ Mejor de la sesión ■ Cruzando por el pit lane

| Vlt. | Tiempo | Sector 1 | Sector 2 | Sector 3 | Km/h | T. Sesión | Vlt. | Tiempo | Sector 1 | Sector 2 | Sector 3 | Km/h | T. Sesión |
|--------------------------------------|-----------------|---------------|---------------|---------------|-------|-----------|---|-----------------|---------------|---------------|---------------|-------|-----------|
| 11 | 1:55.900 | 31.392 | 42.236 | 42.272 | 122.2 | 21:56.370 | 44 ADRIAN COVARRUBIAS ESP | | | | | | |
| 12 | 1:56.259 | 31.682 | 42.384 | 42.193 | 121.8 | 23:52.629 | PM MOTORSPORT- BULTACO KAWASAKI | | | | | | |
| 13 | 1:55.999 | 31.627 | 42.285 | 42.087 | 122.1 | 25:48.628 | 1 | 2:02.009 | 38.737 | 41.779 | 41.493 | 116.0 | 2:02.009 |
| 33 GONZALO SANCHEZ ESP | | | | | | | 2 | 1:53.987 | 31.039 | 41.575 | 41.373 | 124.2 | 3:55.996 |
| ARCO MOTOR UNIVERSITY TEAM YAMAHA | | | | | | | 3 | 1:53.101 | 30.990 | 40.910 | 41.201 | 125.2 | 5:49.097 |
| 1 | 2:00.876 | 37.910 | 41.431 | 41.535 | 117.1 | 2:00.876 | 4 | 1:53.856 | 31.097 | 41.541 | 41.218 | 124.4 | 7:42.953 |
| 2 | 1:53.447 | 30.953 | 41.080 | 41.414 | 124.8 | 3:54.323 | 5 | 1:53.130 | 31.132 | 40.805 | 41.193 | 125.2 | 9:36.083 |
| 3 | 1:53.272 | 30.980 | 41.014 | 41.278 | 125.0 | 5:47.595 | 6 | 1:53.830 | 31.669 | 40.880 | 41.281 | 124.4 | 11:29.913 |
| 4 | 1:53.997 | 31.004 | 41.716 | 41.277 | 124.2 | 7:41.592 | 7 | 1:57.323 | 32.187 | 42.425 | 42.711 | 120.7 | 13:27.236 |
| 5 | 1:52.946 | 30.634 | 41.231 | 41.081 | 125.4 | 9:34.538 | 8 | 1:54.770 | 31.298 | 41.859 | 41.613 | 123.4 | 15:22.006 |
| 6 | 1:53.133 | 30.798 | 41.006 | 41.329 | 125.2 | 11:27.671 | 9 | 1:53.459 | 31.059 | 41.139 | 41.261 | 124.8 | 17:15.465 |
| 7 | 1:56.200 | 31.112 | 41.934 | 43.154 | 121.8 | 13:23.871 | 10 | 1:53.328 | 30.905 | 40.969 | 41.454 | 124.9 | 19:08.793 |
| 8 | 1:55.951 | 31.634 | 42.422 | 41.895 | 122.1 | 15:19.822 | 11 | 1:53.545 | 30.930 | 41.582 | 41.033 | 124.7 | 21:02.338 |
| 9 | 1:54.560 | 31.142 | 41.643 | 41.775 | 123.6 | 17:14.382 | 12 | 1:53.385 | 30.881 | 41.266 | 41.238 | 124.9 | 22:55.723 |
| 10 | 1:53.681 | 31.050 | 41.116 | 41.515 | 124.5 | 19:08.063 | 13 | 1:53.712 | 30.925 | 41.172 | 41.615 | 124.5 | 24:49.435 |
| 11 | 1:54.039 | 31.367 | 41.532 | 41.140 | 124.2 | 21:02.102 | 47 ANTONIO TORRES ESP | | | | | | |
| 12 | 1:53.374 | 31.016 | 41.209 | 41.149 | 124.9 | 22:55.476 | DEZA-BOX 77 RACING TEAM KAWASAKI | | | | | | |
| 13 | 1:52.742 | 30.730 | 40.617 | 41.395 | 125.6 | 24:48.218 | 1 | 2:01.854 | 38.550 | 41.785 | 41.519 | 116.2 | 2:01.854 |
| 34 ERIK GARCIA ESP | | | | | | | 2 | 1:53.821 | 31.091 | 41.380 | 41.350 | 124.4 | 3:55.675 |
| VRC TEAM KAWASAKI | | | | | | | 3 | 1:53.367 | 31.170 | 40.873 | 41.324 | 124.9 | 5:49.042 |
| 1 | 2:06.062 | 39.952 | 43.433 | 42.677 | 112.3 | 2:06.062 | 4 | 1:54.409 | 31.323 | 41.718 | 41.368 | 123.8 | 7:43.451 |
| 2 | 1:55.436 | 31.427 | 41.882 | 42.127 | 122.7 | 4:01.498 | 5 | 1:53.246 | 31.083 | 40.843 | 41.320 | 125.0 | 9:36.697 |
| 3 | 1:56.044 | 32.321 | 41.843 | 41.880 | 122.0 | 5:57.542 | 6 | 1:53.967 | 31.200 | 41.092 | 41.675 | 124.2 | 11:30.664 |
| 4 | 1:55.374 | 31.330 | 42.055 | 41.989 | 122.7 | 7:52.916 | 7 | 1:59.403 | 31.959 | 43.095 | 44.349 | 118.6 | 13:30.067 |
| 5 | 1:54.868 | 31.138 | 41.831 | 41.899 | 123.3 | 9:47.784 | 8 | 1:56.186 | 32.185 | 42.083 | 41.918 | 121.9 | 15:26.253 |
| 6 | 1:55.114 | 31.057 | 41.984 | 42.073 | 123.0 | 11:42.898 | 9 | 1:54.658 | 31.635 | 41.413 | 41.610 | 123.5 | 17:20.911 |
| 7 | 1:55.219 | 31.200 | 42.071 | 41.948 | 122.9 | 13:38.117 | 10 | 1:54.231 | 31.782 | 41.040 | 41.409 | 123.9 | 19:15.142 |
| 8 | 1:55.798 | 31.739 | 42.046 | 42.013 | 122.3 | 15:33.915 | 11 | 1:54.390 | 31.589 | 41.221 | 41.580 | 123.8 | 21:09.532 |
| 9 | 1:55.266 | 31.268 | 41.910 | 42.088 | 122.8 | 17:29.181 | 12 | 1:54.023 | 31.703 | 40.892 | 41.428 | 124.2 | 23:03.555 |
| 10 | 1:55.504 | 31.332 | 41.924 | 42.248 | 122.6 | 19:24.685 | 13 | 1:55.637 | 31.532 | 41.696 | 42.409 | 122.4 | 24:59.192 |
| 11 | 1:54.895 | 31.265 | 41.829 | 41.801 | 123.2 | 21:19.580 | 55 UNAI CALATAYUD ESP | | | | | | |
| 12 | 1:55.479 | 31.510 | 42.020 | 41.949 | 122.6 | 23:15.059 | ARCO MOTOR UNIVERSITY TEAM YAMAHA | | | | | | |
| 13 | 1:55.395 | 31.239 | 41.879 | 42.277 | 122.7 | 25:10.454 | 1 | 2:00.927 | 37.992 | 41.481 | 41.454 | 117.1 | 2:00.927 |
| 35 VARIS FLEMING AUS | | | | | | | 2 | 1:53.451 | 30.983 | 41.192 | 41.276 | 124.8 | 3:54.378 |
| MOTAP RACING TEAM KAWASAKI | | | | | | | 3 | 1:53.285 | 31.037 | 41.022 | 41.226 | 125.0 | 5:47.663 |
| 1 | 2:03.763 | 39.103 | 42.205 | 42.455 | 114.4 | 2:03.763 | 4 | 1:53.142 | 30.779 | 40.979 | 41.384 | 125.1 | 7:40.805 |
| 2 | 1:55.698 | 31.171 | 42.614 | 41.913 | 122.4 | 3:59.461 | 5 | 1:53.559 | 31.126 | 41.101 | 41.332 | 124.7 | 9:34.364 |
| 3 | 1:53.903 | 30.959 | 41.344 | 41.600 | 124.3 | 5:53.364 | 6 | 1:53.638 | 31.261 | 41.069 | 41.308 | 124.6 | 11:28.002 |
| 4 | 1:55.350 | 31.114 | 42.092 | 42.144 | 122.7 | 7:48.714 | 7 | 1:56.053 | 31.027 | 42.045 | 42.981 | 122.0 | 13:24.055 |
| 5 | 1:54.742 | 31.250 | 41.802 | 41.690 | 123.4 | 9:43.456 | 8 | 1:55.925 | 31.672 | 42.424 | 41.829 | 122.1 | 15:19.980 |
| 6 | 1:55.335 | 31.688 | 41.757 | 41.890 | 122.8 | 11:38.791 | 9 | 1:54.659 | 31.210 | 41.712 | 41.737 | 123.5 | 17:14.639 |
| 7 | 1:56.031 | 31.746 | 42.198 | 42.087 | 122.0 | 13:34.822 | 10 | 1:54.033 | 31.002 | 41.480 | 41.551 | 124.2 | 19:08.672 |
| 8 | 1:55.964 | 31.679 | 42.314 | 41.971 | 122.1 | 15:30.786 | 11 | 1:54.019 | 30.883 | 42.004 | 41.132 | 124.2 | 21:02.691 |
| 9 | 1:55.412 | 31.430 | 41.876 | 42.106 | 122.7 | 17:26.198 | 12 | 1:53.062 | 30.777 | 41.171 | 41.114 | 125.2 | 22:55.753 |
| 10 | 1:55.445 | 31.777 | 41.717 | 41.951 | 122.6 | 19:21.643 | 13 | 1:53.773 | 31.106 | 40.945 | 41.722 | 124.4 | 24:49.526 |
| 11 | 1:54.773 | 31.452 | 41.595 | 41.726 | 123.4 | 21:16.416 | 61 URIEL HIDALGO ESP | | | | | | |
| 12 | 1:54.577 | 31.476 | 41.474 | 41.627 | 123.6 | 23:10.993 | DEZA BOX 77 RACING TEAM KAWASAKI | | | | | | |
| 13 | 1:54.380 | 31.493 | 41.267 | 41.620 | 123.8 | 25:05.373 | 1 | 2:01.270 | 38.360 | 41.373 | 41.537 | 116.8 | 2:01.270 |
| 43 HODEI MARTINEZ ESP | | | | | | | 2 | 1:53.640 | 30.874 | 41.194 | 41.572 | 124.6 | 3:54.910 |
| ARCO MOTO UNIVERSITY YAMAHA | | | | | | | 3 | 1:53.095 | 30.830 | 41.156 | 41.109 | 125.2 | 5:48.005 |
| 1 | 5:53.748B | | | | 40.0 | 5:53.748 | 4 | 1:53.858 | 30.990 | 41.535 | 41.333 | 124.4 | 7:41.863 |
| | | | | | | | 5 | 1:53.060 | 30.736 | 41.035 | 41.289 | 125.2 | 9:34.923 |






SS 300 ESBK - CTO. ESPAÑA DE VELOCIDAD CARRERA 2

Análisis de sectores lentos

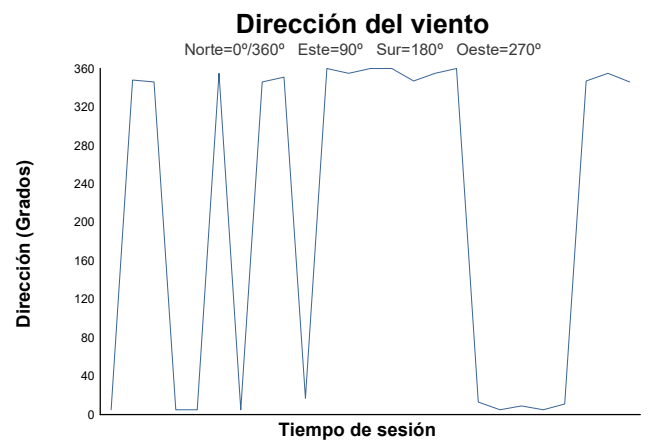
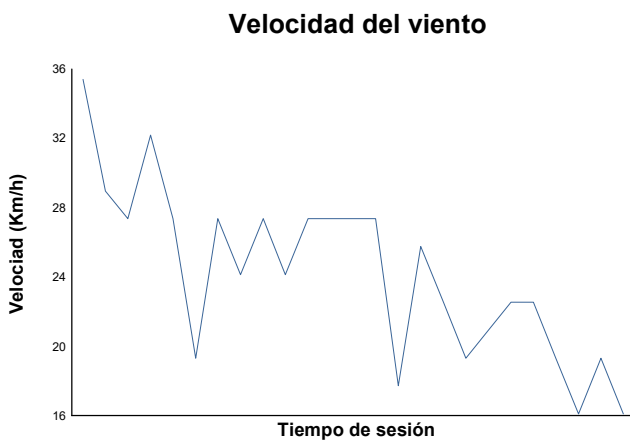
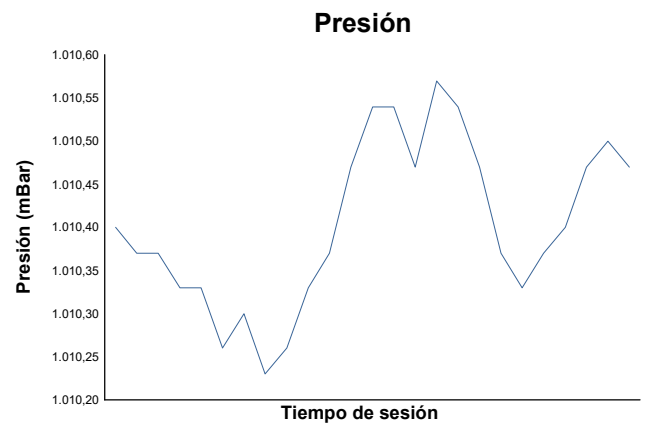
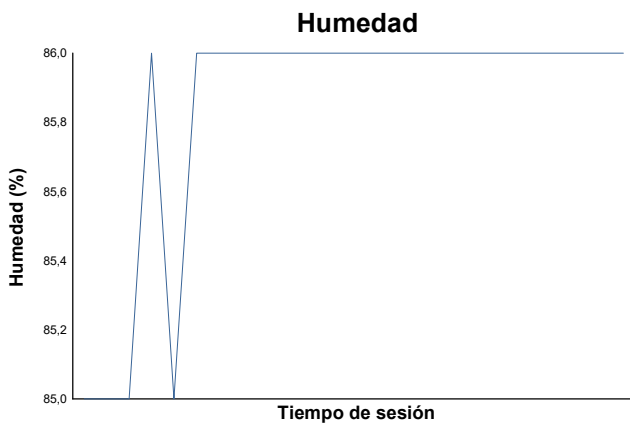
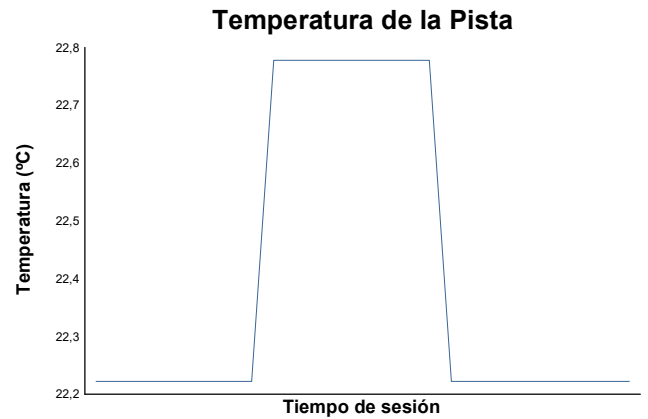
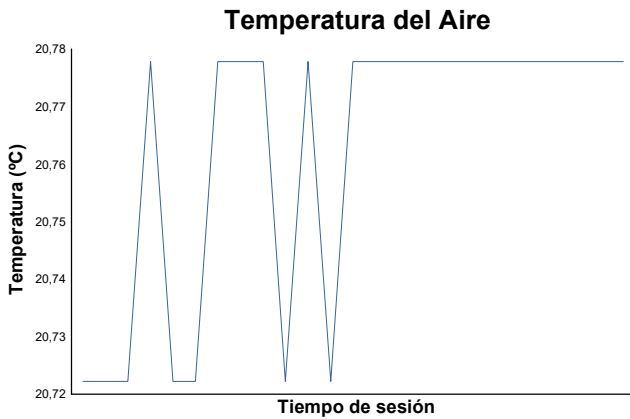
| | | | | | | | ■ Mejor Personal ■ Mejor de la sesión ■ Cruzando por el pit lane | | | | | | |
|---|----------|----------|----------|----------|-------|-----------|--|----------|----------|----------|----------|-------|-----------|
| Vlt. | Tiempo | Sector 1 | Sector 2 | Sector 3 | Km/h | T. Sesión | Vlt. | Tiempo | Sector 1 | Sector 2 | Sector 3 | Km/h | T. Sesión |
| 62 BLAI TRIAS ILUSION RACING ESP KAWASAKI | | | | | | | 7 1:55.501 31.361 41.982 42.158 122.6 13:38.060 | | | | | | |
| 1 | 2:01.350 | 38.235 | 41.462 | 41.653 | 116.7 | 2:01.350 | 8 | 1:55.457 | 31.491 | 41.940 | 42.026 | 122.6 | 15:33.517 |
| 2 | 1:53.357 | 30.973 | 41.090 | 41.294 | 124.9 | 3:54.707 | 9 | 1:55.169 | 31.174 | 41.853 | 42.142 | 122.9 | 17:28.686 |
| 3 | 1:53.077 | 30.861 | 40.949 | 41.267 | 125.2 | 5:47.784 | 10 | 1:55.605 | 31.391 | 41.861 | 42.353 | 122.5 | 19:24.291 |
| 4 | 1:53.504 | 30.948 | 41.373 | 41.183 | 124.7 | 7:41.288 | 11 | 1:55.229 | 31.465 | 41.763 | 42.001 | 122.9 | 21:19.520 |
| 5 | 1:53.120 | 30.762 | 41.151 | 41.207 | 125.2 | 9:34.408 | 12 | 1:55.763 | 31.416 | 42.335 | 42.012 | 122.3 | 23:15.283 |
| 6 | 1:53.334 | 31.073 | 41.067 | 41.194 | 124.9 | 11:27.742 | 13 | 1:55.164 | 31.316 | 41.748 | 42.100 | 122.9 | 25:10.447 |
| 7 | 1:56.018 | 31.186 | 42.020 | 42.812 | 122.0 | 13:23.760 | 79 TOMAS MARIA GONÇALVES ALONS QUARESMA RACING TEAM PRT KAWASAKI | | | | | | |
| 8 | 1:55.695 | 31.876 | 42.078 | 41.741 | 122.4 | 15:19.455 | 1 | 2:02.119 | 38.661 | 42.028 | 41.430 | 115.9 | 2:02.119 |
| 9 | 1:54.791 | 31.644 | 41.495 | 41.652 | 123.3 | 17:14.246 | 2 | 1:53.777 | 30.688 | 41.656 | 41.433 | 124.4 | 3:55.896 |
| 10 | 1:53.867 | 31.301 | 41.176 | 41.390 | 124.3 | 19:08.113 | 3 | 1:53.714 | 31.295 | 41.095 | 41.324 | 124.5 | 5:49.610 |
| 11 | 1:53.750 | 31.230 | 41.388 | 41.132 | 124.5 | 21:01.863 | 4 | 1:54.215 | 30.947 | 41.698 | 41.570 | 124.0 | 7:43.825 |
| 12 | 1:53.501 | 31.164 | 41.120 | 41.217 | 124.7 | 22:55.364 | 5 | 1:53.494 | 31.371 | 41.095 | 41.028 | 124.8 | 9:37.319 |
| 13 | 1:53.107 | 31.208 | 40.875 | 41.024 | 125.2 | 24:48.471 | 6 | 1:53.625 | 30.881 | 41.138 | 41.606 | 124.6 | 11:30.944 |
| 71 IVAN BOLAÑO DEZA - BOX 77 RACING TEAM ESP KAWASAKI | | | | | | | 7 | 1:55.939 | 31.523 | 41.888 | 42.528 | 122.1 | 13:26.883 |
| 1 | 2:03.154 | 38.897 | 42.147 | 42.110 | 115.0 | 2:03.154 | 8 | 1:54.713 | 31.305 | 41.798 | 41.610 | 123.4 | 15:21.596 |
| 2 | 1:54.798 | 31.327 | 41.535 | 41.936 | 123.3 | 3:57.952 | 9 | 1:53.382 | 30.918 | 41.263 | 41.201 | 124.9 | 17:14.978 |
| 3 | 1:54.580 | 31.123 | 41.866 | 41.591 | 123.6 | 5:52.532 | 10 | 1:53.399 | 30.776 | 41.164 | 41.459 | 124.9 | 19:08.377 |
| 4 | 1:55.544 | 31.471 | 42.114 | 41.959 | 122.5 | 7:48.076 | 11 | 1:53.414 | 30.831 | 41.346 | 41.237 | 124.8 | 21:01.791 |
| 5 | 1:55.253 | 31.469 | 41.885 | 41.899 | 122.8 | 9:43.329 | 12 | 1:53.507 | 31.078 | 41.071 | 41.358 | 124.7 | 22:55.298 |
| 6 | 1:55.963 | 31.579 | 42.219 | 42.165 | 122.1 | 11:39.292 | 13 | 1:53.751 | 31.458 | 40.908 | 41.385 | 124.5 | 24:49.049 |
| 7 | 1:56.084 | 31.546 | 42.386 | 42.152 | 122.0 | 13:35.376 | 80 CAMERON RENDE MOTAP RACING TEAM AUS KAWASAKI | | | | | | |
| 8 | 1:56.015 | 31.608 | 42.336 | 42.071 | 122.0 | 15:31.391 | 1 | 2:04.014 | 39.660 | 42.593 | 41.761 | 114.2 | 2:04.014 |
| 9 | 1:55.695 | 31.246 | 42.029 | 42.420 | 122.4 | 17:27.086 | 2 | 1:54.522 | 31.170 | 41.713 | 41.639 | 123.6 | 3:58.536 |
| 10 | 1:54.585 | 31.272 | 41.569 | 41.744 | 123.6 | 19:21.671 | 3 | 1:53.831 | 31.015 | 41.215 | 41.601 | 124.4 | 5:52.367 |
| 11 | 1:55.199 | 31.598 | 41.793 | 41.808 | 122.9 | 21:16.870 | 4 | 1:55.461 | 31.759 | 41.712 | 41.990 | 122.6 | 7:47.828 |
| 12 | 1:54.503 | 31.349 | 41.649 | 41.505 | 123.7 | 23:11.373 | 5 | 1:55.288 | 31.463 | 41.952 | 41.873 | 122.8 | 9:43.116 |
| 13 | 1:54.409 | 31.484 | 41.459 | 41.466 | 123.8 | 25:05.782 | 6 | 1:55.277 | 31.638 | 41.675 | 41.964 | 122.8 | 11:38.393 |
| 73 RYUNOSUKE NAKAMURA MDR COMPETICIÓN JPN YAMAHA | | | | | | | 7 | 1:56.216 | 31.768 | 42.003 | 42.445 | 121.8 | 13:34.609 |
| 1 | 2:07.550 | 41.010 | 43.594 | 42.946 | 111.0 | 2:07.550 | 8 | 1:56.119 | 31.822 | 42.039 | 42.258 | 121.9 | 15:30.728 |
| 2 | 1:56.119 | 31.516 | 42.347 | 42.256 | 121.9 | 4:03.669 | 9 | 1:55.599 | 31.595 | 42.003 | 42.001 | 122.5 | 17:26.327 |
| 3 | 1:56.206 | 31.211 | 42.304 | 42.691 | 121.8 | 5:59.875 | 10 | 1:54.895 | 31.418 | 41.655 | 41.822 | 123.2 | 19:21.222 |
| 4 | 1:58.507 | 32.362 | 42.661 | 43.484 | 119.5 | 7:58.382 | 11 | 1:55.497 | 31.638 | 42.047 | 41.812 | 122.6 | 21:16.719 |
| 5 | 1:57.476 | 32.155 | 42.490 | 42.831 | 120.5 | 9:55.858 | 12 | 1:54.479 | 31.353 | 41.624 | 41.502 | 123.7 | 23:11.198 |
| 6 | 1:56.831 | 31.579 | 42.700 | 42.552 | 121.2 | 11:52.689 | 13 | 1:54.374 | 31.444 | 41.488 | 41.442 | 123.8 | 25:05.572 |
| 7 | 1:58.096 | 32.087 | 43.334 | 42.675 | 119.9 | 13:50.785 | 88 TOMAS MARIN DEZA-BOX 77 RACING TEAM COL KAWASAKI | | | | | | |
| 8 | 1:57.856 | 32.051 | 42.838 | 42.967 | 120.1 | 15:48.641 | 1 | 2:06.789 | 40.832 | 43.243 | 42.714 | 111.7 | 2:06.789 |
| 9 | 1:58.509 | 32.242 | 43.061 | 43.206 | 119.5 | 17:47.150 | 2 | 1:56.386 | 31.524 | 42.631 | 42.231 | 121.7 | 4:03.175 |
| 10 | 1:57.090 | 32.102 | 42.538 | 42.450 | 120.9 | 19:44.240 | 3 | 1:56.734 | 31.399 | 42.251 | 43.084 | 121.3 | 5:59.909 |
| 11 | 1:57.047 | 31.858 | 42.639 | 42.550 | 121.0 | 21:41.287 | 4 | 1:57.920 | 31.983 | 43.149 | 42.788 | 120.1 | 7:57.829 |
| 12 | 1:57.086 | 32.293 | 42.401 | 42.392 | 120.9 | 23:38.373 | 5 | 1:56.528 | 31.867 | 42.245 | 42.416 | 121.5 | 9:54.357 |
| 13 | 1:57.608 | 31.955 | 42.935 | 42.718 | 120.4 | 25:35.981 | 6 | 1:56.472 | 31.857 | 42.220 | 42.395 | 121.6 | 11:50.829 |
| 76 GONÇALO DIAS VRC TEAM PRT KAWASAKI | | | | | | | 7 | 1:56.823 | 31.881 | 42.442 | 42.500 | 121.2 | 13:47.652 |
| 1 | 2:05.035 | 40.078 | 42.737 | 42.220 | 113.2 | 2:05.035 | 8 | 1:56.357 | 31.753 | 42.378 | 42.226 | 121.7 | 15:44.009 |
| 2 | 1:55.284 | 31.308 | 42.101 | 41.875 | 122.8 | 4:00.319 | 9 | 1:56.723 | 31.782 | 42.473 | 42.468 | 121.3 | 17:40.732 |
| 3 | 1:55.588 | 31.455 | 41.886 | 42.247 | 122.5 | 5:55.907 | 10 | 1:56.154 | 31.818 | 42.221 | 42.115 | 121.9 | 19:36.886 |
| 4 | 1:55.761 | 31.438 | 42.204 | 42.119 | 122.3 | 7:51.668 | 11 | 1:56.189 | 31.852 | 42.005 | 42.332 | 121.9 | 21:33.075 |
| 5 | 1:55.356 | 31.511 | 41.996 | 41.849 | 122.7 | 9:47.024 | 12 | 1:56.050 | 31.874 | 42.109 | 42.067 | 122.0 | 23:29.125 |
| 6 | 1:55.535 | 31.369 | 42.085 | 42.081 | 122.5 | 11:42.559 | 13 | 1:55.817 | 31.927 | 42.020 | 41.870 | 122.3 | 25:24.942 |





ESBK - CTO. ESPAÑA DE VELOCIDAD
SS 300
CARRERA 2

Informe meteorológico



Estado de pista: **SECO**

