

## SS 300

### ESBK - CTO. ESPAÑA DE VELOCIDAD CARRERA 1 (13 Vlt., 51,1 km.)

#### Clasificación

Nº Piloto	Nac	Equipo	Moto	Neum. Cl.	Vlts.	Tiempo Total	Dif.	Km/h	Mejor Vuelta			
									Vlt.	Tiempo Km/h		
1	33	GONZALO SANCHEZ	ESP ARCO MOTOR UNIVERSITY TEAM	YAMAHA	Pirelli	13	24:29.657	-	125.2	2	1:52.283	126.1
2	55	UNAI CALATAYUD	ESP ARCO MOTOR UNIVERSITY TEAM	YAMAHA	Pirelli	13	24:29.760	+0.103	125.2	4	1:52.372	126.0
3	62	BLAI TRIAS	ESP ILUSION RACING	KAWASAKI	Pirelli K	13	24:38.271	+8.614	124.5	4	1:52.671	125.7
4	47	ANTONIO TORRES	ESP DEZA-BOX 77 RACING TEAM	KAWASAKI	Pirelli K	13	24:38.343	+8.686	124.5	7	1:52.591	125.8
5	44	ADRIAN COVARRUBIAS	ESP PM MOTORSPORT- BULTACO	KAWASAKI	Pirelli K	13	24:38.619	+8.962	124.5	8	1:52.403	126.0
6	61	URIEL HIDALGO	ESP DEZA BOX 77 RACING TEAM	KAWASAKI	Pirelli K	13	24:38.531	+8.874	124.5	4	1:52.537	125.8
7	79	TOMAS MARIA GONCALVES ALONSO	PRT QUARESMA RACING TEAM	KAWASAKI	Pirelli K	13	24:44.297	+14.640	124.0	8	1:52.302	126.1
8	71	IVAN BOLAÑO	ESP DEZA - BOX 77 RACING TEAM	KAWASAKI	Pirelli K	13	24:49.287	+19.630	123.6	4	1:53.449	124.8
9	35	VARIS FLEMING	AUS MOTAP RACING TEAM	KAWASAKI	Pirelli K	13	24:49.305	+19.648	123.6	4	1:53.201	125.1
10	2	NATALIA RIVERA	ESP I-DENT JUNIOR RACING TEAM	YAMAHA	Pirelli	13	24:49.687	+20.030	123.6	5	1:53.106	125.2
11	80	CAMERON RENDE	AUS MOTAP RACING TEAM	KAWASAKI	Pirelli K	13	24:49.397	+19.740	123.6	5	1:53.065	125.2
12	43	HODEI MARTINEZ	ESP ARCO MOTO UNIVERSITY	YAMAHA	Pirelli	13	25:08.158	+38.501	122.0	4	1:54.667	123.5
13	76	GONÇALO DIAS	PRT VRC TEAM	KAWASAKI	Pirelli K	13	25:08.198	+38.541	122.0	2	1:54.850	123.3
14	18	IVAN MUÑOZ	ESP DEZA - BOX 77 RACING TEAM	KAWASAKI	Pirelli K	13	25:08.237	+38.580	122.0	10	1:54.437	123.7
15	16	ELMER JOEL LIRA	CRI MOTAP RACING TEAM	KAWASAKI	Pirelli K	13	25:08.591	+38.934	122.0	3	1:54.618	123.5
16	23	JORDI RAPOSEIRAS	AND ALMA RACING	KAWASAKI	Pirelli K	13	25:08.977	+39.320	122.0	4	1:54.873	123.3
17	4	CAROLINA MANZANO	ESP XE TAEDA GRUPO RACING	KAWASAKI	Pirelli K	13	25:09.229	+39.572	122.0	10	1:54.382	123.8
18	73	RYUNOSUKE NAKAMURA	JPN MDR COMPETICIÓN	YAMAHA	Pirelli	13	25:09.314	+39.657	122.0	10	1:54.375	123.8
19	88	TOMAS MARIN	COL DEZA-BOX 77 RACING TEAM	KAWASAKI	Pirelli K	13	25:15.242	+45.585	121.5	4	1:55.162	122.9
20	21	RAFAEL DA SILVA SANTANA	BRA KAWASAKI PL RACING JUNIOR TEAM	KAWASAKI	Pirelli K	13	25:28.769	+59.112	120.4	12	1:56.009	122.0

#### Retirados

26	DANIEL OCETE	ESP	I-DENT JUNIOR RACING TEAM	YAMAHA	Pirelli	9	17:04.394			7	1:52.188	126.2
32	RODRIGO VALENTE MARTINS	PRT	ILUSION RACING	KAWASAKI	Pirelli K	4	7:38.327			3	1:52.502	125.9
34	ERIK GARCIA	ESP	VRC TEAM	KAWASAKI	Pirelli K	1	2:05.576					

Pole:		UNAI CALATAYUD	1:51.824	126.6 Km/h
Vuelta rápida:		Vlt.7 DANIEL OCETE	1:52.188	126.2 Km/h

#79 Sancion de Long Lap por exceder track limits en carrera

#61 1 Posicion en carrera track limits ultima vuelta


#80 1 Posicion en carrera track limits ultima vuelta

Hora de publicación: .....

Estado de pista: **SECO**

<b>Race Director:</b> Maximo Guerrero	<b>Timekeeper:</b> Juan Carlos Jodra
------------------------------------------	-----------------------------------------





**SS 300**  
ESBK - CTO. ESPAÑA DE VELOCIDAD  
CARRERA 1 (13 Vlt., 51,1 km.)

Clasificación por Clase

NºPiloto	Nac	Equipo	Moto	Vlts.	Tiempo Total	Dif. Km/h	Mejor Vuelta					
							Vlt.	Tiempo Km/h				
<b>K</b>												
1	62	BLAI TRIAS	ESP	ILUSION RACING	KAWASAKI	13	24:38.271	124.5	4	1:52.671	125.7	
2	47	ANTONIO TORRES	ESP	DEZA-BOX 77 RACING TEAM	KAWASAKI	13	24:38.343	+0.072	124.5	7	1:52.591	125.8
3	44	ADRIAN COVARRUBIAS	ESP	PM MOTORSPORT- BULTACO	KAWASAKI	13	24:38.619	+0.348	124.5	8	1:52.403	126.0
4	61	URIEL HIDALGO	ESP	DEZA BOX 77 RACING TEAM	KAWASAKI	13	24:38.531	+0.260	124.5	4	1:52.537	125.8
5	79	TOMAS MARIA GONCALVES ALONSO	PRT	QUARESMA RACING TEAM	KAWASAKI	13	24:44.297	+6.026	124.0	8	1:52.302	126.1
6	71	IVAN BOLAÑO	ESP	DEZA - BOX 77 RACING TEAM	KAWASAKI	13	24:49.287	+11.016	123.6	4	1:53.449	124.8
7	35	VARIS FLEMING	AUS	MOTAP RACING TEAM	KAWASAKI	13	24:49.305	+11.034	123.6	4	1:53.201	125.1
8	80	CAMERON RENDE	AUS	MOTAP RACING TEAM	KAWASAKI	13	24:49.397	+11.126	123.6	5	1:53.065	125.2
9	76	GONÇALO DIAS	PRT	VRC TEAM	KAWASAKI	13	25:08.198	+29.927	122.0	2	1:54.850	123.3
10	18	IVAN MUÑOZ	ESP	DEZA - BOX 77 RACING TEAM	KAWASAKI	13	25:08.237	+29.966	122.0	10	1:54.437	123.7
11	16	ELMER JOEL LIRA	CRI	MOTAP RACING TEAM	KAWASAKI	13	25:08.591	+30.320	122.0	3	1:54.618	123.5
12	23	JORDI RAPOSEIRAS	AND	ALMA RACING	KAWASAKI	13	25:08.977	+30.706	122.0	4	1:54.873	123.3
13	4	CAROLINA MANZANO	ESP	XE TAEDA GRUPO RACING	KAWASAKI	13	25:09.229	+30.958	122.0	10	1:54.382	123.8
14	88	TOMAS MARIN	COL	DEZA-BOX 77 RACING TEAM	KAWASAKI	13	25:15.242	+36.971	121.5	4	1:55.162	122.9
15	21	RAFAEL DA SILVA SANTANA	BRA	KAWASAKI PL RACING JUNIOR TEAM	KAWASAKI	13	25:28.769	+50.498	120.4	12	1:56.009	122.0
<b>Retirados</b>												
32		RODRIGO VALENTE MARTINS	PRT	ILUSION RACING	KAWASAKI	4	7:38.327	9 Vlt.	3	1:52.502	125.9	
34		ERIK GARCIA	ESP	VRC TEAM	KAWASAKI	1	2:05.576	12 Vlt.				

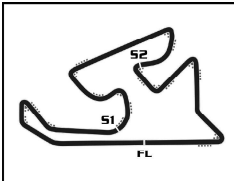
#79 Sancion de Long Lap por exceder track limits en carrera  
#61 1 Posicion en carrera track limits ultima vuelta  
#80 1 Posicion en carrera track limits ultima vuelta

Estado de pista: **SECO**

Hora de publicación: .....

<b>Race Director:</b> Maximo Guerrero	<b>Timekeeper:</b> Juan Carlos Jodra
------------------------------------------	-----------------------------------------





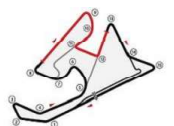
SS 300


ESBK - CTO. ESPAÑA DE VELOCIDAD  
CARRERA 1

Planing

CIRCUITO DE NAVARRA 3.933 m.

Nº	Pos	Parrilla	Vit.													
			1	2	3	4	5	6	7	8	9	10	11	12	13	
55	1	55	33	33	33	33	33	33	33	33	33	33	33	33	33	33
33	2	33	55	55	55	55	55	55	55	55	55	55	55	55	55	55
62	3	62	62	62	62	62	62	62	62	61	26	62	61	61	62	62
26	4	26	32	32	32	32	61	61	61	26	62	61	62	62	47	47
61	5	61	61	61	61	61	26	26	26	62	61	44	47	47	61	61
2	6	2	47	47	47	26	47	47	47	79	44	47	44	44	44	44
44	7	44	79	79	26	47	44	79	79	47	47	79	79	79	79	79
47	8	47	44	44	79	79	79	44	44	44	79	35	71	35	71	71
79	9	79	26	26	44	44	71	35	35	35	35	2	35	71	35	35
32	10	32	71	71	71	71	35	80	80	80	80	71	80	80	80	80
71	11	71	80	80	35	35	80	71	71	71	71	80	2	2	2	2
35	12	35	35	35	80	80	2	2	2	2	2	76	43	76	43	43
80	13	80	2	2	2	2	76	76	76	76	76	43	76	18	76	76
76	14	76	4	76	76	76	23	23	43	43	43	16	18	43	18	18
23	15	23	23	23	23	23	43	43	23	16	23	23	4	4	16	16
43	16	43	43	43	4	4	4	4	16	23	16	18	16	16	23	23
4	17	4	76	4	16	43	16	16	4	4	18	4	23	23	4	4
34	18	34	34	16	43	16	73	73	73	18	4	73	73	73	73	73
88	19	88	18	18	18	73	18	18	18	73	73	88	88	88	88	88
73	20	73	16	73	73	18	88	88	88	88	88	21	21	21	21	21
16	21	16	73	88	88	88	21	21	21	21	21					
21	22	21	88	21	21	21										
18	23	18	21													




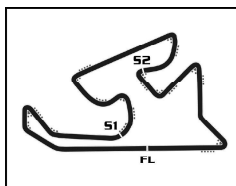


## SS 300 ESBK - CTO. ESPAÑA DE VELOCIDAD CARRERA 1

### Mejores tiempos de sector

Sector 1			Sector 2		Sector 3		Pos	Nº Piloto	Vuelta Ideal	Mejor Vuelta
Pos	Nº Piloto	Tiempo	Nº Piloto	Tiempo	Nº Piloto	Tiempo				
1	32 R.VALENTE MARTINS	30.493	44 A.COVARRUBIAS	40.500	32 R.VALENTE MARTINS	40.730	1	26 D.OCETE	1:51.980	1:52.188 (1)
2	79 T.GONÇALVES ALONSO	30.511	26 D.OCETE	40.517	26 D.OCETE	40.732	2	55 U.CALATAYUD	1:51.987	1:52.372 (4)
3	61 U.HIDALGO	30.542	33 G.SANCHEZ	40.551	55 U.CALATAYUD	40.799	3	61 U.HIDALGO	1:52.043	1:52.537 (7)
4	55 U.CALATAYUD	30.628	55 U.CALATAYUD	40.560	61 U.HIDALGO	40.825	4	33 G.SANCHEZ	1:52.054	1:52.283 (2)
5	80 C.RENDE	30.631	61 U.HIDALGO	40.676	79 T.GONÇALVES ALONSO	40.851	5	44 A.COVARRUBIAS	1:52.148	1:52.403 (5)
6	33 G.SANCHEZ	30.640	47 A.TORRES	40.774	33 G.SANCHEZ	40.863	6	32 R.VALENTE MARTINS	1:52.167	1:52.502 (6)
7	2 N.RIVERA	30.660	62 B.TRIAS	40.852	44 A.COVARRUBIAS	40.865	7	79 T.GONÇALVES ALONSO	1:52.264	1:52.302 (3)
8	62 B.TRIAS	30.689	79 T.GONÇALVES ALONSO	40.902	62 B.TRIAS	40.924	8	62 B.TRIAS	1:52.465	1:52.671 (9)
9	26 D.OCETE	30.731	2 N.RIVERA	40.935	47 A.TORRES	40.961	9	47 A.TORRES	1:52.476	1:52.591 (8)
10	47 A.TORRES	30.741	32 R.VALENTE MARTINS	40.944	35 V.FLEMING	40.970	10	2 N.RIVERA	1:52.621	1:53.106 (11)
11	44 A.COVARRUBIAS	30.783	35 V.FLEMING	41.053	2 N.RIVERA	41.026	11	80 C.RENDE	1:52.802	1:53.065 (10)
12	71 I.BOLAÑO	30.847	80 C.RENDE	41.053	71 I.BOLAÑO	41.075	12	35 V.FLEMING	1:52.918	1:53.201 (12)
13	35 V.FLEMING	30.895	71 I.BOLAÑO	41.144	80 C.RENDE	41.118	13	71 I.BOLAÑO	1:53.066	1:53.449 (13)
14	18 I.MUÑOZ	31.063	73 R.NAKAMURA	41.478	4 C.MANZANO	41.274	14	4 C.MANZANO	1:53.931	1:54.382 (15)
15	73 R.NAKAMURA	31.135	76 G.DIAS	41.485	16 E.LIRA	41.351	15	73 R.NAKAMURA	1:54.146	1:54.375 (14)
16	16 E.LIRA	31.160	4 C.MANZANO	41.492	43 H.MARTINEZ	41.529	16	18 I.MUÑOZ	1:54.160	1:54.437 (16)
17	4 C.MANZANO	31.165	18 I.MUÑOZ	41.499	73 R.NAKAMURA	41.533	17	16 E.LIRA	1:54.215	1:54.618 (17)
18	23 J.RAPOSEIRAS	31.195	43 H.MARTINEZ	41.642	23 J.RAPOSEIRAS	41.568	18	76 G.DIAS	1:54.362	1:54.850 (19)
19	88 T.MARIN	31.200	16 E.LIRA	41.704	18 I.MUÑOZ	41.598	19	43 H.MARTINEZ	1:54.423	1:54.667 (18)
20	76 G.DIAS	31.236	23 J.RAPOSEIRAS	41.751	76 G.DIAS	41.641	20	23 J.RAPOSEIRAS	1:54.514	1:54.873 (20)
21	43 H.MARTINEZ	31.252	88 T.MARIN	41.759	88 T.MARIN	41.877	21	88 T.MARIN	1:54.836	1:55.162 (21)
22	34 E.GARCIA	31.340	21 R.DA SILVA SANTANA	42.067	34 E.GARCIA	42.159	22	34 E.GARCIA	1:55.582	
23	21 R.DA SILVA SANTANA	31.692	34 E.GARCIA	42.083	21 R.DA SILVA SANTANA	42.250	23	21 R.DA SILVA SANTANA	1:56.009	1:56.009 (22)





CIRCUITO DE NAVARRA - 3.933 m.


## SS 300

### ESBK - CTO. ESPAÑA DE VELOCIDAD Después de CARRERA 1

#### Velocidad máxima del evento

Nº Piloto	Equipo	Moto	Clase	V.Max	Vit.	Sesión
16 ELMER JOEL LIRA	MOTAP RACING TEAM	KAWASAKI	K	201.5	2	CARRERA 1
23 JORDI RAPOSEIRAS	ALMA RACING	KAWASAKI	K	201.5	2	CARRERA 1
79 TOMAS MARIA GONÇALVES ALONSO	QUARESMA RACING TEAM	KAWASAKI	K	200.7	4	CARRERA 1
32 RODRIGO VALENTE MARTINS	ILUSION RACING	KAWASAKI	K	200.4	4	CARRERA 1
34 ERIK GARCIA	VRC TEAM	KAWASAKI	K	200.4	2	CARRERA 1
35 VARIS FLEMING	MOTAP RACING TEAM	KAWASAKI	K	200.4	2	CARRERA 1
80 CAMERON RENDE	MOTAP RACING TEAM	KAWASAKI	K	200.4	6	CARRERA 1
71 IVAN BOLAÑO	DEZA - BOX 77 RACING TEAM	KAWASAKI	K	199.6	8	CARRERA 1
76 GONÇALO DIAS	VRC TEAM	KAWASAKI	K	199.3	2	CARRERA 1
61 URIEL HIDALGO	DEZA BOX 77 RACING TEAM	KAWASAKI	K	198.9	10	CARRERA 1
18 IVAN MUÑOZ	DEZA - BOX 77 RACING TEAM	KAWASAKI	K	198.5	5	CARRERA 1
62 BLAI TRIAS	ILUSION RACING	KAWASAKI	K	198.5	9	CARRERA 1
33 GONZALO SANCHEZ	ARCO MOTOR UNIVERSITY TEAM	YAMAHA		197.4	2	ENT. CRONOMETRADO
26 DANIEL OCETE	I+DENT JUNIOR RACING TEAM	YAMAHA		197.1	8	CARRERA 1
44 ADRIAN COVARRUBIAS	PM MOTORSPORT- BULTACO	KAWASAKI	K	197.1	4	CARRERA 1
2 NATALIA RIVERA	I+DENT JUNIOR RACING TEAM	YAMAHA		196.7	2	CARRERA 1
4 CAROLINA MANZANO	XE TAEDA GRUPO RACING	KAWASAKI	K	196.7	3	CARRERA 1
73 RYUNOSUKE NAKAMURA	MDR COMPETICIÓN	YAMAHA		196.7	12	CARRERA 1
88 TOMAS MARIN	DEZA-BOX 77 RACING TEAM	KAWASAKI	K	196.7	2	CARRERA 1
55 UNAI CALATAYUD	ARCO MOTOR UNIVERSITY TEAM	YAMAHA		196.4	2	ENT. CRONOMETRADO
21 RAFAEL DA SILVA SANTANA	KAWASAKI PL RACING JUNIOR TEAM	KAWASAKI	K	195.7	2	CARRERA 1
47 ANTONIO TORRES	DEZA-BOX 77 RACING TEAM	KAWASAKI	K	194.9	10	CARRERA 1
43 HODEI MARTINEZ	ARCO MOTO UNIVERSITY	YAMAHA		194.6	2	CARRERA 1







## SS 300 ESBK - CTO. ESPAÑA DE VELOCIDAD CARRERA 1

### Secuencia de líderes por Clase

Nº	Piloto	Equipo	Moto	Vuelta a	Vuelta Final	Vlts.	Total Vlts.
33	GONZALO SANCHEZ	ARCO MOTOR UNIVERSITY TEAM	YAMAHA	1	13	13	13
<b>K</b>							
62	BLAI TRIAS	ILUSION RACING	KAWASAKI	1	7	7	7
61	URIEL HIDALGO	DEZA BOX 77 RACING TEAM	KAWASAKI	8	8	1	1
62	BLAI TRIAS	ILUSION RACING	KAWASAKI	9	10	2	9
61	URIEL HIDALGO	DEZA BOX 77 RACING TEAM	KAWASAKI	11	12	2	3
62	BLAI TRIAS	ILUSION RACING	KAWASAKI	13	13	1	10






**SS 300**  
ESBK - CTO. ESPAÑA DE VELOCIDAD  
CARRERA 1

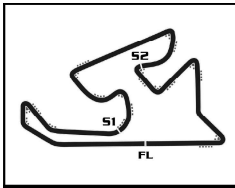
Secuencia de vueltas rápidas

T. Sesión	Nº Piloto	Equipo	Moto	Clase	Tiempo	Km/h	Vlt.
3:51.292	<b>33 GONZALO SANCHEZ</b>	ARCO MOTOR UNIVERSITY TEAM	YAMAHA		<b>1:52.283</b>	126.1	2
13:18.342	<b>26 DANIEL OCETE</b>	I+DENT JUNIOR RACING TEAM	YAMAHA		<b>1:52.188</b>	126.2	7









CIRCUITO DE NAVARRA 3.933 m.

## SS 300


ESBK - CTO. ESPAÑA DE VELOCIDAD


CARRERA 1

Tiempos por vuelta

Piloto Doblado

Nº	Tiempo	Dif.	Nº	Tiempo	Dif.	Nº	Tiempo	Dif.	Nº	Tiempo	Dif.	Nº	Tiempo	Dif.
33	1:52.658													
55	1:52.417	0.103												
62	1:53.578	8.614												
47	1:53.348	8.686												
61	1:53.877	8.874												
44	1:53.538	8.962												
79	1:54.256	14.640												
71	1:54.161	19.630												
35	1:54.372	19.648												
80	1:54.144	19.740												
2	1:54.189	20.030												
43	1:55.102	38.501												
76	1:55.468	38.541												
18	1:55.470	38.580												
16	1:55.330	38.934												
23	1:55.094	39.320												
4	1:55.984	39.572												
73	1:55.052	39.657												
88	1:56.891	45.585												
21	1:56.369	59.112												







# SS 300 ESBK - CTO. ESPAÑA DE VELOCIDAD CARRERA 1

## Análisis de sectores lentos

■ Mejor Personal ■ Mejor de la sesión ■ Cruzando por el pit lane

Vlt.	Tiempo	Sector 1	Sector 2	Sector 3	Km/h	T. Sesión	Vlt.	Tiempo	Sector 1	Sector 2	Sector 3	Km/h	T. Sesión
<b>2</b>	<b>NATALIA RIVERA</b> ESP I+DENT JUNIOR RACING TEAM YAMAHA						7	1:55.176	31.188	41.951	42.037	122.9	13:38.379
1	2:03.747	39.332	42.441	41.974	114.4	2:03.747	8	1:55.674	31.202	41.780	42.692	122.4	15:34.053
2	1:53.874	30.958	41.498	41.418	124.3	3:57.621	9	1:54.494	31.241	41.523	41.730	123.7	17:28.547
3	1:53.870	30.865	41.676	41.329	124.3	5:51.491	10	1:54.437	31.264	41.499	41.674	123.7	19:22.984
4	1:53.180	30.660	41.327	41.193	125.1	7:44.671	11	1:55.248	31.765	41.638	41.845	122.9	21:18.232
5	1:53.106	30.793	41.064	41.249	125.2	9:37.777	12	1:54.535	31.248	41.689	41.598	123.6	23:12.767
6	1:53.491	31.530	40.935	41.026	124.8	11:31.268	13	1:55.470	31.472	41.901	42.097	122.6	25:08.237
7	1:53.659	31.040	41.333	41.286	124.6	13:24.927	<b>21</b> <b>RAFAEL DA SILVA SANTANA</b> BRA KAWASAKI PL RACING JUNIOR TEª KAWASAKI						
8	1:53.419	31.033	41.209	41.177	124.8	15:18.346	1	2:07.655	41.002	44.128	42.525	110.9	2:07.655
9	1:53.563	31.142	41.314	41.107	124.7	17:11.909	2	1:56.505	31.767	42.172	42.566	121.5	4:04.160
10	1:54.086	31.224	41.724	41.138	124.1	19:05.995	3	1:56.526	31.828	42.245	42.453	121.5	6:00.686
11	1:55.197	31.470	42.144	41.583	122.9	21:01.192	4	1:56.757	31.811	42.368	42.578	121.3	7:57.443
12	1:54.306	31.181	41.655	41.470	123.9	22:55.498	5	1:56.959	32.034	42.407	42.518	121.1	9:54.402
13	1:54.189	31.193	41.649	41.347	124.0	24:49.687	6	1:57.260	31.902	42.458	42.900	120.7	11:51.662
<b>4</b> <b>CAROLINA MANZANO</b> ESP XE TAEDA GRUPO RACING KAWASAKI							7	1:56.938	31.987	42.500	42.451	121.1	13:48.600
1	2:04.805	39.962	43.074	41.769	113.4	2:04.805	8	1:57.101	31.912	42.478	42.711	120.9	15:45.701
2	1:56.035	31.394	42.357	42.284	122.0	4:00.840	9	1:57.133	31.790	42.287	43.056	120.9	17:42.834
3	1:54.747	31.165	41.668	41.914	123.4	5:55.587	10	1:56.962	31.992	42.501	42.469	121.1	19:39.796
4	1:54.841	31.543	41.887	41.411	123.3	7:50.428	11	1:56.595	31.855	42.310	42.430	121.4	21:36.391
5	1:56.307	31.738	42.184	42.385	121.7	9:46.735	12	1:56.009	31.692	42.067	42.250	122.0	23:32.400
6	1:54.646	31.290	41.574	41.782	123.5	11:41.381	13	1:56.369	31.755	42.179	42.435	121.7	25:28.769
7	1:55.751	31.470	43.007	41.274	122.3	13:37.132	<b>23</b> <b>JORDI RAPOSEIRAS</b> AND ALMA RACING KAWASAKI						
8	1:56.897	31.358	42.490	43.049	121.1	15:34.029	1	2:04.817	40.055	42.732	42.030	113.4	2:04.817
9	1:54.581	31.457	41.663	41.461	123.6	17:28.610	2	1:55.386	31.557	41.943	41.886	122.7	4:00.203
10	1:54.382	31.420	41.492	41.470	123.8	19:22.992	3	1:55.296	31.509	41.751	42.036	122.8	5:55.499
11	1:55.311	31.879	41.887	41.545	122.8	21:18.303	4	1:54.873	31.367	41.938	41.568	123.3	7:50.372
12	1:54.942	31.360	42.054	41.528	123.2	23:13.245	5	1:55.496	31.931	41.785	41.780	122.6	9:45.868
13	1:55.984	31.371	42.899	41.714	122.1	25:09.229	6	1:55.153	31.430	41.957	41.766	123.0	11:41.021
<b>16</b> <b>ELMER JOEL LIRA</b> CRI MOTAP RACING TEAM KAWASAKI							7	1:55.564	31.537	42.358	41.669	122.5	13:36.585
1	2:06.625	40.442	44.108	42.075	111.8	2:06.625	8	1:55.219	31.722	41.834	41.663	122.9	15:31.804
2	1:54.805	31.219	41.971	41.615	123.3	4:01.430	9	1:54.970	31.386	41.884	41.700	123.2	17:26.774
3	1:54.618	31.160	41.718	41.740	123.5	5:56.048	10	1:55.660	31.983	41.861	41.816	122.4	19:22.434
4	1:55.027	31.427	42.152	41.448	123.1	7:51.075	11	1:56.526	32.182	42.648	41.696	121.5	21:18.960
5	1:55.836	31.343	42.124	42.369	122.2	9:46.911	12	1:54.923	31.195	42.005	41.723	123.2	23:13.883
6	1:54.912	31.424	42.130	41.358	123.2	11:41.823	13	1:55.094	31.271	41.848	41.975	123.0	25:08.977
7	1:54.851	31.222	41.995	41.634	123.3	13:36.674	<b>26</b> <b>DANIEL OCETE</b> ESP I+DENT JUNIOR RACING TEAM YAMAHA						
8	1:54.683	31.507	41.704	41.472	123.5	15:31.357	1	2:01.822	38.605	41.716	41.501	116.2	2:01.822
9	1:55.642	32.060	41.954	41.628	122.4	17:26.999	2	1:53.096	30.731	41.250	41.115	125.2	3:54.918
10	1:55.433	31.895	41.961	41.577	122.7	19:22.432	3	1:53.101	30.911	40.989	41.201	125.2	5:48.019
11	1:56.165	32.044	42.577	41.544	121.9	21:18.597	4	1:52.529	30.794	40.805	40.930	125.8	7:40.548
12	1:54.664	31.305	42.008	41.351	123.5	23:13.261	5	1:52.784	30.972	40.725	41.087	125.5	9:33.332
13	1:55.330	31.613	41.888	41.829	122.8	25:08.591	6	1:52.822	30.977	40.897	40.948	125.5	11:26.154
<b>18</b> <b>IVAN MUÑOZ</b> ESP DEZA - BOX 77 RACING TEAM KAWASAKI							7	1:52.188	30.939	40.517	40.732	126.2	13:18.342
1	2:06.133	40.606	43.048	42.479	112.3	2:06.133	8	1:53.089	30.891	41.079	41.119	125.2	15:11.431
2	1:55.321	31.063	41.922	42.336	122.8	4:01.454	9	1:52.963	30.925	40.861	41.177	125.3	17:04.394
3	1:55.467	31.292	42.100	42.075	122.6	5:56.921	<b>32</b> <b>RODRIGO VALENTE MARTINS</b> PRT ILUSION RACING KAWASAKI						
4	1:55.559	31.167	42.355	42.037	122.5	7:52.480	1	2:00.466	38.170	41.188	41.108	117.5	2:00.466
5	1:55.375	31.381	41.847	42.147	122.7	9:47.855	2	1:52.754	30.561	41.047	41.146	125.6	3:53.220
6	1:55.348	31.455	41.942	41.951	122.7	11:43.203	3	1:52.502	30.702	41.070	40.730	125.9	5:45.722






# SS 300 ESBK - CTO. ESPAÑA DE VELOCIDAD CARRERA 1

## Análisis de sectores lentos

■ Mejor Personal ■ Mejor de la sesión ■ Cruzando por el pit lane

Vlt.	Tiempo	Sector 1	Sector 2	Sector 3	Km/h	T. Sesión	Vlt.	Tiempo	Sector 1	Sector 2	Sector 3	Km/h	T. Sesión
<b>33 GONZALO SANCHEZ</b> ESP							2 1:52.926 30.855 40.946 41.125 125.4 3:54.715						
ARCO MOTOR UNIVERSITY TEAM YAMAHA							3 1:53.617 31.151 41.146 41.320 124.6 5:48.332						
1	1:59.009	37.521	40.590	40.898	119.0	1:59.009	4	1:53.147	31.372	40.699	41.076	125.1	7:41.479
2	<b>1:52.283</b>	30.773	40.581	40.929	126.1	3:51.292	5	1:52.891	30.872	40.807	41.212	125.4	9:34.370
3	1:52.691	31.019	40.609	41.063	125.6	5:43.983	6	1:53.220	30.876	41.121	41.223	125.1	11:27.590
4	1:52.359	30.824	<b>40.551</b>	40.984	126.0	7:36.342	7	1:52.618	30.944	40.684	40.990	125.7	13:20.208
5	1:52.526	30.824	40.693	41.009	125.8	9:28.868	8	<b>1:52.403</b>	31.038	<b>40.500</b>	<b>40.865</b>	126.0	15:12.611
6	1:52.469	<b>30.640</b>	40.838	40.991	125.9	11:21.337	9	1:53.043	30.956	40.972	41.115	125.3	17:05.654
7	1:52.475	30.766	40.610	41.099	125.9	13:13.812	10	1:53.118	<b>30.783</b>	41.239	41.096	125.2	18:58.772
8	1:52.485	30.849	40.741	40.895	125.9	15:06.297	11	1:53.614	31.530	40.754	41.330	124.6	20:52.386
9	1:52.566	30.736	40.967	<b>40.863</b>	125.8	16:58.863	12	1:52.695	31.208	40.596	40.891	125.6	22:45.081
10	1:52.579	30.735	40.684	41.160	125.8	18:51.442	13	1:53.538	31.005	41.210	41.323	124.7	24:38.619
11	1:52.930	30.849	40.887	41.194	125.4	20:44.372	<b>47 ANTONIO TORRES</b> ESP						
12	1:52.627	30.826	40.890	40.911	125.7	22:36.999	DEZA-BOX 77 RACING TEAM KAWASAKI						
13	1:52.658	30.906	40.806	40.946	125.7	24:29.657	1	2:01.192	38.557	41.391	41.244	116.8	2:01.192
<b>34 ERIK GARCIA</b> ESP							2 1:53.353 30.939 41.262 41.152 124.9 3:54.545						
VRC TEAM KAWASAKI							3 1:53.031 30.819 40.975 41.237 125.3 5:47.576						
1	2:05.576	40.199	43.218	<b>42.159</b>	112.8	2:05.576	4	1:53.383	31.036	41.316	41.031	124.9	7:40.959
<b>35 VARIS FLEMING</b> AUS							5 1:52.795 30.795 40.932 41.068 125.5 9:33.754						
MOTAP RACING TEAM KAWASAKI							6 1:52.855 30.805 41.033 41.017 125.5 11:26.609						
1	2:03.291	39.546	42.090	41.655	114.8	2:03.291	7	<b>1:52.591</b>	<b>30.741</b>	40.828	41.022	125.8	13:19.200
2	1:53.979	30.985	41.705	41.289	124.2	3:57.270	8	1:53.357	31.258	41.065	41.034	124.9	15:12.557
3	1:53.472	<b>30.895</b>	41.428	41.149	124.8	5:50.742	9	1:53.408	31.156	41.240	41.012	124.8	17:05.965
4	<b>1:53.201</b>	30.956	41.183	41.062	125.1	7:43.943	10	1:53.032	30.857	41.016	41.159	125.3	18:58.997
5	1:53.247	30.911	<b>41.053</b>	41.283	125.0	9:37.190	11	1:53.043	31.073	<b>40.774</b>	41.196	125.3	20:52.040
6	1:53.438	30.987	41.188	41.263	124.8	11:30.628	12	1:52.955	30.977	41.017	<b>40.961</b>	125.3	22:44.995
7	1:53.242	31.031	41.241	<b>40.970</b>	125.0	13:23.870	13	1:53.348	30.917	41.045	41.386	124.9	24:38.343
8	1:53.507	31.117	41.054	41.336	124.7	15:17.377	<b>55 UNAI CALATAYUD</b> ESP						
9	1:53.564	31.283	41.110	41.171	124.7	17:10.941	ARCO MOTOR UNIVERSITY TEAM YAMAHA						
10	1:54.784	31.724	41.447	41.613	123.4	19:05.725	1	1:59.266	37.651	40.716	40.899	118.7	1:59.266
11	1:54.946	31.372	42.154	41.420	123.2	21:00.671	2	1:52.436	30.687	40.627	41.122	125.9	3:51.702
12	1:54.262	31.158	41.482	41.622	123.9	22:54.933	3	1:52.560	30.868	40.648	41.044	125.8	5:44.262
13	1:54.372	31.208	41.456	41.708	123.8	24:49.305	4	<b>1:52.372</b>	30.771	<b>40.560</b>	41.041	126.0	7:36.634
<b>43 HODEI MARTINEZ</b> ESP							5 1:52.378 30.647 40.765 40.966 126.0 9:29.012						
ARCO MOTO UNIVERSITY YAMAHA							6 1:52.508 <b>30.628</b> 40.881 40.999 125.8 11:21.520						
1	2:05.154	40.245	42.909	42.000	113.1	2:05.154	7	1:52.378	30.718	40.750	40.910	126.0	13:13.898
2	1:55.557	31.609	41.997	41.951	122.5	4:00.711	8	1:52.605	30.977	40.688	40.940	125.7	15:06.503
3	1:55.564	31.467	<b>41.642</b>	42.455	122.5	5:56.275	9	1:52.540	30.654	41.087	<b>40.799</b>	125.8	16:59.043
4	<b>1:54.667</b>	31.418	41.720	<b>41.529</b>	123.5	7:50.942	10	1:52.478	30.678	40.783	41.017	125.9	18:51.521
5	1:55.564	31.630	42.161	41.773	122.5	9:46.506	11	1:52.930	30.870	40.999	41.061	125.4	20:44.451
6	1:54.826	<b>31.252</b>	41.777	41.797	123.3	11:41.332	12	1:52.892	30.846	41.025	41.021	125.4	22:37.343
7	1:55.039	31.326	41.871	41.842	123.1	13:36.371	13	1:52.417	30.742	40.624	41.051	125.9	24:29.760
8	1:54.974	31.419	41.716	41.839	123.1	15:31.345	<b>61 URIEL HIDALGO</b> ESP						
9	1:55.367	31.516	41.951	41.900	122.7	17:26.712	DEZA BOX 77 RACING TEAM KAWASAKI						
10	1:55.679	31.811	41.796	42.072	122.4	19:22.391	1	2:00.711	38.423	41.174	41.114	117.3	2:00.711
11	1:55.402	31.445	41.921	42.036	122.7	21:17.793	2	1:52.987	<b>30.542</b>	41.047	41.398	125.3	3:53.698
12	1:55.263	31.540	42.091	41.632	122.8	23:13.056	3	1:52.590	30.621	40.836	41.133	125.8	5:46.288
13	1:55.102	31.454	41.858	41.790	123.0	25:08.158	4	<b>1:52.537</b>	30.713	40.999	<b>40.825</b>	125.8	7:38.825
<b>44 ADRIAN COVARRUBIAS</b> ESP							5 1:53.055 30.760 40.711 41.584 125.2 9:31.880						
PM MOTORSPORT- BULTACO KAWASAKI							6 1:53.116 30.956 41.086 41.074 125.2 11:24.996						
1	2:01.789	38.931	41.470	41.388	116.3	2:01.789	7	1:53.106	30.971	40.991	41.144	125.2	13:18.102
							8	1:53.263	30.973	41.058	41.232	125.0	15:11.365
							9	1:54.049	31.139	41.516	41.394	124.1	17:05.414
							10	1:53.033	30.745	41.033	41.255	125.3	18:58.447






# SS 300 ESBK - CTO. ESPAÑA DE VELOCIDAD CARRERA 1

## Análisis de sectores lentos

Mejor Personal							Mejor de la sesión							B Cruzando por el pit lane							
Vlt.	Tiempo	Sector 1	Sector 2	Sector 3	Km/h	T. Sesión	Vlt.	Tiempo	Sector 1	Sector 2	Sector 3	Km/h	T. Sesión	Vlt.	Tiempo	Sector 1	Sector 2	Sector 3	Km/h	T. Sesión	
<b>62</b> BLAI TRIAS ESP																					
ILUSION RACING KAWASAKI																					
1	2:00.052	37.778	41.126	41.148	117.9	2:00.052	4	1:54.953	31.398	41.766	41.789	123.2	7:50.236	7	1:55.260	31.464	41.809	41.987	122.8	13:36.223	
2	1:52.860	30.824	40.906	41.130	125.5	3:52.912	5	1:55.403	31.767	41.612	42.024	122.7	9:45.639	8	1:55.037	31.469	41.664	41.904	123.1	15:31.260	
3	1:52.704	30.859	40.910	40.935	125.6	5:45.616	6	1:55.324	31.523	41.871	41.930	122.8	11:40.963	9	1:55.302	31.755	41.485	42.062	122.8	17:26.562	
4	1:52.671	30.689	40.852	41.130	125.7	7:38.287	10	1:55.544	31.846	41.628	42.070	122.5	19:22.106	13	1:55.468	31.661	42.166	41.641	122.6	25:08.198	
5	1:53.380	30.962	41.111	41.307	124.9	9:31.667	11	1:55.730	31.590	41.795	42.345	122.3	21:17.836								
6	1:53.161	31.065	40.994	41.102	125.1	11:24.828	12	1:54.894	31.355	41.705	41.834	123.2	23:12.730								
7	1:53.171	31.025	40.913	41.233	125.1	13:17.999	13	1:55.468	31.661	42.166	41.641	122.6	25:08.198								
8	1:53.654	30.960	41.431	41.263	124.6	15:11.653															
9	1:53.555	30.939	41.260	41.356	124.7	17:05.208															
10	1:53.082	30.826	40.952	41.304	125.2	18:58.290															
11	1:53.360	31.226	41.067	41.067	124.9	20:51.650															
12	1:53.043	30.860	41.259	40.924	125.3	22:44.693															
13	1:53.578	30.971	41.157	41.450	124.7	24:38.271															
<b>71</b> IVAN BOLAÑO ESP																					
DEZA - BOX 77 RACING TEAM KAWASAKI																					
1	2:02.149	38.858	41.849	41.442	115.9	2:02.149	4	1:52.302	30.548	40.903	40.851	126.1	15:12.088	7	1:52.422	30.511	40.902	41.009	125.9	13:19.786	
2	1:53.696	30.887	41.299	41.510	124.5	3:55.845	8	1:52.302	30.548	40.903	40.851	126.1	15:12.088	10	1:53.724	31.054	41.175	41.495	124.5	19:02.775	
3	1:53.520	30.991	41.144	41.385	124.7	5:49.365	9	1:56.963	33.916	41.380	41.667	121.1	17:09.051	11	1:53.729	31.044	41.285	41.400	124.5	20:56.504	
4	1:53.449	30.847	41.251	41.351	124.8	7:42.814	12	1:53.537	30.998	41.245	41.294	124.7	22:50.041	13	1:54.256	31.101	41.518	41.637	123.9	24:44.297	
5	1:54.297	31.168	41.484	41.645	123.9	9:37.111															
6	1:53.918	31.400	41.332	41.186	124.3	11:31.029															
7	1:53.614	31.113	41.243	41.258	124.6	13:24.643															
8	1:53.515	31.024	41.204	41.287	124.7	15:18.158															
9	1:53.529	31.172	41.151	41.206	124.7	17:11.687															
10	1:54.442	31.247	42.120	41.075	123.7	19:06.129															
11	1:54.500	31.116	41.770	41.614	123.7	21:00.629															
12	1:54.497	31.340	41.520	41.637	123.7	22:55.126															
13	1:54.161	31.177	41.439	41.545	124.0	24:49.287															
<b>73</b> RYUNOSUKE NAKAMURA JPN																					
MDR COMPETICIÓN YAMAHA																					
1	2:06.639	40.581	43.764	42.294	111.8	2:06.639	4	1:53.065	30.743	41.053	41.269	125.2	9:37.449	7	1:53.645	31.065	41.317	41.263	124.6	13:24.468	
2	1:55.524	31.499	42.033	41.992	122.6	4:02.163	8	1:53.330	31.038	41.165	41.127	124.9	15:17.798	10	1:54.910	31.295	42.497	41.118	123.2	19:06.433	
3	1:54.934	31.337	41.822	41.775	123.2	5:57.097	11	1:54.596	31.215	42.146	41.235	123.6	21:01.029	13	1:54.144	31.182	41.640	41.322	124.0	24:49.397	
4	1:55.123	31.402	41.603	42.118	123.0	7:52.220															
5	1:55.383	31.512	41.635	42.236	122.7	9:47.603															
6	1:55.169	31.481	41.823	41.865	122.9	11:42.772															
7	1:55.190	31.463	41.905	41.822	122.9	13:37.962															
8	1:56.097	31.487	41.722	42.888	122.0	15:34.059															
9	1:54.979	31.797	41.649	41.533	123.1	17:29.038															
10	1:54.375	31.248	41.478	41.649	123.8	19:23.413															
11	1:55.851	31.611	42.589	41.651	122.2	21:19.264															
12	1:54.998	31.135	42.050	41.813	123.1	23:14.262															
13	1:55.052	31.154	41.856	42.042	123.1	25:09.314															
<b>76</b> GONÇALO DIAS PRT																					
VRC TEAM KAWASAKI																					
1	2:05.351	39.928	41.748	43.675	113.0	2:05.351	4	1:55.162	31.251	41.838	42.073	122.9	7:52.907	7	1:55.307	31.361	42.069	41.877	122.8	13:38.746	
2	1:54.850	31.236	41.810	41.804	123.3	4:00.201	8	1:55.532	31.200	41.966	42.366	122.6	15:34.278	10	1:55.210	31.407	41.871	41.932	122.9	11:43.439	
3	1:55.082	31.381	41.590	42.111	123.0	5:55.283	11	1:55.965	31.695	42.007	42.263	122.1	21:21.951	13	1:56.400	31.788	42.158	42.454	121.6	23:18.351	





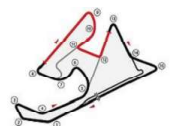
**SS 300**


**ESBK - CTO. ESPAÑA DE VELOCIDAD  
CARRERA 1**

**Análisis de sectores lentos**

■ Mejor Personal   
 ■ Mejor de la sesión   
 ■ Cruzando por el pit lane

Vlt.	Tiempo	Sector 1	Sector 2	Sector 3	Km/h	T. Sesión	Vlt.	Tiempo	Sector 1	Sector 2	Sector 3	Km/h	T. Sesión
13	1:56.891	31.860	42.315	42.716	121.1	25:15.242							





# SS 300


## ESBK - CTO. ESPAÑA DE VELOCIDAD

### CARRERA 1

#### Análisis de sectores lentos

■ Mejor Personal ■ Mejor de la sesión ■ Cruzando por el pit lane

Vlt.	Tiempo	Sector 1	Sector 2	Sector 3	Km/h	T. Sesión	Vlt.	Tiempo	Sector 1	Sector 2	Sector 3	Km/h	T. Sesión	
<b>2</b>	<b>NATALIA RIVERA</b> ESP							7	1:55.176	31.188	41.951	42.037	122.9	13:38.379
	I+DENT JUNIOR RACING TEAM YAMAHA							8	1:55.674	31.202	41.780	42.692	122.4	15:34.053
1	2:03.747	39.332	42.441	41.974	114.4	2:03.747	9	1:54.494	31.241	41.523	41.730	123.7	17:28.547	
2	1:53.874	30.958	41.498	41.418	124.3	3:57.621	10	<b>1:54.437</b>	31.264	<b>41.499</b>	41.674	123.7	19:22.984	
3	1:53.870	30.865	41.676	41.329	124.3	5:51.491	11	1:55.248	31.765	41.638	41.845	122.9	21:18.232	
4	1:53.180	<b>30.660</b>	41.327	41.193	125.1	7:44.671	12	1:54.535	31.248	41.689	<b>41.598</b>	123.6	23:12.767	
5	<b>1:53.106</b>	30.793	41.064	41.249	125.2	9:37.777	13	1:55.470	31.472	41.901	42.097	122.6	25:08.237	
6	1:53.491	31.530	<b>40.935</b>	<b>41.026</b>	124.8	11:31.268	<b>21</b> <b>RAFAEL DA SILVA SANTANA</b> BRA							
7	1:53.659	31.040	41.333	41.286	124.6	13:24.927	KAWASAKI PL RACING JUNIOR TEª KAWASAKI							
8	1:53.419	31.033	41.209	41.177	124.8	15:18.346	1	2:07.655	41.002	44.128	42.525	110.9	2:07.655	
9	1:53.563	31.142	41.314	41.107	124.7	17:11.909	2	1:56.505	31.767	42.172	42.566	121.5	4:04.160	
10	1:54.086	31.224	41.724	41.138	124.1	19:05.995	3	1:56.526	31.828	42.245	42.453	121.5	6:00.686	
11	1:55.197	31.470	42.144	41.583	122.9	21:01.192	4	1:56.757	31.811	42.368	42.578	121.3	7:57.443	
12	1:54.306	31.181	41.655	41.470	123.9	22:55.498	5	1:56.959	32.034	42.407	42.518	121.1	9:54.402	
13	1:54.189	31.193	41.649	41.347	124.0	24:49.687	6	1:57.260	31.902	42.458	42.900	120.7	11:51.662	
<b>4</b>	<b>CAROLINA MANZANO</b> ESP							7	1:56.938	31.987	42.500	42.451	121.1	13:48.600
	XE TAEDA GRUPO RACING KAWASAKI							8	1:57.101	31.912	42.478	42.711	120.9	15:45.701
1	2:04.805	39.962	43.074	41.769	113.4	2:04.805	9	1:57.133	31.790	42.287	43.056	120.9	17:42.834	
2	1:56.035	31.394	42.357	42.284	122.0	4:00.840	10	1:56.962	31.992	42.501	42.469	121.1	19:39.796	
3	1:54.747	<b>31.165</b>	41.668	41.914	123.4	5:55.587	11	1:56.595	31.855	42.310	42.430	121.4	21:36.391	
4	1:54.841	31.543	41.887	41.411	123.3	7:50.428	12	<b>1:56.009</b>	<b>31.692</b>	<b>42.067</b>	<b>42.250</b>	122.0	23:32.400	
5	1:56.307	31.738	42.184	42.385	121.7	9:46.735	13	1:56.369	31.755	42.179	42.435	121.7	25:28.769	
6	1:54.646	31.290	41.574	41.782	123.5	11:41.381	<b>23</b> <b>JORDI RAPOSEIRAS</b> AND							
7	1:55.751	31.470	43.007	<b>41.274</b>	122.3	13:37.132	ALMA RACING KAWASAKI							
8	1:56.897	31.358	42.490	43.049	121.1	15:34.029	1	2:04.817	40.055	42.732	42.030	113.4	2:04.817	
9	1:54.581	31.457	41.663	41.461	123.6	17:28.610	2	1:55.386	31.557	41.943	41.886	122.7	4:00.203	
10	<b>1:54.382</b>	31.420	<b>41.492</b>	41.470	123.8	19:22.992	3	<b>1:55.296</b>	31.509	<b>41.751</b>	42.036	122.8	5:55.499	
11	1:55.311	31.879	41.887	41.545	122.8	21:18.303	4	<b>1:54.873</b>	31.367	41.938	<b>41.568</b>	123.3	7:50.372	
12	1:54.942	31.360	42.054	41.528	123.2	23:13.245	5	1:55.496	31.931	41.785	41.780	122.6	9:45.868	
13	1:55.984	31.371	42.899	41.714	122.1	25:09.229	6	1:55.153	31.430	41.957	41.766	123.0	11:41.021	
<b>16</b>	<b>ELMER JOEL LIRA</b> CRI							7	1:55.564	31.537	42.358	41.669	122.5	13:36.585
	MOTAP RACING TEAM KAWASAKI							8	1:55.219	31.722	41.834	41.663	122.9	15:31.804
1	2:06.625	40.442	44.108	42.075	111.8	2:06.625	9	1:54.970	31.386	41.884	41.700	123.2	17:26.774	
2	1:54.805	31.219	41.971	41.615	123.3	4:01.430	10	1:55.660	31.983	41.861	41.816	122.4	19:22.434	
3	<b>1:54.618</b>	<b>31.160</b>	41.718	41.740	123.5	5:56.048	11	1:56.526	32.182	42.648	41.696	121.5	21:18.960	
4	1:55.027	31.427	42.152	41.448	123.1	7:51.075	12	1:54.923	<b>31.195</b>	42.005	41.723	123.2	23:13.883	
5	1:55.836	31.343	42.124	42.369	122.2	9:46.911	13	1:55.094	31.271	41.848	41.975	123.0	25:08.977	
6	1:54.912	31.424	42.130	41.358	123.2	11:41.823	<b>26</b> <b>DANIEL OCETE</b> ESP							
7	1:54.851	31.222	41.995	41.634	123.3	13:36.674	I+DENT JUNIOR RACING TEAM YAMAHA							
8	1:54.683	31.507	<b>41.704</b>	41.472	123.5	15:31.357	1	2:01.822	38.605	41.716	41.501	116.2	2:01.822	
9	1:55.642	32.060	41.954	41.628	122.4	17:26.999	2	1:53.096	<b>30.731</b>	41.250	41.115	125.2	3:54.918	
10	1:55.433	31.895	41.961	41.577	122.7	19:22.432	3	1:53.101	30.911	40.989	41.201	125.2	5:48.019	
11	1:56.165	32.044	42.577	41.544	121.9	21:18.597	4	1:52.529	30.794	40.805	40.930	125.8	7:40.548	
12	1:54.664	31.305	42.008	<b>41.351</b>	123.5	23:13.261	5	1:52.784	30.972	40.725	41.087	125.5	9:33.332	
13	1:55.330	31.613	41.888	41.829	122.8	25:08.591	6	1:52.822	30.977	40.897	40.948	125.5	11:26.154	
<b>18</b>	<b>IVAN MUÑOZ</b> ESP							7	<b>1:52.188</b>	30.939	<b>40.517</b>	<b>40.732</b>	126.2	13:18.342
	DEZA - BOX 77 RACING TEAM KAWASAKI							8	1:53.089	30.891	41.079	41.119	125.2	15:11.431
1	2:06.133	40.606	43.048	42.479	112.3	2:06.133	9	1:52.963	30.925	40.861	41.177	125.3	17:04.394	
2	1:55.321	<b>31.063</b>	41.922	42.336	122.8	4:01.454	<b>32</b> <b>RODRIGO VALENTE MARTINS</b> PRT							
3	1:55.467	31.292	42.100	42.075	122.6	5:56.921	ILUSION RACING KAWASAKI							
4	1:55.559	31.167	42.355	42.037	122.5	7:52.480	1	2:00.466	38.170	41.188	41.108	117.5	2:00.466	
5	1:55.375	31.381	41.847	42.147	122.7	9:47.855	2	1:52.754	30.561	41.047	41.146	125.6	3:53.220	
6	1:55.348	31.455	41.942	41.951	122.7	11:43.203	3	<b>1:52.502</b>	30.702	41.070	<b>40.730</b>	125.9	5:45.722	






# SS 300 ESBK - CTO. ESPAÑA DE VELOCIDAD CARRERA 1

## Análisis de sectores lentos

■ Mejor Personal ■ Mejor de la sesión ■ Cruzando por el pit lane

Vlt.	Tiempo	Sector 1	Sector 2	Sector 3	Km/h	T. Sesión	Vlt.	Tiempo	Sector 1	Sector 2	Sector 3	Km/h	T. Sesión
<b>33 GONZALO SANCHEZ</b> ESP							ARCO MOTOR UNIVERSITY TEAM YAMAHA						
1	1:59.009	37.521	40.590	40.898	119.0	1:59.009	2	1:52.926	30.855	40.946	41.125	125.4	3:54.715
2	<b>1:52.283</b>	30.773	40.581	40.929	126.1	3:51.292	3	1:53.617	31.151	41.146	41.320	124.6	5:48.332
3	1:52.691	31.019	40.609	41.063	125.6	5:43.983	4	1:53.147	31.372	40.699	41.076	125.1	7:41.479
4	1:52.359	30.824	<b>40.551</b>	40.984	126.0	7:36.342	5	1:52.891	30.872	40.807	41.212	125.4	9:34.370
5	1:52.526	30.824	40.693	41.009	125.8	9:28.868	6	1:53.220	30.876	41.121	41.223	125.1	11:27.590
6	1:52.469	<b>30.640</b>	40.838	40.991	125.9	11:21.337	7	1:52.618	30.944	40.684	40.990	125.7	13:20.208
7	1:52.475	30.766	40.610	41.099	125.9	13:13.812	8	<b>1:52.403</b>	31.038	<b>40.500</b>	<b>40.865</b>	126.0	15:12.611
8	1:52.485	30.849	40.741	40.895	125.9	15:06.297	9	1:53.043	30.956	40.972	41.115	125.3	17:05.654
9	1:52.566	30.736	40.967	<b>40.863</b>	125.8	16:58.863	10	1:53.118	<b>30.783</b>	41.239	41.096	125.2	18:58.772
10	1:52.579	30.735	40.684	41.160	125.8	18:51.442	11	1:53.614	31.530	40.754	41.330	124.6	20:52.386
11	1:52.930	30.849	40.887	41.194	125.4	20:44.372	12	1:52.695	31.208	40.596	40.891	125.6	22:45.081
12	1:52.627	30.826	40.890	40.911	125.7	22:36.999	13	1:53.538	31.005	41.210	41.323	124.7	24:38.619
13	1:52.658	30.906	40.806	40.946	125.7	24:29.657	<b>47 ANTONIO TORRES</b> ESP						
<b>34 ERIK GARCIA</b> ESP							DEZA-BOX 77 RACING TEAM KAWASAKI						
VRC TEAM KAWASAKI							1	2:01.192	38.557	41.391	41.244	116.8	2:01.192
1	2:05.576	40.199	43.218	<b>42.159</b>	112.8	2:05.576	2	1:53.353	30.939	41.262	41.152	124.9	3:54.545
<b>35 VARIS FLEMING</b> AUS							3	1:53.031	30.819	40.975	41.237	125.3	5:47.576
MOTAP RACING TEAM KAWASAKI							4	1:53.383	31.036	41.316	41.031	124.9	7:40.959
1	2:03.291	39.546	42.090	41.655	114.8	2:03.291	5	1:52.795	30.795	40.932	41.068	125.5	9:33.754
2	1:53.979	30.985	41.705	41.289	124.2	3:57.270	6	1:52.855	30.805	41.033	41.017	125.5	11:26.609
3	1:53.472	<b>30.895</b>	41.428	41.149	124.8	5:50.742	7	<b>1:52.591</b>	<b>30.741</b>	40.828	41.022	125.8	13:19.200
4	<b>1:53.201</b>	30.956	41.183	41.062	125.1	7:43.943	8	1:53.357	31.258	41.065	41.034	124.9	15:12.557
5	1:53.247	30.911	<b>41.053</b>	41.283	125.0	9:37.190	9	1:53.408	31.156	41.240	41.012	124.8	17:05.965
6	1:53.438	30.987	41.188	41.263	124.8	11:30.628	10	1:53.032	30.857	41.016	41.159	125.3	18:58.997
7	1:53.242	31.031	41.241	<b>40.970</b>	125.0	13:23.870	11	1:53.043	31.073	<b>40.774</b>	41.196	125.3	20:52.040
8	1:53.507	31.117	41.054	41.336	124.7	15:17.377	12	1:52.955	30.977	41.017	<b>40.961</b>	125.3	22:44.995
9	1:53.564	31.283	41.110	41.171	124.7	17:10.941	13	1:53.348	30.917	41.045	41.386	124.9	24:38.343
10	1:54.784	31.724	41.447	41.613	123.4	19:05.725	<b>55 UNAI CALATAYUD</b> ESP						
11	1:54.946	31.372	42.154	41.420	123.2	21:00.671	ARCO MOTOR UNIVERSITY TEAM YAMAHA						
12	1:54.262	31.158	41.482	41.622	123.9	22:54.933	1	1:59.266	37.651	40.716	40.899	118.7	1:59.266
13	1:54.372	31.208	41.456	41.708	123.8	24:49.305	2	1:52.436	30.687	40.627	41.122	125.9	3:51.702
<b>43 HODEI MARTINEZ</b> ESP							3	1:52.560	30.868	40.648	41.044	125.8	5:44.262
ARCO MOTO UNIVERSITY YAMAHA							4	<b>1:52.372</b>	30.771	<b>40.560</b>	41.041	126.0	7:36.634
1	2:05.154	40.245	42.909	42.000	113.1	2:05.154	5	1:52.378	30.647	40.765	40.966	126.0	9:29.012
2	1:55.557	31.609	41.997	41.951	122.5	4:00.711	6	1:52.508	<b>30.628</b>	40.881	40.999	125.8	11:21.520
3	1:55.564	31.467	<b>41.642</b>	42.455	122.5	5:56.275	7	1:52.378	30.718	40.750	40.910	126.0	13:13.898
4	<b>1:54.667</b>	31.418	41.720	<b>41.529</b>	123.5	7:50.942	8	1:52.605	30.977	40.688	40.940	125.7	15:06.503
5	1:55.564	31.630	42.161	41.773	122.5	9:46.506	9	1:52.540	30.654	41.087	<b>40.799</b>	125.8	16:59.043
6	1:54.826	<b>31.252</b>	41.777	41.797	123.3	11:41.332	10	1:52.478	30.678	40.783	41.017	125.9	18:51.521
7	1:55.039	31.326	41.871	41.842	123.1	13:36.371	11	1:52.930	30.870	40.999	41.061	125.4	20:44.451
8	1:54.974	31.419	41.716	41.839	123.1	15:31.345	12	1:52.892	30.846	41.025	41.021	125.4	22:37.343
9	1:55.367	31.516	41.951	41.900	122.7	17:26.712	13	1:52.417	30.742	40.624	41.051	125.9	24:29.760
10	1:55.679	31.811	41.796	42.072	122.4	19:22.391	<b>61 URIEL HIDALGO</b> ESP						
11	1:55.402	31.445	41.921	42.036	122.7	21:17.793	DEZA BOX 77 RACING TEAM KAWASAKI						
12	1:55.263	31.540	42.091	41.632	122.8	23:13.056	1	2:00.711	38.423	41.174	41.114	117.3	2:00.711
13	1:55.102	31.454	41.858	41.790	123.0	25:08.158	2	1:52.987	<b>30.542</b>	41.047	41.398	125.3	3:53.698
<b>44 ADRIAN COVARRUBIAS</b> ESP							3	1:52.590	30.621	40.836	41.133	125.8	5:46.288
PM MOTORSPORT- BULTACO KAWASAKI							4	<b>1:52.537</b>	30.713	40.999	<b>40.825</b>	125.8	7:38.825
1	2:01.789	38.931	41.470	41.388	116.3	2:01.789	5	1:53.055	30.760	40.711	41.584	125.2	9:31.880
							6	1:53.116	30.956	41.086	41.074	125.2	11:24.996
							7	1:53.106	30.971	40.991	41.144	125.2	13:18.102
							8	1:53.263	30.973	41.058	41.232	125.0	15:11.365
							9	1:54.049	31.139	41.516	41.394	124.1	17:05.414
							10	1:53.033	30.745	41.033	41.255	125.3	18:58.447







# SS 300 ESBK - CTO. ESPAÑA DE VELOCIDAD CARRERA 1

## Análisis de sectores lentos

Vlt.	Tiempo	Sector 1	Sector 2	Sector 3	Km/h	T. Sesión	Vlt.	Tiempo	Sector 1	Sector 2	Sector 3	Km/h	T. Sesión
11	1:53.123	31.209	40.676	41.238	125.2	20:51.570	4	1:54.953	31.398	41.766	41.789	123.2	7:50.236
12	1:53.084	31.077	40.944	41.063	125.2	22:44.654	5	1:55.403	31.767	41.612	42.024	122.7	9:45.639
13	1:53.877	31.117	41.198	41.562	124.3	24:38.531	6	1:55.324	31.523	41.871	41.930	122.8	11:40.963
<b>62</b> <b>BLAI TRIAS</b> ESP ILUSION RACING KAWASAKI							<b>7</b> 1:55.260 31.464 41.809 41.987 122.8 13:36.223 <b>8</b> 1:55.037 31.469 41.664 41.904 123.1 15:31.260 <b>9</b> 1:55.302 31.755 <b>41.485</b> 42.062 122.8 17:26.562 <b>10</b> 1:55.544 31.846 41.628 42.070 122.5 19:22.106 <b>11</b> 1:55.730 31.590 41.795 42.345 122.3 21:17.836 <b>12</b> 1:54.894 31.355 41.705 41.834 123.2 23:12.730 <b>13</b> 1:55.468 31.661 42.166 <b>41.641</b> 122.6 25:08.198						
<b>1</b> 2:00.052 37.778 41.126 41.148 117.9 2:00.052 <b>2</b> 1:52.860 30.824 40.906 41.130 125.5 3:52.912 <b>3</b> 1:52.704 30.859 40.910 40.935 125.6 5:45.616 <b>4</b> <b>1:52.671</b> <b>30.689</b> <b>40.852</b> 41.130 125.7 7:38.287 <b>5</b> 1:53.380 30.962 41.111 41.307 124.9 9:31.667 <b>6</b> 1:53.161 31.065 40.994 41.102 125.1 11:24.828 <b>7</b> 1:53.171 31.025 40.913 41.233 125.1 13:17.999 <b>8</b> 1:53.654 30.960 41.431 41.263 124.6 15:11.653 <b>9</b> 1:53.555 30.939 41.260 41.356 124.7 17:05.208 <b>10</b> 1:53.082 30.826 40.952 41.304 125.2 18:58.290 <b>11</b> 1:53.360 31.226 41.067 41.067 124.9 20:51.650 <b>12</b> 1:53.043 30.860 41.259 <b>40.924</b> 125.3 22:44.693 <b>13</b> 1:53.578 30.971 41.157 41.450 124.7 24:38.271							<b>79</b> <b>TOMAS MARIA GONÇALVES ALONS</b> PRT QUARESMA RACING TEAM KAWASAKI <b>1</b> 2:01.314 38.760 41.352 41.202 116.7 2:01.314 <b>2</b> 1:53.257 30.636 41.122 41.499 125.0 3:54.571 <b>3</b> 1:53.604 30.638 41.396 41.570 124.6 5:48.175 <b>4</b> 1:52.999 30.818 41.136 41.045 125.3 7:41.174 <b>5</b> 1:53.236 30.783 40.949 41.504 125.0 9:34.410 <b>6</b> 1:52.954 30.677 41.094 41.183 125.4 11:27.364 <b>7</b> 1:52.422 <b>30.511</b> <b>40.902</b> 41.009 125.9 13:19.786 <b>8</b> <b>1:52.302</b> 30.548 40.903 <b>40.851</b> 126.1 15:12.088 <b>9</b> 1:56.963 33.916 41.380 41.667 121.1 17:09.051 <b>10</b> 1:53.724 31.054 41.175 41.495 124.5 19:02.775 <b>11</b> 1:53.729 31.044 41.285 41.400 124.5 20:56.504 <b>12</b> 1:53.537 30.998 41.245 41.294 124.7 22:50.041 <b>13</b> 1:54.256 31.101 41.518 41.637 123.9 24:44.297						
<b>71</b> <b>IVAN BOLAÑO</b> ESP DEZA - BOX 77 RACING TEAM KAWASAKI <b>1</b> 2:02.149 38.858 41.849 41.442 115.9 2:02.149 <b>2</b> 1:53.696 30.887 41.299 41.510 124.5 3:55.845 <b>3</b> 1:53.520 30.991 <b>41.144</b> 41.385 124.7 5:49.365 <b>4</b> <b>1:53.449</b> <b>30.847</b> 41.251 41.351 124.8 7:42.814 <b>5</b> 1:54.297 31.168 41.484 41.645 123.9 9:37.111 <b>6</b> 1:53.918 31.400 41.332 41.186 124.3 11:31.029 <b>7</b> 1:53.614 31.113 41.243 41.258 124.6 13:24.643 <b>8</b> 1:53.515 31.024 41.204 41.287 124.7 15:18.158 <b>9</b> 1:53.529 31.172 41.151 41.206 124.7 17:11.687 <b>10</b> 1:54.442 31.247 42.120 <b>41.075</b> 123.7 19:06.129 <b>11</b> 1:54.500 31.116 41.770 41.614 123.7 21:00.629 <b>12</b> 1:54.497 31.340 41.520 41.637 123.7 22:55.126 <b>13</b> 1:54.161 31.177 41.439 41.545 124.0 24:49.287							<b>80</b> <b>CAMERON RENDE</b> AUS MOTAP RACING TEAM KAWASAKI <b>1</b> 2:03.092 39.714 41.760 41.618 115.0 2:03.092 <b>2</b> 1:53.943 30.937 41.536 41.470 124.3 3:57.035 <b>3</b> 1:54.158 31.246 41.633 41.279 124.0 5:51.193 <b>4</b> 1:53.191 <b>30.631</b> 41.417 41.143 125.1 7:44.384 <b>5</b> <b>1:53.065</b> 30.743 <b>41.053</b> 41.269 125.2 9:37.449 <b>6</b> 1:53.374 30.888 41.324 41.162 124.9 11:30.823 <b>7</b> 1:53.645 31.065 41.317 41.263 124.6 13:24.468 <b>8</b> 1:53.330 31.038 41.165 41.127 124.9 15:17.798 <b>9</b> 1:53.725 31.058 41.308 41.359 124.5 17:11.523 <b>10</b> 1:54.910 31.295 42.497 <b>41.118</b> 123.2 19:06.433 <b>11</b> 1:54.596 31.215 42.146 41.235 123.6 21:01.029 <b>12</b> 1:54.224 31.157 41.495 41.572 124.0 22:55.253 <b>13</b> 1:54.144 31.182 41.640 41.322 124.0 24:49.397						
<b>73</b> <b>RYUNOSUKE NAKAMURA</b> JPN MDR COMPETICIÓN YAMAHA <b>1</b> 2:06.639 40.581 43.764 42.294 111.8 2:06.639 <b>2</b> 1:55.524 31.499 42.033 41.992 122.6 4:02.163 <b>3</b> 1:54.934 31.337 41.822 41.775 123.2 5:57.097 <b>4</b> 1:55.123 31.402 41.603 42.118 123.0 7:52.220 <b>5</b> 1:55.383 31.512 41.635 42.236 122.7 9:47.603 <b>6</b> 1:55.169 31.481 41.823 41.865 122.9 11:42.772 <b>7</b> 1:55.190 31.463 41.905 41.822 122.9 13:37.962 <b>8</b> 1:56.097 31.487 41.722 42.888 122.0 15:34.059 <b>9</b> 1:54.979 31.797 41.649 <b>41.533</b> 123.1 17:29.038 <b>10</b> <b>1:54.375</b> 31.248 <b>41.478</b> 41.649 123.8 19:23.413 <b>11</b> 1:55.851 31.611 42.589 41.651 122.2 21:19.264 <b>12</b> 1:54.998 <b>31.135</b> 42.050 41.813 123.1 23:14.262 <b>13</b> 1:55.052 31.154 41.856 42.042 123.1 25:09.314							<b>88</b> <b>TOMAS MARIN</b> COL DEZA-BOX 77 RACING TEAM KAWASAKI <b>1</b> 2:07.096 40.793 44.073 42.230 111.4 2:07.096 <b>2</b> 1:55.250 31.233 42.097 41.920 122.9 4:02.346 <b>3</b> 1:55.399 31.324 41.774 42.301 122.7 5:57.745 <b>4</b> <b>1:55.162</b> 31.251 41.838 42.073 122.9 7:52.907 <b>5</b> 1:55.322 31.539 <b>41.759</b> 42.024 122.8 9:48.229 <b>6</b> 1:55.210 31.407 41.871 41.932 122.9 11:43.439 <b>7</b> 1:55.307 31.361 42.069 <b>41.877</b> 122.8 13:38.746 <b>8</b> 1:55.532 <b>31.200</b> 41.966 42.366 122.6 15:34.278 <b>9</b> 1:55.870 32.090 41.883 41.897 122.2 17:30.148 <b>10</b> 1:55.838 31.376 42.057 42.405 122.2 19:25.986 <b>11</b> 1:55.965 31.695 42.007 42.263 122.1 21:21.951 <b>12</b> 1:56.400 31.788 42.158 42.454 121.6 23:18.351						
<b>76</b> <b>GONÇALO DIAS</b> PRT VRC TEAM KAWASAKI <b>1</b> 2:05.351 39.928 41.748 43.675 113.0 2:05.351 <b>2</b> <b>1:54.850</b> <b>31.236</b> 41.810 41.804 123.3 4:00.201 <b>3</b> 1:55.082 31.381 41.590 42.111 123.0 5:55.283													





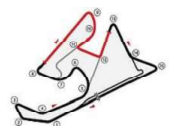


**SS 300**  
ESBK - CTO. ESPAÑA DE VELOCIDAD  
CARRERA 1

Análisis de sectores lentos

■ Mejor Personal   
 ■ Mejor de la sesión   
 ■ Cruzando por el pit lane

Vlt.	Tiempo	Sector 1	Sector 2	Sector 3	Km/h	T. Sesión	Vlt.	Tiempo	Sector 1	Sector 2	Sector 3	Km/h	T. Sesión
13	1:56.891	31.860	42.315	42.716	121.1	25:15.242							

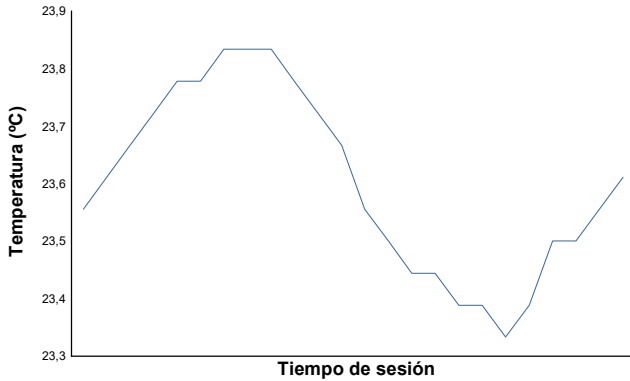




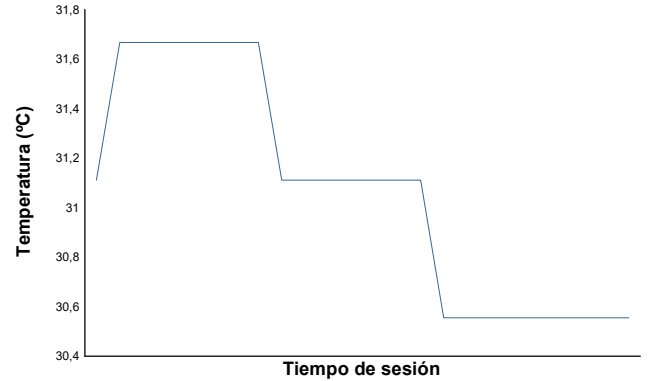
**ESBK - CTO. ESPAÑA DE VELOCIDAD**  
**SS 300**  
**CARRERA 1**

Informe meteorológico

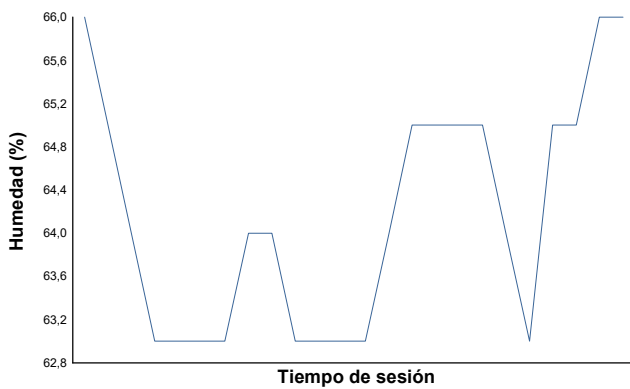
**Temperatura del Aire**



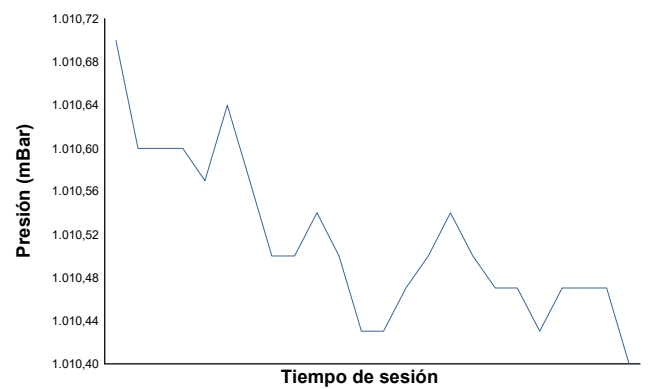
**Temperatura de la Pista**



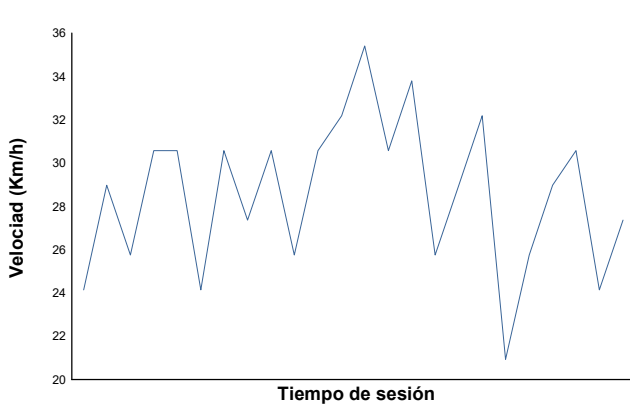
**Humedad**



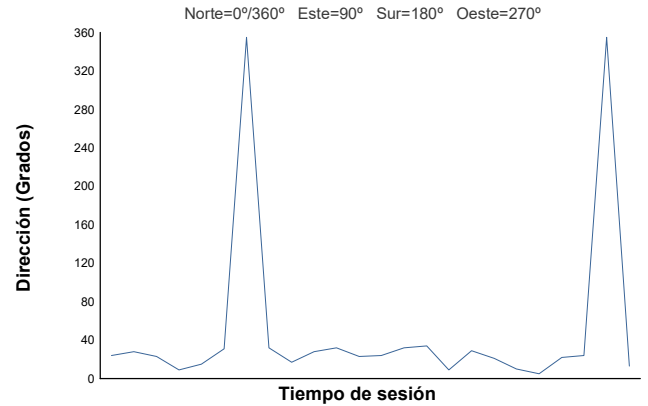
**Presión**



**Velocidad del viento**



**Dirección del viento**



Estado de pista: **SECO**

