
**CIRCUITO DE NAVARRA 3.933 m.**

# SSP 300

## COPA ESPAÑA DE VELOCIDAD

### ENTRENAMIENTO CRONOMETRADO

#### Clasificación

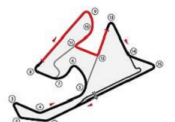
Nº	Piloto	Nac	Equipo	Moto	Neum. Cl.	Tiempo	Vlt.	Total	Dif.	Km/h
1	44 ADRIAN COVARRUBIAS	ESP	PM MOTORSPORT- BULTACO	KAWASAKI	Pirelli	<b>2:04.588</b>	10	10	-	- 113.6
2	26 DANIEL OCETE	ESP	I+DENT JUNIOR RACING TEAM	YAMAHA	Pirelli	<b>2:05.135</b>	11	12	+0.547	+0.547 113.1
3	34 ERIK GARCIA	ESP	TAR RACING TEAM	KAWASAKI	Pirelli	<b>2:05.628</b>	5	11	+1.040	+0.493 112.7
4	43 HODEI MARTINEZ	ESP	MIERES RACING	KAWASAKI	Pirelli	<b>2:06.522</b>	11	11	+1.934	+0.894 111.9
5	35 VARIS FLEMING	AUS	MOTAP RACING TEAM	KAWASAKI	Pirelli	<b>2:06.599</b>	11	11	+2.011	+0.077 111.8
6	80 CAMERON RENDE	AUS	MOTAP RACING TEAM	KAWASAKI	Pirelli	<b>2:06.654</b>	11	11	+2.066	+0.055 111.8
7	23 JORDI RAPOSEIRAS	AND	ALMA RACING	KAWASAKI	Pirelli	<b>2:07.118</b>	12	12	+2.530	+0.464 111.4
8	41 OLIVER COBOS	ESP	COBOS COMPETICION	KAWASAKI	Pirelli	<b>2:07.551</b>	7	10	+2.963	+0.433 111.0
9	11 KYLIAN SARRIAS	ESP		KAWASAKI	Pirelli	<b>2:10.342</b>	11	11	+5.754	+2.791 108.6
10	76 GONÇALO DIAS	POR	VRC TEAM	KAWASAKI	Pirelli	<b>2:14.012</b>	5	5	+9.424	+3.670 105.7
11	10 FRANCISCO DE SOUSA TEXE	POR	VRC TEAM	KAWASAKI	Pirelli	<b>2:14.772</b>	9	11	+10.184	+0.760 105.1
12	73 YERAY VAZQUEZ	ESP	PM MOTORSPORT	KAWASAKI	Pirelli	<b>2:23.757</b>	9	10	+19.169	+8.985 98.5
13	77 MAURO GOMEZ	ESP	TEAM UREKA MAXIGASS	KAWASAKI	Pirelli	<b>2:25.823</b>	3	3	+21.235	+2.066 97.1
14	7 GUERAU SIMO	ESP		KTM	Pirelli					
15	31 ROBERTO FERNANDEZ	ESP	I+DENT JUNIOR RACING TEAM	YAMAHA	Pirelli					
16	32 RODRIGO VALENTE MARTINS	POR	ILUSION RACING	KAWASAKI	Pirelli					
17	39 JUAN FRANCISCO RISUEÑO	ESP	RISUEÑO RACING	KAWASAKI	Pirelli					

**Vuelta rápida:** Vlt. 10 **ADRIAN COVARRUBIAS** **2:04.588** 113.6 Km/h

Hora de publicación: .....

Estado de pista: **MOJADO**

<b>Race Director:</b>	<b>Timekeeper:</b>
-----------------------	--------------------





02 y 03 SEPTIEMBRE  
CIRCUITO DE NAVARRA



CIRCUITO DE NAVARRA 3.933 m.

## Clasificación por Clase

Nº Piloto	Nac	Equipo	Moto	Tiempo	Vlt. Total	Dif.	Km/h
-----------	-----	--------	------	--------	------------	------	------

Hora de publicación: .....

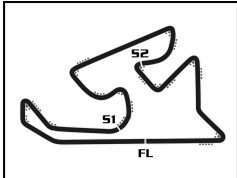
Estado de pista: XXXXXXXXXX

Race Director:	Timekeeper:
----------------	-------------





02 y 03 SEPTIEMBRE  
CIRCUITO DE NAVARRA



CIRCUITO DE NAVARRA 3.933 m.

## Clasificación por Grupo


Nº Piloto	Nac	Equipo	Moto	Tiempo	Vlt. Total	Dif.	Km/h
-----------	-----	--------	------	--------	------------	------	------

Hora de publicación: .....

Estado de pista: XXXXXXXXXX

Race Director:	Timekeeper:
----------------	-------------





## SSP 300 COPA ESPAÑA DE VELOCIDAD ENTRENAMIENTO CRONOMETRADO

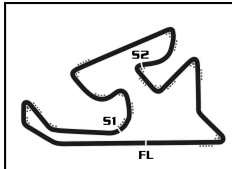
Mejores tiempos de sector

Sector 1			Sector 2			Sector 3			Pos	Nº Piloto	Vuelta Ideal	Mejor Vuelta
Pos	Nº Piloto	Tiempo	Nº Piloto	Tiempo	Nº Piloto	Tiempo	Pos	Nº Piloto				
1	44 A.COVARRUBIAS	33.475	26 D.OCETE	45.389	26 D.OCETE	45.365	1	26 D.OCETE	2:04.323	2:05.135	(2)	
2	26 D.OCETE	33.569	44 A.COVARRUBIAS	45.489	44 A.COVARRUBIAS	45.443	2	44 A.COVARRUBIAS	2:04.407	2:04.588	(1)	
3	34 E.GARCIA	33.714	34 E.GARCIA	45.866	34 E.GARCIA	45.467	3	34 E.GARCIA	2:05.047	2:05.628	(3)	
4	35 V.FLEMING	33.858	41 O.COBOS	46.074	43 H.MARTINEZ	45.840	4	23 J.RAPOSEIRAS	2:06.370	2:07.118	(7)	
5	23 J.RAPOSEIRAS	33.891	23 J.RAPOSEIRAS	46.538	80 C.RENDE	45.871	5	43 H.MARTINEZ	2:06.522	2:06.522	(4)	
6	43 H.MARTINEZ	33.913	35 V.FLEMING	46.736	23 J.RAPOSEIRAS	45.941	6	35 V.FLEMING	2:06.599	2:06.599	(5)	
7	80 C.RENDE	33.935	43 H.MARTINEZ	46.769	35 V.FLEMING	46.005	7	80 C.RENDE	2:06.602	2:06.654	(6)	
8	41 O.COBOS	34.404	80 C.RENDE	46.796	41 O.COBOS	46.352	8	41 O.COBOS	2:06.830	2:07.551	(8)	
9	11 K.SARRIAS	35.026	11 K.SARRIAS	47.784	11 K.SARRIAS	47.532	9	11 K.SARRIAS	2:10.342	2:10.342	(9)	
10	10 F.DE SOUSA TEXEIRA	36.130	76 G.DIAS	49.578	76 G.DIAS	48.230	10	76 G.DIAS	2:13.949	2:14.012	(10)	
11	76 G.DIAS	36.141	10 F.DE SOUSA TEXEIRA	49.791	10 F.DE SOUSA TEXEIRA	48.839	11	10 F.DE SOUSA TEXEIRA	2:14.760	2:14.772	(11)	
12	73 Y.VAZQUEZ	40.245	77 M.GOMEZ	52.120	73 Y.VAZQUEZ	50.503	12	73 Y.VAZQUEZ	2:23.757	2:23.757	(12)	
13	77 M.GOMEZ	41.718	73 Y.VAZQUEZ	53.009	77 M.GOMEZ	51.985	13	77 M.GOMEZ	2:25.823	2:25.823	(13)	





02 y 03 SEPTIEMBRE  
CIRCUITO DE NAVARRA



CIRCUITO DE NAVARRA 3.933 m.

## SSP 300

### COPA ESPAÑA DE VELOCIDAD

#### Después de ENTRENAMIENTO CRONOMETRADO

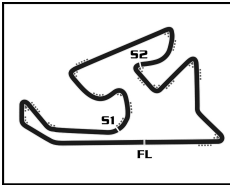
#### Velocidad máxima del evento

Nº Piloto	Equipo	Moto	Clase	V.Max	Vlt.	Sesión
35 VARIS FLEMING	MOTAP RACING TEAM	KAWASAKI		189.8	8	ENTRENAMIENTO CRONOMETRADO
80 CAMERON RENDE	MOTAP RACING TEAM	KAWASAKI		186.9	4	ENTRENAMIENTO CRONOMETRADO
34 ERIK GARCIA	TAR RACING TEAM	KAWASAKI		184.3	6	ENTRENAMIENTO CRONOMETRADO
23 JORDI RAPOSEIRAS	ALMA RACING	KAWASAKI		184.0	12	ENTRENAMIENTO CRONOMETRADO
41 OLIVER COBOS	COBOS COMPETICION	KAWASAKI		182.7	3	ENTRENAMIENTO CRONOMETRADO
11 KYLIAN SARRIAS		KAWASAKI		181.8	8	ENTRENAMIENTO CRONOMETRADO
10 FRANCISCO DE SOUSA TEXEIRA	VRC TEAM	KAWASAKI		180.6	6	ENTRENAMIENTO CRONOMETRADO
43 HODEI MARTINEZ	MIERES RACING	KAWASAKI		179.4	11	ENTRENAMIENTO CRONOMETRADO
26 DANIEL OCETE	I+DENT JUNIOR RACING TEAM	YAMAHA		177.3	12	ENTRENAMIENTO CRONOMETRADO
76 GONÇALO DIAS	VRC TEAM	KAWASAKI		175.6	3	ENTRENAMIENTO CRONOMETRADO
73 YERAY VAZQUEZ	PM MOTORSPORT	KAWASAKI		154.3	10	ENTRENAMIENTO CRONOMETRADO
31 ROBERTO FERNANDEZ	I+DENT JUNIOR RACING TEAM	YAMAHA		140.6	1	ENTRENAMIENTO CRONOMETRADO
77 MAURO GOMEZ	TEAM UREKA MAXIGASS	KAWASAKI		123.0	1	ENTRENAMIENTO CRONOMETRADO





02 y 03 SEPTIEMBRE  
CIRCUITO DE NAVARRA




CIRCUITO DE NAVARRA 3.933 m.

## SSP 300 COPA ESPAÑA DE VELOCIDAD ENTRENAMIENTO CRONOMETRADO

### Secuencia de vueltas rápidas

T. Sesión	Nº Piloto	Equipo	Moto	Clase	Tiempo	Km/h	Vlt.
5:11.682	23 JORDI RAPOSEIRAS	ALMA RACING	KAWASAKI		2:12.481	106.9	2
5:14.830	26 DANIEL OCETE	I+DENT JUNIOR RACING TEAM	YAMAHA		2:10.702	108.3	2
5:56.934	34 ERIK GARCIA	TAR RACING TEAM	KAWASAKI		2:10.570	108.4	2
7:36.363	43 HODEI MARTINEZ	MIERES RACING	KAWASAKI		2:10.073	108.9	3
7:57.891	44 ADRIAN COVARRUBIAS	PM MOTORSPORT- BULTACO	KAWASAKI		2:07.999	110.6	3
10:04.313	44 ADRIAN COVARRUBIAS	PM MOTORSPORT- BULTACO	KAWASAKI		2:06.422	112.0	4
12:18.132	34 ERIK GARCIA	TAR RACING TEAM	KAWASAKI		2:05.628	112.7	5
16:22.615	44 ADRIAN COVARRUBIAS	PM MOTORSPORT- BULTACO	KAWASAKI		2:05.074	113.2	7
23:32.837	44 ADRIAN COVARRUBIAS	PM MOTORSPORT- BULTACO	KAWASAKI		2:04.588	113.6	10






# SSP 300 COPA ESPAÑA DE VELOCIDAD ENTRENAMIENTO CRONOMETRADO

## Vuelta a vuelta

— Vuelta invalidada    ■ Mejor Personal    ■ Mejor de la sesión    B Cruzando por el pit lane

Vlt.	Tiempo	Sector 1	Sector 2	Sector 3	Km/h	T. Sesión	Vlt.	Tiempo	Sector 1	Sector 2	Sector 3	Km/h	T. Sesión
<b>10</b>	<b>FRANCISCO DE SOUSA TEXEIRA</b> POR VRC TEAM KAWASAKI						12	2:05.317	34.563	45.389	45.365	113.0	26:22.531
1	3:49.069	1:45.759	1:04.014	59.296	61.8	3:49.069							
2	2:26.898	40.478	54.200	52.220	96.4	6:15.967							
3	2:21.298	37.381	52.372	51.545	100.2	8:37.265							
4	2:19.015	37.104	51.919	49.992	101.9	10:56.280							
5	2:17.637	36.707	51.551	49.379	102.9	13:13.917							
6	2:16.222	36.445	50.542	49.235	103.9	15:30.139							
7	2:18.238	38.012	50.686	49.540	102.4	17:48.377							
8	2:15.911	36.766	50.070	49.075	104.2	20:04.288							
9	2:14.772	36.130	49.791	48.851	105.1	22:19.060							
10	2:15.792	36.261	49.815	49.716	104.3	24:34.852							
11	2:15.862	37.147	49.876	48.839	104.2	26:50.714							
<b>11</b>	<b>KYLIAN SARRIAS</b> ESP KAWASAKI						<b>34</b>	<b>ERIK GARCIA</b> ESP TAR RACING TEAM KAWASAKI					
1	3:49.360	2:03.588	51.497	54.275	61.7	3:49.360							
2	2:19.302	38.547	50.695	50.060	101.6	6:08.662							
3	2:16.753	37.172	50.212	49.369	103.5	8:25.415							
4	2:14.013	36.028	49.150	48.835	105.7	10:39.428							
5	2:13.235	35.922	49.278	48.035	106.3	12:52.663							
6	2:12.319	35.468	48.152	48.699	107.0	15:04.982							
7	2:12.040	35.633	48.373	48.034	107.2	17:17.022							
8	2:13.142	35.467	48.839	48.836	106.3	19:30.164							
9	2:12.071	35.535	48.342	48.194	107.2	21:42.235							
10	2:11.131	35.038	48.236	47.857	108.0	23:53.366							
11	2:10.342	35.026	47.784	47.532	108.6	26:03.708							
<b>23</b>	<b>JORDI RAPOSEIRAS</b> AND ALMA RACING KAWASAKI						<b>35</b>	<b>VARIS FLEMING</b> AUS MOTAP RACING TEAM KAWASAKI					
1	2:59.201	1:20.062	50.327	48.812	79.0	2:59.201							
2	2:12.481	35.791	48.742	47.948	106.9	5:11.682							
3	2:15.209	35.245	52.246	47.718	104.7	7:26.891							
4	2:10.790	35.347	48.218	47.225	108.3	9:37.681							
5	2:09.321	34.879	47.488	46.954	109.5	11:47.002							
6	2:08.753	34.510	47.314	46.929	110.0	13:55.755							
7	2:08.162	34.337	47.165	46.660	110.5	16:03.917							
8	2:07.602	34.090	46.962	46.550	111.0	18:11.519							
9	2:07.670	34.262	46.953	46.455	110.9	20:19.189							
10	2:07.718	34.638	46.810	46.270	110.9	22:26.907							
11	2:08.245	33.891	48.017	46.337	110.4	24:35.152							
12	2:07.118	34.639	46.538	45.941	111.4	26:42.270							
<b>41</b>	<b>OLIVER COBOS</b> ESP COBOS COMPETICION KAWASAKI						<b>36</b>	<b>ERIK GARCIA</b> ESP TAR RACING TEAM KAWASAKI					
1	3:04.128	1:27.173	48.684	48.271	76.9	3:04.128							
2	2:10.702	35.821	47.224	47.657	108.3	5:14.830							
3	2:10.924	35.488	47.916	47.520	108.1	7:25.754							
4	2:09.412	35.235	47.352	46.825	109.4	9:35.166							
5	2:07.543	34.434	46.572	46.537	111.0	11:42.709							
6	2:06.967	34.477	46.466	46.024	111.5	13:49.676							
7	2:06.174	34.073	46.178	45.923	112.2	15:55.850							
8	2:05.531	33.984	45.804	45.743	112.8	18:01.381							
9	2:05.370	33.867	45.955	45.548	112.9	20:06.751							
10	2:05.328	33.831	46.012	45.485	113.0	22:12.079							
11	2:05.135	33.569	45.675	45.891	113.1	24:17.214							
<b>43</b>	<b>HODEI MARTINEZ</b> ESP MIERES RACING KAWASAKI						<b>37</b>	<b>ERIK GARCIA</b> ESP TAR RACING TEAM KAWASAKI					
1	3:14.344	1:35.157	50.156	49.031	72.9	3:14.344							
2	2:11.946	36.138	48.359	47.449	107.3	5:26.290							
3	2:10.073	35.387	47.537	47.149	108.9	7:36.363							
4	2:08.384	34.488	47.290	46.606	110.3	9:44.747							
5	2:08.662	34.872	46.943	46.847	110.0	11:53.409							
6	2:07.934	34.537	46.980	46.417	110.7	14:01.343							
7	2:08.533	34.379	47.168	46.986	110.2	16:09.876							
8	2:07.692	34.372	46.886	46.434	110.9	18:17.568							
9	3:08.163	34.345	51.029	1:42.789	75.2	21:25.731							
10	2:13.174	40.016	46.984	46.174	106.3	23:38.905							
11	2:06.522	33.913	46.769	45.840	111.9	25:45.427							



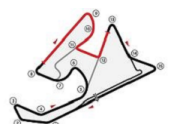


# SSP 300 COPA ESPAÑA DE VELOCIDAD ENTRENAMIENTO CRONOMETRADO


## Vuelta a vuelta

— Vuelta invalidada    ■ Mejor Personal    ■ Mejor de la sesión    B Cruzando por el pit lane

Vlt.	Tiempo	Sector 1	Sector 2	Sector 3	Km/h	T. Sesión	Vlt.	Tiempo	Sector 1	Sector 2	Sector 3	Km/h	T. Sesión	
<b>44</b>	<b>ADRIAN COVARRUBIAS</b> ESP													
	PM MOTORSPORT- BULTACO													
1	3:39.039	1:54.567	53.481	50.991	64.6	3:39.039								
2	2:10.853	35.787	48.023	47.043	108.2	5:49.892								
3	2:07.999	34.649	46.805	46.545	110.6	7:57.891								
4	2:06.422	33.786	46.119	46.517	112.0	10:04.313								
5	2:07.556	34.003	46.738	46.815	111.0	12:11.869								
6	2:05.672	34.074	45.887	45.711	112.7	14:17.541								
7	2:05.074	33.684	45.615	45.775	113.2	16:22.615								
8	2:54.486B	<b>33.475</b>	45.556	1:35.455	81.1	19:17.101								
9	2:11.148	39.954	45.546	45.648	108.0	21:28.249								
10	<b>2:04.588</b>	33.656	<b>45.489</b>	<b>45.443</b>	113.6	23:32.837								
<b>73</b>	<b>YERAY VAZQUEZ</b> ESP													
	PM MOTORSPORT													
1	4:38.867	2:41.752	1:01.053	56.062	50.8	4:38.867								
2	2:34.114	44.877	56.532	52.705	91.9	7:12.981								
3	2:30.268	43.210	55.004	52.054	94.2	9:43.249								
4	2:27.465	42.072	54.260	51.133	96.0	12:10.714								
5	2:28.083	42.522	53.953	51.608	95.6	14:38.797								
6	2:26.865	41.599	54.294	50.972	96.4	17:05.662								
7	2:26.742	41.100	54.004	51.638	96.5	19:32.404								
8	2:25.684	41.319	53.575	50.790	97.2	21:58.088								
9	<b>2:23.757</b>	<b>40.245</b>	<b>53.009</b>	<b>50.503</b>	98.5	24:21.845								
10	2:25.448	40.765	53.572	51.111	97.3	26:47.293								
<b>76</b>	<b>GONÇALO DIAS</b> POR													
	VRC TEAM													
1	16:01.237B	1:30.087	50.149	...	14.7	16:01.237								
2	2:31.916	46.618	53.638	51.660	93.2	18:33.153								
3	2:17.964	38.125	50.748	49.091	102.6	20:51.117								
4	2:15.237	36.295	<b>49.578</b>	49.364	104.7	23:06.354								
5	<b>2:14.012</b>	<b>36.141</b>	49.641	<b>48.230</b>	105.7	25:20.366								
<b>77</b>	<b>MAURO GOMEZ</b> ESP													
	TEAM UREKA MAXIGASS													
1	21:37.545B				10.9	21:37.545								
2	2:33.512	48.239	52.837	52.436	92.2	24:11.057								
3	<b>2:25.823</b>	<b>41.718</b>	<b>52.120</b>	<b>51.985</b>	97.1	26:36.880								
<b>80</b>	<b>CAMERON RENDE</b> AUS													
	MOTAP RACING TEAM													
1	3:16.452	1:34.319	52.229	49.904	72.1	3:16.452								
2	2:16.621	38.031	50.286	48.304	103.6	5:33.073								
3	2:12.600	35.715	49.238	47.647	106.8	7:45.673								
4	2:14.075	35.692	49.314	49.069	105.6	9:59.748								
5	2:12.874	36.277	49.119	47.478	106.6	12:12.622								
6	2:12.145	36.167	48.283	47.695	107.1	14:24.767								
7	2:08.517	34.251	47.376	46.890	110.2	16:33.284								
8	2:08.775	34.728	47.029	47.018	109.9	18:42.059								
9	2:07.850	34.065	46.990	46.795	110.7	20:49.909								
10	2:07.236	34.070	<b>46.796</b>	46.370	111.3	22:57.145								
11	<b>2:06.654</b>	<b>33.935</b>	46.848	<b>45.871</b>	111.8	25:03.799								





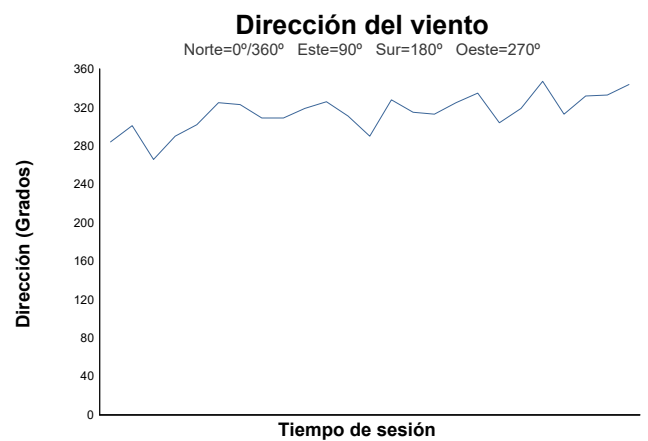
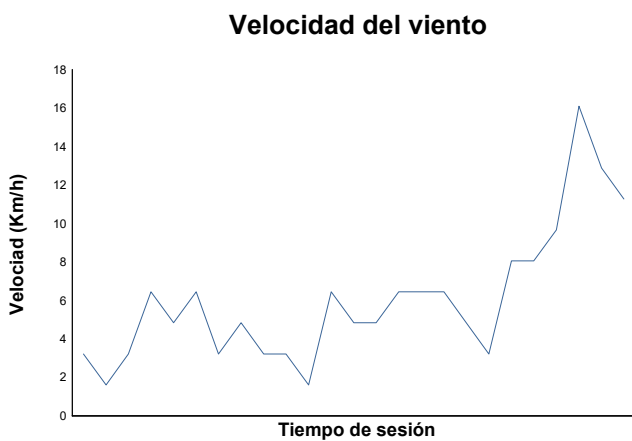
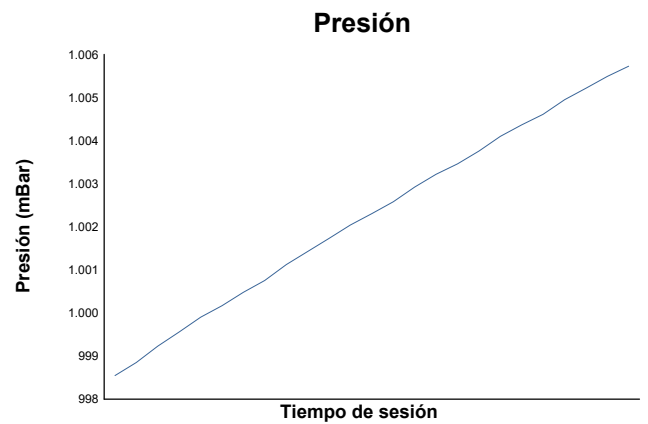
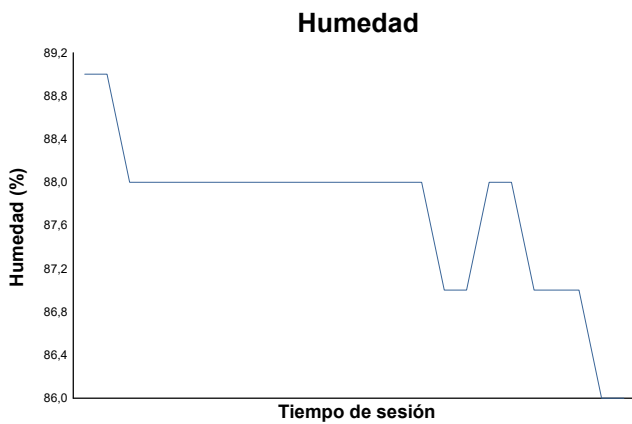
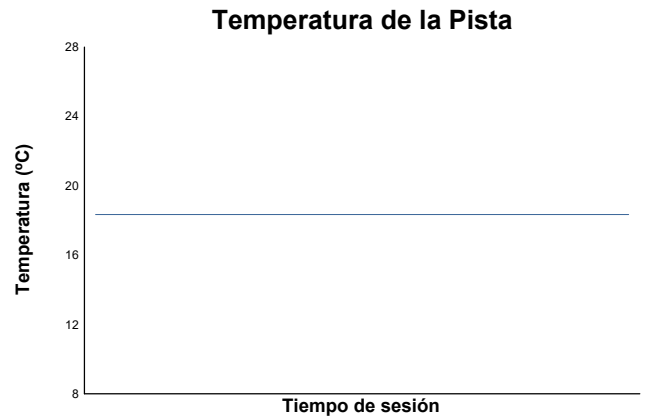
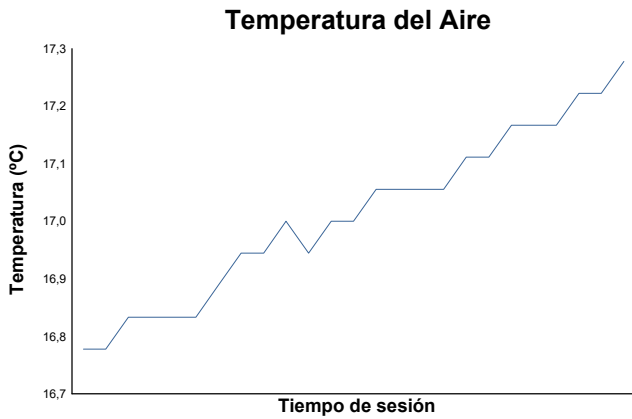


# COPA ESPAÑA DE VELOCIDAD

## SSP 300

### ENTRENAMIENTO CRONOMETRADO

#### Informe meteorológico



Estado de pista: **MOJADO**

