

SSP 300

COPA ESPAÑA DE VELOCIDAD

CARRERA SSP300 + R3 (11 Vlt., 43,3 km.)

Clasificación

| Nº Piloto | Nac | Equipo | Moto | Neum. Cl. | Vlts. | Tiempo Total | Dif. | Km/h | Mejor Vuelta | | | | |
|------------------------|-------------------------|----------------------------|-------------------|---------------------------|----------|---------------|-----------|-----------|--------------|-------------|---|----------|-------|
| | | | | | | | | | Vlt. | Tiempo Km/h | | | |
| 1 | 26 | DANIEL OCETE | ESP | I-DENT JUNIOR RACING TEAM | YAMAHA | Pirelli | 8 | 15:25.841 | - | 122.3 | 7 | 1:53.913 | 124.3 |
| 2 | 44 | ADRIAN COVARRUBIAS | ESP | PM MOTORSPORT- BULTACO | KAWASAKI | Pirelli | 8 | 15:25.854 | +0.013 | 122.3 | 6 | 1:54.152 | 124.0 |
| 3 | 43 | HODEI MARTINEZ | ESP | MIERES RACING | KAWASAKI | Pirelli | 8 | 15:30.577 | +4.736 | 121.7 | 5 | 1:54.655 | 123.5 |
| 4 | 23 | JORDI RAPOSEIRAS | AND | ALMA RACING | KAWASAKI | Pirelli | 8 | 15:35.437 | +9.596 | 121.1 | 4 | 1:54.987 | 123.1 |
| 5 | 31 | ROBERTO FERNANDEZ | ESP | I-DENT JUNIOR RACING TEAM | YAMAHA | Pirelli | 8 | 15:42.610 | +16.769 | 120.2 | 4 | 1:56.182 | 121.9 |
| 6 | 41 | OLIVER COBOS | ESP | COBOS COMPETICION | KAWASAKI | Pirelli | 8 | 15:42.731 | +16.890 | 120.2 | 7 | 1:56.475 | 121.6 |
| 7 | 76 | GONÇALO DIAS | POR | VRC TEAM | KAWASAKI | Pirelli | 8 | 15:55.478 | +29.637 | 118.5 | 5 | 1:56.506 | 121.5 |
| 8 | 10 | FRANCISCO DE SOUSA TEXEIRA | POR | VRC TEAM | KAWASAKI | Pirelli | 8 | 16:06.392 | +40.551 | 117.2 | 4 | 1:59.061 | 118.9 |
| 9 | 77 | MAURO GOMEZ | ESP | TEAM UREKA MAXIGASS | KAWASAKI | Pirelli | 8 | 16:21.802 | +55.961 | 115.4 | 8 | 2:00.441 | 117.6 |
| 10 | 11 | KYLIAN SARRIAS | ESP | | KAWASAKI | Pirelli | 8 | 16:28.347 | +1:02.506 | 114.6 | 3 | 2:01.625 | 116.4 |
| 11 | 14 | SERGIO DE LA IGLESIA | ESP | M.C. REBORDELO | YAMAHA | Dunlop R3 FCM | 8 | 16:29.296 | +1:03.455 | 114.5 | 7 | 2:01.547 | 116.5 |
| 12 | 2 | RUBEN MONTERO | ESP | M.C. C.R.RACING | YAMAHA | Dunlop R3 FCM | 8 | 16:29.519 | +1:03.678 | 114.5 | 6 | 2:01.561 | 116.5 |
| 13 | 7 | GUERAU SIMO | ESP | | KTM | Pirelli | 8 | 16:29.571 | +1:03.730 | 114.5 | 5 | 2:01.285 | 116.7 |
| 14 | 57 | RAUL NAVARRETE | ESP | MOTORLAND ARAGON CD | YAMAHA | Dunlop R3 FCM | 8 | 16:30.328 | +1:04.487 | 114.4 | 5 | 2:01.945 | 116.1 |
| 15 | 73 | YERAY VAZQUEZ | ESP | PM MOTORSPORT | KAWASAKI | Pirelli | 8 | 16:49.127 | +1:23.286 | 112.2 | 5 | 2:04.315 | 113.9 |
| 16 | 64 | NABIL MARCO | ESP | C. E. GUAJA RACING | YAMAHA | Dunlop R3 FCM | 8 | 16:54.375 | +1:28.534 | 111.7 | 8 | 2:04.490 | 113.7 |
| 17 | 34 | ERIK GARCIA | ESP | TAR RACING TEAM | KAWASAKI | Pirelli | 6 | 11:43.156 | 2 Vlt. | 120.8 | 4 | 1:55.526 | 122.6 |
| No clasificados | | | | | | | | | | | | | |
| 35 | VARIS FLEMING | AUS | MOTAP RACING TEAM | KAWASAKI | Pirelli | 8 | 15:30.458 | | | | 5 | 1:54.634 | 123.5 |
| 80 | CAMERON RENDE | AUS | MOTAP RACING TEAM | KAWASAKI | Pirelli | 8 | 15:30.628 | | | | 7 | 1:54.744 | 123.4 |
| No salidos | | | | | | | | | | | | | |
| 32 | RODRIGO VALENTE MARTINS | POR | ILUSION RACING | KAWASAKI | Pirelli | | | | | | | | |
| 39 | JUAN FRANCISCO RISUEÑO | ESP | RISUEÑO RACING | KAWASAKI | Pirelli | | | | | | | | |

| | | | |
|-----------------------|--------------------|----------|------------|
| Pole: | ADRIAN COVARRUBIAS | 2:04.588 | 113.6 Km/h |
| Vuelta rápida: | Vlt.7 DANIEL OCETE | 1:53.913 | 124.3 Km/h |

Hora de publicación:

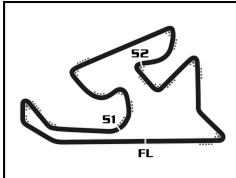
 Estado de pista: **SECO**

| | |
|-----------------------|--------------------|
| Race Director: | Timekeeper: |
|-----------------------|--------------------|





02 y 03 SEPTIEMBRE
CIRCUITO DE NAVARRA



CIRCUITO DE NAVARRA 3.933 m.

SSP 300

COPA ESPAÑA DE VELOCIDAD

CARRERA SSP300 + R3 (11 Vlt., 43,3 km.)


Clasificación por Clase

| Nº Piloto | Nac | Equipo | Moto | Vlts. | Tiempo Total | Dif. Km/h | Mejor Vuelta | | | | | |
|---------------|-----|----------------------|------|---------------------|--------------|-----------|--------------|-------------|-------|----------|----------|-------|
| | | | | | | | Vlt. | Tiempo Km/h | | | | |
| R3 FCM | | | | | | | | | | | | |
| 1 | 14 | SERGIO DE LA IGLESIA | ESP | M.C. REBORDELO | YAMAHA | 8 | 16:29.296 | 114.5 | 7 | 2:01.547 | 116.5 | |
| 2 | 2 | RUBEN MONTERO | ESP | M.C. C.R.RACING | YAMAHA | 8 | 16:29.519 | +0.223 | 114.5 | 6 | 2:01.561 | 116.5 |
| 3 | 57 | RAUL NAVARRETE | ESP | MOTORLAND ARAGON CD | YAMAHA | 8 | 16:30.328 | +1.032 | 114.4 | 5 | 2:01.945 | 116.1 |
| 4 | 64 | NABIL MARCO | ESP | C. E. GUAJA RACING | YAMAHA | 8 | 16:54.375 | +25.079 | 111.7 | 8 | 2:04.490 | 113.7 |

Hora de publicación:

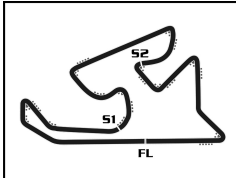
Estado de pista: **SECO**

| | |
|-----------------------|--------------------|
| Race Director: | Timekeeper: |
| | |





02 y 03 SEPTIEMBRE
CIRCUITO DE NAVARRA



CIRCUITO DE NAVARRA 3.933 m.

Clasificación por Grupo

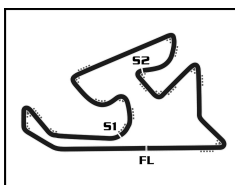
| Nº Piloto | Nac | Equipo | Moto | Vlts. | Tiempo Total | Dif. Km/h | Mejor Vuelta | |
|-----------|-----|--------|------|-------|--------------|-----------|--------------|-------------|
| | | | | | | | Vlt. | Tiempo Km/h |
| | | | | | | | | |

Hora de publicación:

Estado de pista:

| | |
|----------------|-------------|
| Race Director: | Timekeeper: |
|----------------|-------------|





SSP 300

COPA ESPAÑA DE VELOCIDAD


CARRERA SSP300 + R3

Planing

CIRCUITO DE NAVARRA 3.933 m.

| Nº | Pos | Parrilla | Vit. | | | | | | | |
|----|-----|----------|------|----|----|----|----|----|----|----|
| | | | 1 | 2 | 3 | 4 | 5 | 6 | 7 | 8 |
| 44 | 1 | 44 | 26 | 26 | 26 | 44 | 26 | 44 | 44 | 26 |
| 26 | 2 | 26 | 44 | 44 | 44 | 26 | 44 | 26 | 26 | 44 |
| 34 | 3 | 34 | 35 | 35 | 35 | 35 | 35 | 43 | 35 | 35 |
| 43 | 4 | 43 | 80 | 43 | 43 | 43 | 43 | 35 | 43 | 43 |
| 35 | 5 | 35 | 43 | 80 | 80 | 80 | 80 | 80 | 80 | 80 |
| 80 | 6 | 80 | 34 | 34 | 34 | 23 | 23 | 23 | 23 | 23 |
| 23 | 7 | 23 | 23 | 23 | 23 | 34 | 34 | 34 | 41 | 31 |
| 41 | 8 | 41 | 41 | 41 | 41 | 41 | 76 | 41 | 31 | 41 |
| 11 | 9 | 11 | 76 | 76 | 76 | 76 | 41 | 31 | 76 | 76 |
| 76 | 10 | 76 | 31 | 31 | 31 | 31 | 31 | 76 | 10 | 10 |
| 10 | 11 | 10 | 10 | 10 | 10 | 10 | 10 | 10 | 77 | 77 |
| 73 | 12 | 73 | 77 | 77 | 77 | 77 | 77 | 77 | 11 | 11 |
| 77 | 13 | 77 | 57 | 57 | 11 | 11 | 11 | 11 | 7 | 14 |
| 7 | 14 | 7 | 11 | 11 | 57 | 57 | 7 | 7 | 14 | 2 |
| 31 | 15 | 31 | 7 | 7 | 7 | 7 | 57 | 57 | 2 | 7 |
| 32 | 16 | 32 | 2 | 2 | 14 | 14 | 14 | 14 | 57 | 57 |
| 39 | 17 | 39 | 14 | 14 | 2 | 2 | 2 | 2 | 73 | 73 |
| 14 | 18 | 14 | 64 | 64 | 73 | 73 | 73 | 73 | 64 | 64 |
| 2 | 19 | 2 | 73 | 73 | 64 | 64 | 64 | 64 | | |
| 57 | 20 | 57 | | | | | | | | |
| 64 | 21 | 64 | | | | | | | | |





SSP 300

COPA ESPAÑA DE VELOCIDAD

CARRERA SSP300 + R3


Mejores tiempos de sector

| Sector 1 | | | Sector 2 | | | Sector 3 | | | Pos | Nº Piloto | Vuelta Ideal | Mejor Vuelta |
|----------|-----------------------|--------|-----------------------|--------|-----------------------|----------|-----|-----------------------|----------|-----------|--------------|--------------|
| Pos | Nº Piloto | Tiempo | Nº Piloto | Tiempo | Nº Piloto | Tiempo | Pos | Nº Piloto | | | | |
| 1 | 34 E.GARCIA | 31.001 | 44 A.COVARRUBIAS | 40.964 | 26 D.OCETE | 41.320 | 1 | 26 D.OCETE | 1:53.820 | 1:53.913 | (1) | |
| 2 | 80 C.RENDE | 31.024 | 26 D.OCETE | 41.041 | 35 V.FLEMING | 41.545 | 2 | 44 A.COVARRUBIAS | 1:53.881 | 1:54.152 | (2) | |
| 3 | 35 V.FLEMING | 31.168 | 35 V.FLEMING | 41.474 | 44 A.COVARRUBIAS | 41.564 | 3 | 35 V.FLEMING | 1:54.187 | 1:54.634 | (3) | |
| 4 | 23 J.RAPOSEIRAS | 31.302 | 43 H.MARTINEZ | 41.474 | 80 C.RENDE | 41.710 | 4 | 80 C.RENDE | 1:54.263 | 1:54.744 | (5) | |
| 5 | 44 A.COVARRUBIAS | 31.353 | 80 C.RENDE | 41.529 | 43 H.MARTINEZ | 41.733 | 5 | 43 H.MARTINEZ | 1:54.572 | 1:54.655 | (4) | |
| 6 | 43 H.MARTINEZ | 31.365 | 23 J.RAPOSEIRAS | 41.598 | 23 J.RAPOSEIRAS | 41.928 | 6 | 23 J.RAPOSEIRAS | 1:54.828 | 1:54.987 | (6) | |
| 7 | 26 D.OCETE | 31.459 | 34 E.GARCIA | 41.833 | 34 E.GARCIA | 41.994 | 7 | 34 E.GARCIA | 1:54.828 | 1:55.526 | (7) | |
| 8 | 31 R.FERNANDEZ | 31.545 | 76 G.DIAS | 41.985 | 31 R.FERNANDEZ | 41.995 | 8 | 31 R.FERNANDEZ | 1:55.691 | 1:56.182 | (8) | |
| 9 | 76 G.DIAS | 31.739 | 41 O.COBOS | 42.050 | 76 G.DIAS | 42.199 | 9 | 76 G.DIAS | 1:55.923 | 1:56.506 | (10) | |
| 10 | 41 O.COBOS | 31.929 | 31 R.FERNANDEZ | 42.151 | 41 O.COBOS | 42.336 | 10 | 41 O.COBOS | 1:56.315 | 1:56.475 | (9) | |
| 11 | 10 F.DE SOUSA TEXEIRA | 32.277 | 10 F.DE SOUSA TEXEIRA | 43.270 | 10 F.DE SOUSA TEXEIRA | 43.355 | 11 | 10 F.DE SOUSA TEXEIRA | 1:58.902 | 1:59.061 | (11) | |
| 12 | 77 M.GOMEZ | 32.738 | 14 S.DE LA IGLESIA | 43.642 | 77 M.GOMEZ | 43.747 | 12 | 77 M.GOMEZ | 2:00.205 | 2:00.441 | (12) | |
| 13 | 11 K.SARRIAS | 32.909 | 7 G.SIMO | 43.677 | 2 R.MONTERO | 44.205 | 13 | 14 S.DE LA IGLESIA | 2:01.155 | 2:01.547 | (14) | |
| 14 | 7 G.SIMO | 33.167 | 2 R.MONTERO | 43.688 | 14 S.DE LA IGLESIA | 44.332 | 14 | 7 G.SIMO | 2:01.231 | 2:01.285 | (13) | |
| 15 | 14 S.DE LA IGLESIA | 33.181 | 57 R.NAVARRETE | 43.706 | 73 Y.VAZQUEZ | 44.373 | 15 | 57 R.NAVARRETE | 2:01.363 | 2:01.945 | (17) | |
| 16 | 57 R.NAVARRETE | 33.267 | 77 M.GOMEZ | 43.720 | 7 G.SIMO | 44.387 | 16 | 2 R.MONTERO | 2:01.406 | 2:01.561 | (15) | |
| 17 | 2 R.MONTERO | 33.513 | 11 K.SARRIAS | 44.074 | 57 R.NAVARRETE | 44.390 | 17 | 11 K.SARRIAS | 2:01.437 | 2:01.625 | (16) | |
| 18 | 73 Y.VAZQUEZ | 34.359 | 64 N.MARCO | 44.544 | 11 K.SARRIAS | 44.454 | 18 | 73 Y.VAZQUEZ | 2:03.684 | 2:04.315 | (18) | |
| 19 | 64 N.MARCO | 34.504 | 73 Y.VAZQUEZ | 44.952 | 64 N.MARCO | 45.310 | 19 | 64 N.MARCO | 2:04.358 | 2:04.490 | (19) | |





02 y 03 SEPTIEMBRE
CIRCUITO DE NAVARRA



SSP 300

COPA ESPAÑA DE VELOCIDAD

Después de CARRERA SSP300 + R3


Velocidad máxima del evento

| Nº Piloto | Equipo | Moto | Clase | V.Max | Vit. | Sesión |
|-------------------------------|---------------------------|----------|--------|-------|------|--------------------|
| 80 CAMERON RENDE | MOTAP RACING TEAM | KAWASAKI | | 196.7 | 2 | CARRERA SSP300 + R |
| 23 JORDI RAPOSEIRAS | ALMA RACING | KAWASAKI | | 195.7 | 2 | CARRERA SSP300 + R |
| 34 ERIK GARCIA | TAR RACING TEAM | KAWASAKI | | 194.6 | 5 | CARRERA SSP300 + R |
| 43 HODEI MARTINEZ | MIERES RACING | KAWASAKI | | 194.6 | 2 | CARRERA SSP300 + R |
| 31 ROBERTO FERNANDEZ | I+DENT JUNIOR RACING TEAM | YAMAHA | | 194.2 | 3 | CARRERA SSP300 + R |
| 35 VARIS FLEMING | MOTAP RACING TEAM | KAWASAKI | | 192.5 | 3 | CARRERA SSP300 + R |
| 76 GONÇALO DIAS | VRC TEAM | KAWASAKI | | 190.8 | 5 | CARRERA SSP300 + R |
| 10 FRANCISCO DE SOUSA TEXEIRA | VRC TEAM | KAWASAKI | | 190.1 | 2 | CARRERA SSP300 + R |
| 41 OLIVER COBOS | COBOS COMPETICION | KAWASAKI | | 189.8 | 2 | CARRERA SSP300 + R |
| 26 DANIEL OCETE | I+DENT JUNIOR RACING TEAM | YAMAHA | | 189.1 | 7 | CARRERA SSP300 + R |
| 11 KYLIAN SARRIAS | | KAWASAKI | | 187.8 | 4 | CARRERA SSP300 + R |
| 73 YERAY VAZQUEZ | PM MOTORSPORT | KAWASAKI | | 185.6 | 4 | CARRERA SSP300 + R |
| 44 ADRIAN COVARRUBIAS | PM MOTORSPORT- BULTACO | KAWASAKI | | 184.0 | 6 | CARRERA SSP300 + R |
| 77 MAURO GOMEZ | TEAM UREKA MAXIGASS | KAWASAKI | | 182.4 | 2 | CARRERA SSP300 + R |
| 14 SERGIO DE LA IGLESIA | M.C. REBORDELO | YAMAHA | R3 FCM | 180.3 | 5 | CARRERA SSP300 + R |
| 7 GUERAU SIMO | | KTM | | 177.6 | 9 | CARRERA SSP300 + R |
| 2 RUBEN MONTERO | M.C. C.R.RACING | YAMAHA | R3 FCM | 174.8 | 7 | CARRERA SSP300 + R |
| 57 RAUL NAVARRETE | MOTORLAND ARAGON CD | YAMAHA | R3 FCM | 173.4 | 6 | CARRERA SSP300 + R |
| 64 NABIL MARCO | C. E. GUAJA RACING | YAMAHA | R3 FCM | 168.2 | 2 | CARRERA SSP300 + R |





02 y 03 SEPTIEMBRE
CIRCUITO DE NAVARRA

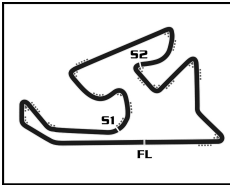


SSP 300 COPA ESPAÑA DE VELOCIDAD CARRERA SSP300 + R3

Secuencia de líderes por Clase

| Nº | Piloto | Equipo | Moto | Vuelta a | Vuelta Final | Vlts. | Total Vlts. |
|---------------|----------------------|---------------------------|----------|----------|--------------|-------|-------------|
| 26 | DANIEL OCETE | I+DENT JUNIOR RACING TEAM | YAMAHA | 1 | 3 | 3 | 3 |
| 44 | ADRIAN COVARRUBIAS | PM MOTORSPORT- BULTACO | KAWASAKI | 4 | 4 | 1 | 1 |
| 26 | DANIEL OCETE | I+DENT JUNIOR RACING TEAM | YAMAHA | 5 | 5 | 1 | 4 |
| 44 | ADRIAN COVARRUBIAS | PM MOTORSPORT- BULTACO | KAWASAKI | 6 | 7 | 2 | 3 |
| 26 | DANIEL OCETE | I+DENT JUNIOR RACING TEAM | YAMAHA | 8 | 8 | 1 | 5 |
| R3 FCM | | | | | | | |
| 57 | RAUL NAVARRETE | MOTORLAND ARAGON CD | YAMAHA | 1 | 6 | 6 | 6 |
| 14 | SERGIO DE LA IGLESIA | M.C. REBORDELO | YAMAHA | 7 | 8 | 2 | 2 |





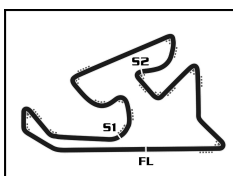
CIRCUITO DE NAVARRA 3.933 m.

SSP 300 COPA ESPAÑA DE VELOCIDAD CARRERA SSP300 + R3

Secuencia de vueltas rápidas

| T. Sesión | Nº Piloto | Equipo | Moto | Clase | Tiempo | Km/h | Vlt. |
|-----------|-----------------------|---------------------------|----------|-------|----------|-------|------|
| 3:58.525 | 26 DANIEL OCETE | I+DENT JUNIOR RACING TEAM | YAMAHA | | 1:55.698 | 122.4 | 2 |
| 3:58.615 | 44 ADRIAN COVARRUBIAS | PM MOTORSPORT- BULTACO | KAWASAKI | | 1:55.679 | 122.4 | 2 |
| 3:59.342 | 43 HODEI MARTINEZ | MIERES RACING | KAWASAKI | | 1:55.632 | 122.4 | 2 |
| 5:53.502 | 26 DANIEL OCETE | I+DENT JUNIOR RACING TEAM | YAMAHA | | 1:54.977 | 123.1 | 3 |
| 7:48.345 | 44 ADRIAN COVARRUBIAS | PM MOTORSPORT- BULTACO | KAWASAKI | | 1:54.673 | 123.5 | 4 |
| 9:43.038 | 26 DANIEL OCETE | I+DENT JUNIOR RACING TEAM | YAMAHA | | 1:54.565 | 123.6 | 5 |
| 11:37.193 | 44 ADRIAN COVARRUBIAS | PM MOTORSPORT- BULTACO | KAWASAKI | | 1:54.152 | 124.0 | 6 |
| 13:31.416 | 26 DANIEL OCETE | I+DENT JUNIOR RACING TEAM | YAMAHA | | 1:53.913 | 124.3 | 7 |





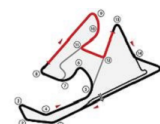
CIRCUITO DE NAVARRA 3.933 m.


SSP 300 COPA ESPAÑA DE VELOCIDAD CARRERA SSP300 + R3

Tiempos por vuelta

Piloto Doblado

| Nº | Tiempo | Dif. | Nº | Tiempo | Dif. | Nº | Tiempo | Dif. | Nº | Tiempo | Dif. | Nº | Tiempo | Dif. |
|--------|----------|--------|--------|----------|--------|--------|----------|----------|----|--------|------|----|--------|------|
| Vlt. 1 | | | 11 | 2:01.625 | 24.328 | 23 | 1:55.567 | 4.945 | | | | | | |
| 26 | 2:02.827 | 0.000 | 57 | 2:03.065 | 25.290 | 34 | 1:55.980 | 5.963 | | | | | | |
| 44 | 2:02.936 | 0.109 | 7 | 2:02.246 | 25.738 | 41 | 1:56.504 | 12.169 | | | | | | |
| 35 | 2:03.233 | 0.406 | 14 | 2:01.747 | 26.338 | 31 | 1:56.592 | 12.540 | | | | | | |
| 80 | 2:03.544 | 0.717 | 2 | 2:02.864 | 26.798 | 76 | 2:03.193 | 18.726 | | | | | | |
| 43 | 2:03.710 | 0.883 | 73 | 2:04.521 | 33.497 | 10 | 1:59.578 | 27.059 | | | | | | |
| 34 | 2:04.182 | 1.355 | 64 | 2:06.483 | 35.371 | 77 | 2:01.780 | 43.082 | | | | | | |
| 23 | 2:04.332 | 1.505 | Vlt. 4 | | | 11 | 2:02.269 | 47.090 | | | | | | |
| 41 | 2:05.027 | 2.200 | 44 | 1:54.673 | | 7 | 2:02.240 | 47.936 | | | | | | |
| 76 | 2:05.103 | 2.276 | 26 | 1:54.971 | 0.128 | 57 | 2:02.069 | 48.123 | | | | | | |
| 31 | 2:05.776 | 2.949 | 35 | 1:55.044 | 1.288 | 14 | 2:02.007 | 48.465 | | | | | | |
| 10 | 2:07.262 | 4.435 | 43 | 1:55.029 | 1.393 | 2 | 2:01.561 | 48.499 | | | | | | |
| 77 | 2:10.944 | 8.117 | 80 | 1:55.024 | 1.435 | 73 | 2:04.546 | 1:02.994 | | | | | | |
| 57 | 2:12.586 | 9.759 | 23 | 1:54.987 | 2.714 | 64 | 2:04.898 | 1:07.901 | | | | | | |
| 11 | 2:12.698 | 9.871 | 34 | 1:55.526 | 3.030 | Vlt. 7 | | | | | | | | |
| 7 | 2:13.622 | 10.795 | 41 | 1:56.625 | 7.668 | 44 | 1:54.187 | | | | | | | |
| 2 | 2:13.699 | 10.872 | 76 | 1:56.521 | 7.875 | 26 | 1:53.913 | 0.036 | | | | | | |
| 14 | 2:13.954 | 11.127 | 31 | 1:56.182 | 8.267 | 35 | 1:55.164 | 3.327 | | | | | | |
| 64 | 2:15.837 | 13.010 | 10 | 1:59.061 | 16.649 | 43 | 1:55.382 | 3.344 | | | | | | |
| 73 | 2:16.534 | 13.707 | 77 | 2:00.850 | 29.213 | 80 | 1:54.744 | 3.467 | | | | | | |
| Vlt. 2 | | | 11 | 2:02.006 | 31.491 | 23 | 1:55.590 | 6.348 | | | | | | |
| 26 | 1:55.698 | | 57 | 2:02.510 | 32.957 | 41 | 1:56.475 | 14.457 | | | | | | |
| 44 | 1:55.679 | 0.090 | 7 | 2:02.364 | 33.259 | 31 | 1:56.462 | 14.815 | | | | | | |
| 35 | 1:55.732 | 0.440 | 14 | 2:02.021 | 33.516 | 76 | 2:01.936 | 26.475 | | | | | | |
| 43 | 1:55.632 | 0.817 | 2 | 2:01.940 | 33.895 | 10 | 2:00.997 | 33.869 | | | | | | |
| 80 | 1:56.005 | 1.024 | 73 | 2:04.327 | 42.981 | 77 | 2:01.086 | 49.981 | | | | | | |
| 34 | 1:56.030 | 1.687 | 64 | 2:05.876 | 46.404 | 11 | 2:01.866 | 54.769 | | | | | | |
| 23 | 1:56.079 | 1.886 | Vlt. 5 | | | 7 | 2:01.921 | 55.670 | | | | | | |
| 41 | 1:56.929 | 3.431 | 26 | 1:54.565 | | 14 | 2:01.547 | 55.825 | | | | | | |
| 76 | 1:56.999 | 3.577 | 44 | 1:54.696 | 0.003 | 2 | 2:01.971 | 56.283 | | | | | | |
| 31 | 1:56.511 | 3.762 | 35 | 1:54.634 | 1.229 | 57 | 2:02.398 | 56.334 | | | | | | |
| 10 | 1:59.211 | 7.948 | 43 | 1:54.655 | 1.355 | 73 | 2:04.610 | 1:13.417 | | | | | | |
| 77 | 2:03.547 | 15.966 | 80 | 1:54.906 | 1.648 | 64 | 2:04.791 | 1:18.505 | | | | | | |
| 57 | 2:03.141 | 17.202 | 23 | 1:55.512 | 3.533 | Vlt. 8 | | | | | | | | |
| 11 | 2:03.507 | 17.680 | 34 | 1:55.801 | 4.138 | 26 | 1:54.425 | | | | | | | |
| 7 | 2:03.372 | 18.469 | 76 | 1:56.506 | 9.688 | 44 | 1:54.474 | 0.013 | | | | | | |
| 2 | 2:03.737 | 18.911 | 41 | 1:56.845 | 9.820 | 35 | 1:55.751 | 4.617 | | | | | | |
| 14 | 2:04.139 | 19.568 | 31 | 1:56.529 | 10.103 | 43 | 1:55.853 | 4.736 | | | | | | |
| 64 | 2:06.553 | 23.865 | 10 | 1:59.680 | 21.636 | 80 | 1:55.781 | 4.787 | | | | | | |
| 73 | 2:05.944 | 23.953 | 77 | 2:00.937 | 35.457 | 23 | 1:57.709 | 9.596 | | | | | | |
| Vlt. 3 | | | 11 | 2:02.178 | 38.976 | 31 | 1:56.415 | 16.769 | | | | | | |
| 26 | 1:54.977 | | 7 | 2:01.285 | 39.851 | 41 | 1:56.894 | 16.890 | | | | | | |
| 44 | 1:55.057 | 0.170 | 57 | 2:01.945 | 40.209 | 76 | 1:57.623 | 29.637 | | | | | | |
| 35 | 1:55.624 | 1.087 | 14 | 2:01.790 | 40.613 | 10 | 2:01.143 | 40.551 | | | | | | |
| 43 | 1:55.367 | 1.207 | 2 | 2:01.891 | 41.093 | 77 | 2:00.441 | 55.961 | | | | | | |
| 80 | 1:55.207 | 1.254 | 73 | 2:04.315 | 52.603 | 11 | 2:02.198 | 1:02.506 | | | | | | |
| 34 | 1:55.637 | 2.347 | 64 | 2:05.447 | 57.158 | 14 | 2:02.091 | 1:03.455 | | | | | | |
| 23 | 1:55.661 | 2.570 | Vlt. 6 | | | 2 | 2:01.856 | 1:03.678 | | | | | | |
| 41 | 1:57.432 | 5.886 | 44 | 1:54.152 | | 7 | 2:02.521 | 1:03.730 | | | | | | |
| 76 | 1:57.597 | 6.197 | 26 | 1:54.465 | 0.310 | 57 | 2:02.614 | 1:04.487 | | | | | | |
| 31 | 1:58.143 | 6.928 | 43 | 1:54.949 | 2.149 | 73 | 2:04.330 | 1:23.286 | | | | | | |
| 10 | 1:59.460 | 12.431 | 35 | 1:55.276 | 2.350 | 64 | 2:04.490 | 1:28.534 | | | | | | |
| 77 | 2:02.217 | 23.206 | 80 | 1:55.417 | 2.910 | | | | | | | | | |







SSP 300 COPA ESPAÑA DE VELOCIDAD CARRERA SSP300 + R3

Vuelta a vuelta

— Vuelta invalidada ■ Mejor Personal ■ Mejor de la sesión ■ Cruzando por el pit lane

| Vlt. | Tiempo | Sector 1 | Sector 2 | Sector 3 | Km/h | T. Sesión | Vlt. | Tiempo | Sector 1 | Sector 2 | Sector 3 | Km/h | T. Sesión | | |
|-----------|-----------------------------------|---------------|---------------|---------------|-------|-----------|------|-----------------|---------------------------|---------------|---------------|-------|-----------|--|--|
| 2 | RUBEN MONTERO | ESP | | | | | | 23 | JORDI RAPOSEIRAS | AND | | | | | |
| | M.C. C.R.RACING | YAMAHA | | | | | | | ALMA RACING | KAWASAKI | | | | | |
| 1 | 2:13.699 | 42.590 | 45.227 | 45.882 | 105.9 | 2:13.699 | 1 | 2:04.332 | 39.252 | 42.616 | 42.464 | 113.9 | 2:04.332 | | |
| 2 | 2:03.737 | 34.070 | 44.849 | 44.818 | 114.4 | 4:17.436 | 2 | 1:56.079 | 31.615 | 42.303 | 42.161 | 122.0 | 4:00.411 | | |
| 3 | 2:02.864 | 33.760 | 44.356 | 44.748 | 115.2 | 6:20.300 | 3 | 1:55.661 | 31.396 | 41.890 | 42.375 | 122.4 | 5:56.072 | | |
| 4 | 2:01.940 | 33.584 | 43.915 | 44.441 | 116.1 | 8:22.240 | 4 | 1:54.987 | 31.302 | 41.757 | 41.928 | 123.1 | 7:51.059 | | |
| 5 | 2:01.891 | 33.625 | 43.696 | 44.570 | 116.2 | 10:24.131 | 5 | 1:55.512 | 31.724 | 41.598 | 42.190 | 122.6 | 9:46.571 | | |
| 6 | 2:01.561 | 33.633 | 43.723 | 44.205 | 116.5 | 12:25.692 | 6 | 1:55.567 | 31.663 | 41.674 | 42.230 | 122.5 | 11:42.138 | | |
| 7 | 2:01.971 | 33.618 | 43.688 | 44.665 | 116.1 | 14:27.663 | 7 | 1:55.590 | 31.634 | 41.965 | 41.991 | 122.5 | 13:37.728 | | |
| 8 | 2:01.856 | 33.513 | 43.732 | 44.611 | 116.2 | 16:29.519 | 8 | 1:57.709 | 32.129 | 42.059 | 43.521 | 120.3 | 15:35.437 | | |
| 7 | GUERAU SIMO | ESP | | | | | | 26 | DANIEL OCETE | ESP | | | | | |
| | | KTM | | | | | | | I+DENT JUNIOR RACING TEAM | YAMAHA | | | | | |
| 1 | 2:13.622 | 41.718 | 45.743 | 46.161 | 106.0 | 2:13.622 | 1 | 2:02.827 | 37.732 | 42.398 | 42.697 | 115.3 | 2:02.827 | | |
| 2 | 2:03.372 | 34.065 | 44.328 | 44.979 | 114.8 | 4:16.994 | 2 | 1:55.698 | 31.818 | 41.663 | 42.217 | 122.4 | 3:58.525 | | |
| 3 | 2:02.246 | 33.454 | 43.958 | 44.834 | 115.8 | 6:19.240 | 3 | 1:54.977 | 31.670 | 41.376 | 41.931 | 123.1 | 5:53.502 | | |
| 4 | 2:02.364 | 33.808 | 44.029 | 44.527 | 115.7 | 8:21.604 | 4 | 1:54.971 | 31.569 | 41.740 | 41.662 | 123.2 | 7:48.473 | | |
| 5 | 2:01.285 | 33.167 | 43.731 | 44.387 | 116.7 | 10:22.889 | 5 | 1:54.565 | 31.459 | 41.301 | 41.805 | 123.6 | 9:43.038 | | |
| 6 | 2:02.240 | 33.218 | 43.871 | 45.151 | 115.8 | 12:25.129 | 6 | 1:54.465 | 31.757 | 41.180 | 41.528 | 123.7 | 11:37.503 | | |
| 7 | 2:01.921 | 33.326 | 43.677 | 44.918 | 116.1 | 14:27.050 | 7 | 1:53.913 | 31.515 | 41.078 | 41.320 | 124.3 | 13:31.416 | | |
| 8 | 2:02.521 | 33.658 | 43.913 | 44.950 | 115.6 | 16:29.571 | 8 | 1:54.425 | 31.572 | 41.067 | 41.786 | 123.7 | 15:25.841 | | |
| 10 | FRANCISCO DE SOUSA TEXEIRA | POR | | | | | | 31 | ROBERTO FERNANDEZ | ESP | | | | | |
| | VRC TEAM | KAWASAKI | | | | | | | I+DENT JUNIOR RACING TEAM | YAMAHA | | | | | |
| 1 | 2:07.262 | 39.968 | 43.892 | 43.402 | 111.3 | 2:07.262 | 1 | 2:05.776 | 39.747 | 43.198 | 42.831 | 112.6 | 2:05.776 | | |
| 2 | 1:59.211 | 32.285 | 43.571 | 43.355 | 118.8 | 4:06.473 | 2 | 1:56.511 | 31.582 | 42.512 | 42.417 | 121.5 | 4:02.287 | | |
| 3 | 1:59.460 | 32.277 | 43.735 | 43.448 | 118.5 | 6:05.933 | 3 | 1:58.143 | 32.170 | 43.023 | 42.950 | 119.8 | 6:00.430 | | |
| 4 | 1:59.061 | 32.434 | 43.270 | 43.357 | 118.9 | 8:04.994 | 4 | 1:56.182 | 31.545 | 42.387 | 42.250 | 121.9 | 7:56.612 | | |
| 5 | 1:59.680 | 32.515 | 43.756 | 43.409 | 118.3 | 10:04.674 | 5 | 1:56.529 | 31.603 | 42.421 | 42.505 | 121.5 | 9:53.141 | | |
| 6 | 1:59.578 | 32.325 | 43.328 | 43.925 | 118.4 | 12:04.252 | 6 | 1:56.592 | 31.916 | 42.342 | 42.334 | 121.4 | 11:49.733 | | |
| 7 | 2:00.997 | 32.846 | 43.652 | 44.499 | 117.0 | 14:05.249 | 7 | 1:56.462 | 32.140 | 42.327 | 41.995 | 121.6 | 13:46.195 | | |
| 8 | 2:01.143 | 32.836 | 44.048 | 44.259 | 116.9 | 16:06.392 | 8 | 1:56.415 | 31.812 | 42.166 | 42.437 | 121.6 | 15:42.610 | | |
| 11 | KYLIAN SARRIAS | ESP | | | | | | 34 | ERIK GARCIA | ESP | | | | | |
| | | KAWASAKI | | | | | | | TAR RACING TEAM | KAWASAKI | | | | | |
| 1 | 2:12.698 | 41.192 | 45.602 | 45.904 | 106.7 | 2:12.698 | 1 | 2:04.182 | 38.374 | 43.008 | 42.800 | 114.0 | 2:04.182 | | |
| 2 | 2:03.507 | 33.310 | 44.863 | 45.334 | 114.6 | 4:16.205 | 2 | 1:56.030 | 31.510 | 42.340 | 42.180 | 122.0 | 4:00.212 | | |
| 3 | 2:01.625 | 32.952 | 44.219 | 44.454 | 116.4 | 6:17.830 | 3 | 1:55.637 | 31.001 | 42.227 | 42.409 | 122.4 | 5:55.849 | | |
| 4 | 2:02.006 | 33.077 | 44.287 | 44.642 | 116.1 | 8:19.836 | 4 | 1:55.526 | 31.118 | 42.414 | 41.994 | 122.6 | 7:51.375 | | |
| 5 | 2:02.178 | 32.909 | 44.718 | 44.551 | 115.9 | 10:22.014 | 5 | 1:55.801 | 31.580 | 41.833 | 42.388 | 122.3 | 9:47.176 | | |
| 6 | 2:02.269 | 33.467 | 44.290 | 44.512 | 115.8 | 12:24.283 | 6 | 1:55.980 | 31.240 | 42.226 | 42.514 | 122.1 | 11:43.156 | | |
| 7 | 2:01.866 | 33.039 | 44.074 | 44.753 | 116.2 | 14:26.149 | | | | | | | | | |
| 8 | 2:02.198 | 33.004 | 44.318 | 44.876 | 115.9 | 16:28.347 | | | | | | | | | |
| 14 | SERGIO DE LA IGLESIA | ESP | | | | | | 35 | VARIS FLEMING | AUS | | | | | |
| | M.C. REBORDELO | YAMAHA | | | | | | | MOTAP RACING TEAM | KAWASAKI | | | | | |
| 1 | 2:13.954 | 42.389 | 45.390 | 46.175 | 105.7 | 2:13.954 | 1 | 2:03.233 | 37.999 | 42.793 | 42.441 | 114.9 | 2:03.233 | | |
| 2 | 2:04.139 | 35.138 | 44.217 | 44.784 | 114.1 | 4:18.093 | 2 | 1:55.732 | 31.642 | 42.073 | 42.017 | 122.3 | 3:58.965 | | |
| 3 | 2:01.747 | 33.255 | 43.999 | 44.493 | 116.3 | 6:19.840 | 3 | 1:55.624 | 31.485 | 41.794 | 42.345 | 122.5 | 5:54.589 | | |
| 4 | 2:02.021 | 33.395 | 44.294 | 44.332 | 116.0 | 8:21.861 | 4 | 1:55.044 | 31.219 | 41.714 | 42.111 | 123.1 | 7:49.633 | | |
| 5 | 2:01.790 | 33.405 | 43.840 | 44.545 | 116.3 | 10:23.651 | 5 | 1:54.634 | 31.310 | 41.474 | 41.850 | 123.5 | 9:44.267 | | |
| 6 | 2:02.007 | 33.181 | 43.800 | 45.026 | 116.0 | 12:25.658 | 6 | 1:55.276 | 31.848 | 41.883 | 41.545 | 122.8 | 11:39.543 | | |
| 7 | 2:01.547 | 33.240 | 43.642 | 44.665 | 116.5 | 14:27.205 | 7 | 1:55.164 | 31.168 | 41.771 | 42.225 | 122.9 | 13:34.707 | | |
| 8 | 2:02.091 | 33.197 | 43.983 | 44.911 | 116.0 | 16:29.296 | 8 | 1:55.751 | 31.385 | 41.878 | 42.488 | 122.3 | 15:30.458 | | |
| 41 | OLIVER COBOS | ESP | | | | | | 41 | OLIVER COBOS | ESP | | | | | |
| | | KAWASAKI | | | | | | | COBOS COMPETICION | KAWASAKI | | | | | |






SSP 300 COPA ESPAÑA DE VELOCIDAD CARRERA SSP300 + R3

Vuelta a vuelta

— Vuelta invalidada ■ Mejor Personal ■ Mejor de la sesión B Cruzando por el pit lane

| Vlt. | Tiempo | Sector 1 | Sector 2 | Sector 3 | Km/h | T. Sesión | Vlt. | Tiempo | Sector 1 | Sector 2 | Sector 3 | Km/h | T. Sesión |
|---|----------|----------|----------|----------|-------|-----------|------|--------|----------|----------|----------|------|-----------|
| 43 HODEI MARTINEZ ESP MIERES RACING KAWASAKI | | | | | | | | | | | | | |
| 1 | 2:03.710 | 38.816 | 42.704 | 42.190 | 114.5 | 2:03.710 | | | | | | | |
| 2 | 1:55.632 | 31.648 | 42.112 | 41.872 | 122.4 | 3:59.342 | | | | | | | |
| 3 | 1:55.367 | 31.419 | 41.723 | 42.225 | 122.7 | 5:54.709 | | | | | | | |
| 4 | 1:55.029 | 31.365 | 41.676 | 41.988 | 123.1 | 7:49.738 | | | | | | | |
| 5 | 1:54.655 | 31.448 | 41.474 | 41.733 | 123.5 | 9:44.393 | | | | | | | |
| 6 | 1:54.949 | 31.548 | 41.487 | 41.914 | 123.2 | 11:39.342 | | | | | | | |
| 7 | 1:55.382 | 31.617 | 41.760 | 42.005 | 122.7 | 13:34.724 | | | | | | | |
| 8 | 1:55.853 | 31.667 | 41.805 | 42.381 | 122.2 | 15:30.577 | | | | | | | |
| 44 ADRIAN COVARRUBIAS ESP PM MOTORSPORT- BULTACO KAWASAKI | | | | | | | | | | | | | |
| 1 | 2:02.936 | 37.764 | 42.522 | 42.650 | 115.2 | 2:02.936 | | | | | | | |
| 2 | 1:55.679 | 31.431 | 42.130 | 42.118 | 122.4 | 3:58.615 | | | | | | | |
| 3 | 1:55.057 | 31.353 | 41.788 | 41.916 | 123.1 | 5:53.672 | | | | | | | |
| 4 | 1:54.673 | 31.504 | 41.332 | 41.837 | 123.5 | 7:48.345 | | | | | | | |
| 5 | 1:54.696 | 31.679 | 41.344 | 41.673 | 123.4 | 9:43.041 | | | | | | | |
| 6 | 1:54.152 | 31.528 | 41.060 | 41.564 | 124.0 | 11:37.193 | | | | | | | |
| 7 | 1:54.187 | 31.429 | 41.046 | 41.712 | 124.0 | 13:31.380 | | | | | | | |
| 8 | 1:54.474 | 31.694 | 41.177 | 41.603 | 123.7 | 15:25.854 | | | | | | | |
| 57 RAUL NAVARRETE ESP MOTORLAND ARAGON CD YAMAHA | | | | | | | | | | | | | |
| 1 | 2:12.586 | 42.244 | 44.939 | 45.403 | 106.8 | 2:12.586 | | | | | | | |
| 2 | 2:03.141 | 33.897 | 44.374 | 44.870 | 115.0 | 4:15.727 | | | | | | | |
| 3 | 2:03.065 | 33.919 | 44.053 | 45.093 | 115.1 | 6:18.792 | | | | | | | |
| 4 | 2:02.510 | 34.005 | 44.015 | 44.490 | 115.6 | 8:21.302 | | | | | | | |
| 5 | 2:01.945 | 33.825 | 43.730 | 44.390 | 116.1 | 10:23.247 | | | | | | | |
| 6 | 2:02.069 | 33.267 | 43.803 | 44.999 | 116.0 | 12:25.316 | | | | | | | |
| 7 | 2:02.398 | 33.762 | 43.706 | 44.930 | 115.7 | 14:27.714 | | | | | | | |
| 8 | 2:02.614 | 33.985 | 44.089 | 44.540 | 115.5 | 16:30.328 | | | | | | | |
| 64 NABIL MARCO ESP C. E. GUAJA RACING YAMAHA | | | | | | | | | | | | | |
| 1 | 2:15.837 | 43.489 | 46.034 | 46.314 | 104.2 | 2:15.837 | | | | | | | |
| 2 | 2:06.553 | 35.133 | 45.435 | 45.985 | 111.9 | 4:22.390 | | | | | | | |
| 3 | 2:06.483 | 34.856 | 45.853 | 45.774 | 111.9 | 6:28.873 | | | | | | | |
| 4 | 2:05.876 | 34.921 | 45.222 | 45.733 | 112.5 | 8:34.749 | | | | | | | |
| 5 | 2:05.447 | 34.811 | 45.011 | 45.625 | 112.9 | 10:40.196 | | | | | | | |
| 6 | 2:04.898 | 34.514 | 44.558 | 45.826 | 113.4 | 12:45.094 | | | | | | | |
| 7 | 2:04.791 | 34.504 | 44.815 | 45.472 | 113.5 | 14:49.885 | | | | | | | |
| 8 | 2:04.490 | 34.636 | 44.544 | 45.310 | 113.7 | 16:54.375 | | | | | | | |
| 73 YERAY VAZQUEZ ESP PM MOTORSPORT KAWASAKI | | | | | | | | | | | | | |
| 1 | 2:16.534 | 44.215 | 46.903 | 45.416 | 103.7 | 2:16.534 | | | | | | | |
| 2 | 2:05.944 | 35.350 | 45.832 | 44.762 | 112.4 | 4:22.478 | | | | | | | |
| 76 GONÇALO DIAS POR VRC TEAM KAWASAKI | | | | | | | | | | | | | |
| 1 | 2:05.103 | 39.421 | 43.050 | 42.632 | 113.2 | 2:05.103 | | | | | | | |
| 2 | 1:56.999 | 31.803 | 42.574 | 42.622 | 121.0 | 4:02.102 | | | | | | | |
| 3 | 1:57.597 | 32.015 | 43.167 | 42.415 | 120.4 | 5:59.699 | | | | | | | |
| 4 | 1:56.521 | 31.873 | 42.449 | 42.199 | 121.5 | 7:56.220 | | | | | | | |
| 5 | 1:56.506 | 31.739 | 41.985 | 42.782 | 121.5 | 9:52.726 | | | | | | | |
| 6 | 2:03.193 | 37.409 | 42.686 | 43.098 | 114.9 | 11:55.919 | | | | | | | |
| 7 | 2:01.936 | 36.564 | 42.305 | 43.067 | 116.1 | 13:57.855 | | | | | | | |
| 8 | 1:57.623 | 32.262 | 42.528 | 42.833 | 120.4 | 15:55.478 | | | | | | | |
| 77 MAURO GOMEZ ESP TEAM UREKA MAXIGASS KAWASAKI | | | | | | | | | | | | | |
| 1 | 2:10.944 | 40.872 | 45.271 | 44.801 | 108.1 | 2:10.944 | | | | | | | |
| 2 | 2:03.547 | 33.535 | 45.345 | 44.667 | 114.6 | 4:14.491 | | | | | | | |
| 3 | 2:02.217 | 33.211 | 44.888 | 44.118 | 115.8 | 6:16.708 | | | | | | | |
| 4 | 2:00.850 | 32.953 | 43.908 | 43.989 | 117.2 | 8:17.558 | | | | | | | |
| 5 | 2:00.937 | 33.034 | 44.156 | 43.747 | 117.1 | 10:18.495 | | | | | | | |
| 6 | 2:01.780 | 32.949 | 44.010 | 44.821 | 116.3 | 12:20.275 | | | | | | | |
| 7 | 2:01.086 | 33.003 | 43.934 | 44.149 | 116.9 | 14:21.361 | | | | | | | |
| 8 | 2:00.441 | 32.738 | 43.720 | 43.983 | 117.6 | 16:21.802 | | | | | | | |
| 80 CAMERON RENDE AUS MOTAP RACING TEAM KAWASAKI | | | | | | | | | | | | | |
| 1 | 2:03.544 | 38.513 | 42.556 | 42.475 | 114.6 | 2:03.544 | | | | | | | |
| 2 | 1:56.005 | 31.595 | 42.056 | 42.354 | 122.1 | 3:59.549 | | | | | | | |
| 3 | 1:55.207 | 31.385 | 41.888 | 41.934 | 122.9 | 5:54.756 | | | | | | | |
| 4 | 1:55.024 | 31.496 | 41.741 | 41.787 | 123.1 | 7:49.780 | | | | | | | |
| 5 | 1:54.906 | 31.667 | 41.529 | 41.710 | 123.2 | 9:44.686 | | | | | | | |
| 6 | 1:55.417 | 31.611 | 42.012 | 41.794 | 122.7 | 11:40.103 | | | | | | | |
| 7 | 1:54.744 | 31.024 | 41.974 | 41.746 | 123.4 | 13:34.847 | | | | | | | |
| 8 | 1:55.781 | 31.794 | 41.798 | 42.189 | 122.3 | 15:30.628 | | | | | | | |





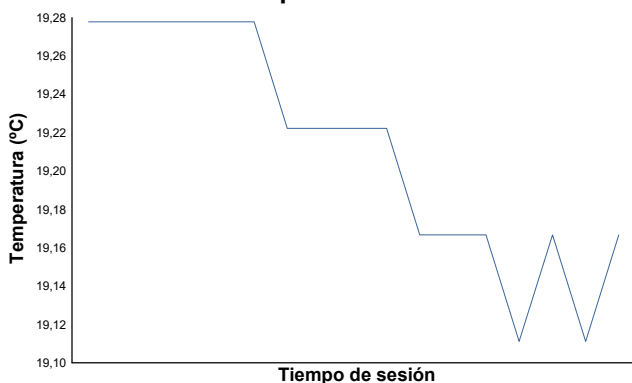
COPA ESPAÑA DE VELOCIDAD

SSP 300

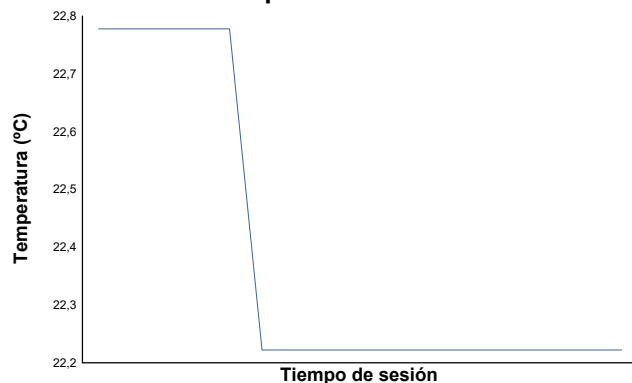
CARRERA SSP300 + R3

Informe meteorológico

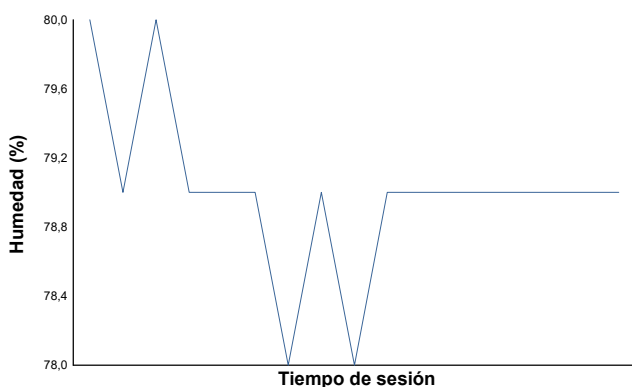
Temperatura del Aire



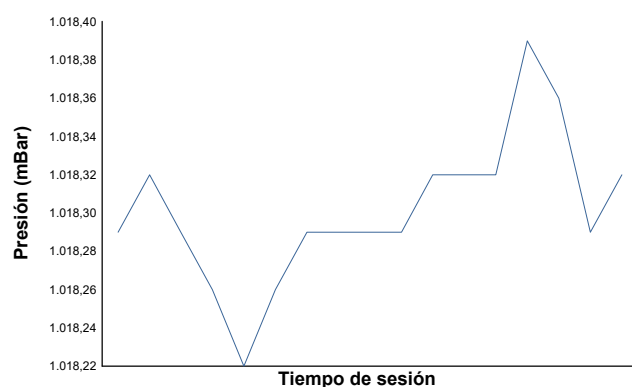
Temperatura de la Pista



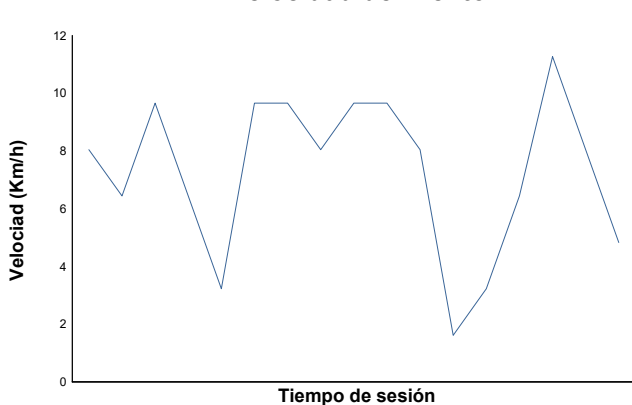
Humedad



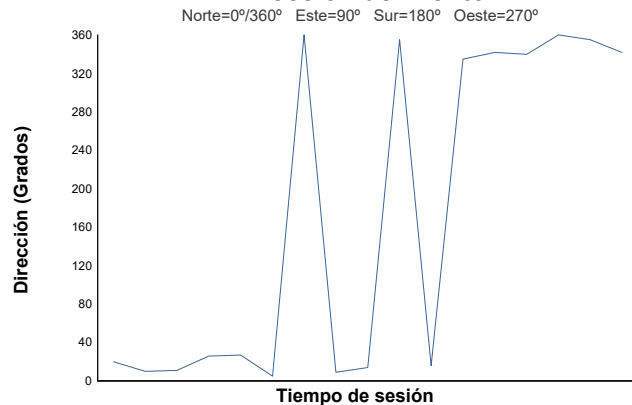
Presión



Velocidad del viento



Dirección del viento



Estado de pista: **SECO**

