

CIRCUITO DE NAVARRA 3.933 m.

# SUPERSPORT CE COPA ESPAÑA DE VELOCIDAD ENTRENAMIENTO CRONOMETRADO

## Clasificación

Nº	Piloto	Nac	Equipo	Moto	Neum	Cl.	Tiempo	Vlt.	Total	Dif.	Km/h
1	44 ERIC FERNANDEZ	ESP	SPEED RACING DUCATI		Dunlop	SS	1:56.327	7	10	-	121.7
2	38 JUAN RODRIGUEZ	ESP			Dunlop	SS	1:57.821	10	12	+1.494	120.2
3	81 JUAN ESTEBAN RIVERA	REG				SSP-REC	1:58.531	7	8	+2.204	119.5
4	31 ALBERTO GARCIA	ESP	ADN MOTOS TEAM-ITEVELESA	YAMAHA	Dunlop	SS	1:58.804	7	8	+2.477	119.2
5	79 MIGUEL GARCIA	REG				SSP-REC	1:59.416	6	7	+3.089	118.6
6	85 ABDULLA NAIEF AL-QUBAISI	QAT	ANDOTRANS TEAM TORRENTÓ	YAMAHA	Dunlop	SS	2:00.465	10	11	+4.138	117.5
7	16 ALVARO FUERTES	ESP	FUERTES TEAM	YAMAHA	Dunlop	SS	2:00.621	8	12	+4.294	117.4
8	73 MANUEL HUETA	REG				SSP-REC	2:00.689	10	12	+4.362	117.3
9	92 LEUNGO KITLANO GAOREK	WSA	I+DENT RACING TEAM	YAMAHA	Dunlop	SS	2:00.840	5	9	+4.513	117.2
10	25 GABOR BENEC KECSKES	HUN	MDR COMPETICIÓN	YAMAHA	Dunlop	SS	2:01.526	12	12	+5.199	116.5
11	13 JERONIMO CEBRIAN	REG				SSP-REC	2:02.236	8	10	+5.909	115.8
12	3 PEDRO ENRIQUE BENITO	ESP	C2C	YAMAHA	Dunlop	SS	2:03.770	10	11	+7.443	114.4
13	8 SVIATOSLAV PYLYPENKO	REG				SSP-REC	2:04.213	11	12	+7.886	114.0
14	60 ISAAC RUVINHO	POR	TEAM MOTOCLUBE LOULÉ	KAWASAKI	Dunlop	SS	2:04.383	10	11	+8.056	113.8
15	7 DIEGO HERNANDO	ESP	I+DENT RACING TEAM	YAMAHA	Dunlop	SS	2:04.445	4	4	+8.118	113.8
16	22 AFONSO CRUZ	POR	ALMA RACING TEAM	YAMAHA	Dunlop	SS	2:04.933	10	12	+8.606	113.3
17	10 NICOLAE RAILEAN	MDA		YAMAHA	Dunlop	SS	2:05.067	10	11	+8.740	113.2
18	37 MAURO GONZALEZ	ESP			Dunlop	SS	2:05.358	3	7	+9.031	112.9
19	29 OSCAR PAREDES	ESP	ADN MOTOS - ITEVELESA	YAMAHA	Dunlop	SS	2:05.497	7	7	+9.170	112.8
20	90 JASSIM GHANIM AL THANI	QAT	VRC TEAM	YAMAHA	Dunlop	SS	2:06.190	6	11	+9.863	112.2
21	24 JOSE A. DIAZ	ESP	ANDIFER			SS M35	2:06.415	5	5	+10.088	112.0
22	94 DEI JOSE DIEZ	ESP			Dunlop	SS M35	2:06.706	7	8	+10.379	111.7
23	27 JOHNNY GONZALEZ	REG				SSP-REC	2:13.413	4	4	+17.086	106.1
24	19 JOAN DIAZ	REG				SSP-REC					
25	21 GONZALO VICARIO	REG				SSP-REC					


Vuelta rápida: Vlt. 7 ERIC FERNANDEZ 1:56.327 121.7 Km/h

Hora de publicación: .....

Estado de pista: **MOJADO**

Race Director:	Timekeeper:
----------------	-------------





# SUPERSPORT CE

## COPA ESPAÑA DE VELOCIDAD

### ENTRENAMIENTO CRONOMETRADO

#### Clasificación por Clase


Nº Piloto	Nac	Equipo	Moto	Tiempo	Vlt. Total	Dif.	Km/h
<b>SS</b>							
1	44	ERIC FERNANDEZ	ESP	SPEED RACING DUCATI	1:56.327	7 10	121.7
2	38	JUAN RODRIGUEZ	ESP		1:57.821	10 12	120.2
3	31	ALBERTO GARCIA	ESP	ADN MOTOS TEAM-ITEVELESA	1:58.804	7 8	119.2
4	85	ABDULLA NAIFF AL-QUBAISI	QAT	ANDOTRANS TEAM TORRENTÓ	2:00.465	10 11	117.5
5	16	ALVARO FUERTES	ESP	FUERTES TEAM	2:00.621	8 12	117.4
6	92	LEUNGO KITLANO GAOREKWE	RSA	I+DENT RACING TEAM	2:00.840	5 9	117.2
7	25	GABOR BENEC KECSKES	HUN	MDR COMPETICIÓN	2:01.526	12 12	116.5
8	3	PEDRO ENRIQUE BENITO	ESP	C2C	2:03.770	10 11	114.4
9	60	ISAAC RUIVINHO	POR	TEAM MOTOCLUBE LOULÉ	2:04.383	10 11	113.8
10	7	DIEGO HERNANDO	ESP	I+DENT RACING TEAM	2:04.445	4 4	113.8
11	22	AFONSO CRUZ	POR	ALMA RACING TEAM	2:04.933	10 12	113.3
12	10	NICOLAE RAILEAN	MDA		2:05.067	10 11	113.2
13	37	MAURO GONZALEZ	ESP		2:05.358	3 7	112.9
14	29	OSCAR PAREDES	ESP	ADN MOTOS - ITEVELESA	2:05.497	7 7	112.8
15	90	JASSIM GHANIM AL THANI	QAT	VRC TEAM	2:06.190	6 11	112.2
<b>SS M35</b>							
1	24	JOSE A. DIAZ	ESP	ANDIFER	2:06.415	5 5	112.0
2	94	DEI JOSE DIEZ	ESP		2:06.706	7 8	111.7
<b>SSP-REGIONAL</b>							
1	81	JUAN ESTEBAN RIVERA	REG		1:58.531	7 8	119.5
2	79	MIGUEL GARCIA	REG		1:59.416	6 7	118.6
3	73	MANUEL HUETA	REG		2:00.689	10 12	117.3
4	13	JERONIMO CEBRIAN	REG		2:02.236	8 10	115.8
5	8	SVIATOSLAV PYLYPENKO	REG		2:04.213	11 12	114.0
6	27	JOHNNY GONZALEZ	REG		2:13.413	4 4	106.1
7	19	JOAN DIAZ	REG				
8	21	GONZALO VICARIO	REG				

Hora de publicación: .....

Estado de pista: **MOJADO**

Race Director:	Timekeeper:
----------------	-------------





# SUPERSPORT CE

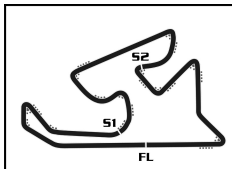
## COPA ESPAÑA DE VELOCIDAD

### ENTRENAMIENTO CRONOMETRADO

Mejores tiempos de sector

Sector 1			Sector 2			Sector 3			Pos	Nº Piloto	Vuelta Ideal	Mejor Vuelta
Pos	Nº Piloto	Tiempo	Nº Piloto	Tiempo	Nº Piloto	Tiempo	Pos	Nº Piloto				
1	44 E.FERNANDEZ	30.819	44 E.FERNANDEZ	43.443	44 E.FERNANDEZ	41.510	1	44 E.FERNANDEZ	1:55.772	1:56.327	(1)	
2	31 A.GARCIA	31.372	38 J.RODRIGUEZ	43.835	38 J.RODRIGUEZ	42.427	2	38 J.RODRIGUEZ	1:57.693	1:57.821	(2)	
3	38 J.RODRIGUEZ	31.431	81 J.RIVERA	43.838	31 A.GARCIA	42.633	3	31 A.GARCIA	1:57.941	1:58.804	(4)	
4	81 J.RIVERA	31.648	31 A.GARCIA	43.936	79 M.GARCIA	42.703	4	81 J.RIVERA	1:58.531	1:58.531	(3)	
5	85 A.AL-QUBAISI	31.920	79 M.GARCIA	44.492	81 J.RIVERA	43.045	5	79 M.GARCIA	1:59.416	1:59.416	(5)	
6	16 A.FUERTES	32.092	16 A.FUERTES	44.624	92 L.GAOREKWE	43.210	6	85 A.AL-QUBAISI	2:00.254	2:00.465	(6)	
7	79 M.GARCIA	32.221	92 L.GAOREKWE	44.757	85 A.AL-QUBAISI	43.303	7	16 A.FUERTES	2:00.330	2:00.621	(7)	
8	73 M.HUETA	32.412	73 M.HUETA	44.761	73 M.HUETA	43.418	8	73 M.HUETA	2:00.591	2:00.689	(8)	
9	25 G.KECSKES	32.655	13 J.CEBRIAN	44.919	25 G.KECSKES	43.586	9	92 L.GAOREKWE	2:00.752	2:00.840	(9)	
10	92 L.GAOREKWE	32.785	85 A.AL-QUBAISI	45.031	16 A.FUERTES	43.614	10	25 G.KECSKES	2:01.428	2:01.526	(10)	
11	13 J.CEBRIAN	32.966	25 G.KECSKES	45.187	13 J.CEBRIAN	43.702	11	13 J.CEBRIAN	2:01.587	2:02.236	(11)	
12	8 S.PYLYPENKO	32.999	3 P.BENITO	45.584	90 J.AL THANI	44.081	12	3 P.BENITO	2:03.658	2:03.770	(12)	
13	22 A.CRUZ	33.116	7 D.HERNANDO	45.977	22 A.CRUZ	44.289	13	22 A.CRUZ	2:03.901	2:04.933	(16)	
14	94 D.DIEZ	33.201	8 S.PYLYPENKO	46.435	60 I.RUIVINHO	44.374	14	8 S.PYLYPENKO	2:04.033	2:04.213	(13)	
15	37 M.GONZALEZ	33.270	60 I.RUIVINHO	46.476	10 N.RAILEAN	44.439	15	60 I.RUIVINHO	2:04.217	2:04.383	(14)	
16	60 I.RUIVINHO	33.367	22 A.CRUZ	46.496	3 P.BENITO	44.526	16	7 D.HERNANDO	2:04.445	2:04.445	(15)	
17	29 O.PAREDES	33.528	10 N.RAILEAN	46.551	8 S.PYLYPENKO	44.599	17	90 J.AL THANI	2:04.582	2:06.190	(20)	
18	3 P.BENITO	33.548	90 J.AL THANI	46.596	37 M.GONZALEZ	44.687	18	10 N.RAILEAN	2:04.585	2:05.067	(17)	
19	7 D.HERNANDO	33.573	29 O.PAREDES	46.692	29 O.PAREDES	44.701	19	29 O.PAREDES	2:04.921	2:05.497	(19)	
20	10 N.RAILEAN	33.595	24 J.DIAZ	46.748	7 D.HERNANDO	44.895	20	37 M.GONZALEZ	2:05.322	2:05.358	(18)	
21	24 J.DIAZ	33.841	37 M.GONZALEZ	47.365	24 J.DIAZ	44.962	21	24 J.DIAZ	2:05.551	2:06.415	(21)	
22	90 J.AL THANI	33.905	94 D.DIEZ	47.474	94 D.DIEZ	45.278	22	94 D.DIEZ	2:05.953	2:06.706	(22)	
23	27 J.GONZALEZ	36.843	27 J.GONZALEZ	48.842	27 J.GONZALEZ	46.618	23	27 J.GONZALEZ	2:12.303	2:13.413	(23)	





CIRCUITO DE NAVARRA 3.933 m.

# SUPERSPORT CE

## COPA ESPAÑA DE VELOCIDAD

### Después de ENTRENAMIENTO CRONOMETRADO

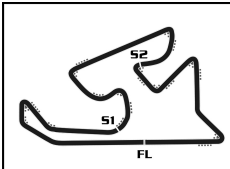
Velocidad máxima del evento

Nº Piloto	Equipo	Moto	Clase	V.Max	Vit.	Sesión
31 ALBERTO GARCIA	ADN MOTOS TEAM-ITEVELESA	YAMAHA	SS	232.8	9	ENTRENAMIENTO CRONOMETRADO
38 JUAN RODRIGUEZ			SS	230.3	10	ENTRENAMIENTO CRONOMETRADO
44 ERIC FERNANDEZ	SPEED RACING DUCATI		SS	230.3	7	ENTRENAMIENTO CRONOMETRADO
85 ABDULLA NAEF AL-QUBAISI	ANDOTRANS TEAM TORRENTÓ	YAMAHA	SS	225.0	10	ENTRENAMIENTO CRONOMETRADO
13 JERONIMO CEBRIAN			SSP-REGION#	224.1	10	ENTRENAMIENTO CRONOMETRADO
79 MIGUEL GARCIA			SSP-REGION#	224.1	8	ENTRENAMIENTO CRONOMETRADO
22 AFONSO CRUZ	ALMA RACING TEAM	YAMAHA	SS	218.6	9	ENTRENAMIENTO CRONOMETRADO
60 ISAAC RUIVINHO	TEAM MOTOCLUBE LOULÉ	KAWASAKI	SS	218.2	8	ENTRENAMIENTO CRONOMETRADO
81 JUAN ESTEBAN RIVERA			SSP-REGION#	218.2	9	ENTRENAMIENTO CRONOMETRADO
92 LEUNGO KITLANO GAOREKWE	I+DENT RACING TEAM	YAMAHA	SS	217.7	8	ENTRENAMIENTO CRONOMETRADO
16 ALVARO FUERTES	FUERTES TEAM	YAMAHA	SS	216.9	8	ENTRENAMIENTO CRONOMETRADO
8 SVIATOSLAV PYLYPENKO			SSP-REGION#	215.6	11	ENTRENAMIENTO CRONOMETRADO
10 NICOLAE RAILEAN		YAMAHA	SS	215.1	11	ENTRENAMIENTO CRONOMETRADO
94 DEI JOSE DIEZ			SS M35	212.2	3	ENTRENAMIENTO CRONOMETRADO
37 MAURO GONZALEZ			SS	210.5	3	ENTRENAMIENTO CRONOMETRADO
3 PEDRO ENRIQUE BENITO	C2C	YAMAHA	SS	208.9	11	ENTRENAMIENTO CRONOMETRADO
73 MANUEL HUETA			SSP-REGION#	206.9	7	ENTRENAMIENTO CRONOMETRADO
29 OSCAR PAREDES	ADN MOTOS - ITEVELESA	YAMAHA	SS	204.2	8	ENTRENAMIENTO CRONOMETRADO
90 JASSIM GHANIM AL THANI	VRC TEAM	YAMAHA	SS	199.6	12	ENTRENAMIENTO CRONOMETRADO
25 GABOR BENEC KECSKES	MDR COMPETICIÓN	YAMAHA	SS	198.5	10	ENTRENAMIENTO CRONOMETRADO
7 DIEGO HERNANDO	I+DENT RACING TEAM	YAMAHA	SS	194.9	4	ENTRENAMIENTO CRONOMETRADO
24 JOSE A. DIAZ	ANDIFER		SS M35	187.8	6	ENTRENAMIENTO CRONOMETRADO
27 JOHNNY GONZALEZ			SSP-REGION#	178.2	4	ENTRENAMIENTO CRONOMETRADO
21 GONZALO VICARIO			SSP-REGION#	117.3	1	ENTRENAMIENTO CRONOMETRADO





02 y 03 SEPTIEMBRE  
CIRCUITO DE NAVARRA




CIRCUITO DE NAVARRA 3.933 m.

## SUPERSPORT CE COPA ESPAÑA DE VELOCIDAD ENTRENAMIENTO CRONOMETRADO

### Secuencia de vueltas rápidas

T. Sesión	Nº Piloto	Equipo	Moto	Clase	Tiempo	Km/h	Vlt.
5:09.332	31 ALBERTO GARCIA	ADN MOTOS TEAM-ITEVELESA	YAMAHA	SS	2:05.679	112.7	2
5:16.288	38 JUAN RODRIGUEZ			SS	2:01.959	116.1	2
7:10.065	31 ALBERTO GARCIA	ADN MOTOS TEAM-ITEVELESA	YAMAHA	SS	2:00.733	117.3	3
7:16.490	38 JUAN RODRIGUEZ			SS	2:00.202	117.8	3
15:44.731	31 ALBERTO GARCIA	ADN MOTOS TEAM-ITEVELESA	YAMAHA	SS	1:59.140	118.8	6
16:42.688	38 JUAN RODRIGUEZ			SS	1:58.501	119.5	6
18:48.766	44 ERIC FERNANDEZ	SPEED RACING DUCATI		SS	1:57.288	120.7	6
20:45.093	44 ERIC FERNANDEZ	SPEED RACING DUCATI		SS	1:56.327	121.7	7





# SUPERSPORT CE COPA ESPAÑA DE VELOCIDAD ENTRENAMIENTO CRONOMETRADO


Vuelta a vuelta

— Vuelta invalidada    ■ Mejor Personal    ■ Mejor de la sesión    ■ Cruzando por el pit lane

Vlt.	Tiempo	Sector 1	Sector 2	Sector 3	Km/h	T. Sesión	Vlt.	Tiempo	Sector 1	Sector 2	Sector 3	Km/h	T. Sesión	
<b>3</b>	<b>PEDRO ENRIQUE BENITO</b> ESP							5	2:05.800	35.117	46.357	44.326	112.6	19:31.182
	C2C YAMAHA							6	2:06.178	34.372	46.290	45.516	112.2	21:37.360
	1	3:20.821	1:40.269	51.717	48.835	70.5	7	2:03.324	33.404	45.857	44.063	114.8	23:40.684	
	2	2:10.769	35.272	48.282	47.215	108.3	8	<b>2:02.236</b>	33.177	45.154	43.905	115.8	25:42.920	
	3	2:07.826	35.186	46.938	45.702	110.8	9	2:02.313	33.166	45.445	<b>43.702</b>	115.8	27:45.233	
	4	<b>5:35.832</b> B				42.2	10	2:02.316	<b>32.966</b>	<b>44.919</b>	44.431	115.8	29:47.549	
	5	2:18.521	42.903	49.093	46.525	102.2								
	6	2:07.368	34.564	47.035	45.769	111.2								
	7	2:04.967	<b>33.548</b>	46.355	45.064	113.3								
	8	2:04.959	33.567	45.753	45.639	113.3								
	9	2:04.866	33.814	46.231	44.821	113.4								
	10	<b>2:03.770</b>	33.660	<b>45.584</b>	<b>44.526</b>	114.4								
	11	2:08.369	36.745	46.735	44.889	110.3								
<b>7</b>	<b>DIEGO HERNANDO</b> ESP													
	I+DENT RACING TEAM YAMAHA													
	1	23:07.321 B	1:35.171			10.2								
	2	2:19.203	43.498	49.031	46.674	101.7								
	3	2:07.390	34.671	47.436	45.283	111.1								
	4	<b>2:04.445</b>	<b>33.573</b>	<b>45.977</b>	<b>44.895</b>	113.8								
<b>8</b>	<b>SVIATOSLAV PYLYPENKO</b> REG													
	1	3:44.770	2:03.523	53.123	48.124	63.0								
	2	2:10.524	35.012	49.218	46.294	108.5								
	3	2:06.779	33.946	47.521	45.312	111.7								
	4	<b>3:29.196</b> B				67.7								
	5	2:14.512	39.889	48.802	45.821	105.3								
	6	2:04.663	33.026	47.038	<b>44.599</b>	113.6								
	7	2:05.418	33.618	46.946	44.854	112.9								
	8	2:09.975	33.494	51.667	44.814	108.9								
	9	2:05.330	33.016	47.218	45.096	113.0								
	10	2:07.385	33.850	47.060	46.475	111.1								
	11	<b>2:04.213</b>	<b>32.999</b>	<b>46.435</b>	44.779	114.0								
	12	2:07.944	35.023	47.132	45.789	110.7								
<b>10</b>	<b>NICOLAE RAILEAN</b> MDA													
	YAMAHA													
	1	3:56.040	2:09.220	57.205	49.615	60.0								
	2	2:14.145	36.366	50.870	46.909	105.5								
	3	<b>5:25.032</b> B	35.817	48.704	4:00.511	43.6								
	4	2:15.041	41.284	48.283	45.474	104.8								
	5	2:05.842	34.372	47.031	<b>44.439</b>	112.5								
	6	2:06.675	34.625	47.216	44.834	111.8								
	7	2:07.670	34.021	47.869	45.780	110.9								
	8	2:07.673	34.783	47.589	45.301	110.9								
	9	2:05.557	<b>33.595</b>	46.826	45.136	112.8								
	10	<b>2:05.067</b>	33.853	<b>46.551</b>	44.663	113.2								
	11	2:06.227	34.313	46.634	45.280	112.2								
<b>13</b>	<b>JERONIMO CEBRIAN</b> REG													
	1	3:11.381	1:28.750	53.095	49.536	74.0								
	2	2:53.012	35.509	49.337	1:28.166	81.8								
	3	<b>9:07.001</b> B	35.585	47.672	7:43.744	25.9								
	4	2:13.988	42.072	46.877	45.039	105.7								
<b>16</b>	<b>ALVARO FUERTES</b> ESP													
	FUERTES TEAM YAMAHA													
	1	3:19.150 B	1:15.990	55.171	1:07.989	71.1								
	2	2:21.338	48.448	47.744	45.146	100.2								
	3	2:04.328	33.242	46.638	44.448	113.9								
	4	<b>3:46.965</b> B				62.4								
	5	2:10.521	39.719	46.326	44.476	108.5								
	6	3:41.048 B	32.893	45.137	2:23.018	64.1								
	7	2:07.801	38.861	45.316	43.624	110.8								
	8	<b>2:00.621</b>	<b>32.092</b>	<b>44.624</b>	43.905	117.4								
	9	2:01.584	32.639	45.331	<b>43.614</b>	116.5								
	10	2:01.864	32.667	45.042	44.155	116.2								
	11	2:01.693	32.615	45.303	43.775	116.3								
	12	2:01.624	32.859	44.747	44.018	116.4								
<b>22</b>	<b>AFONSO CRUZ</b> POR													
	ALMA RACING TEAM YAMAHA													
	1	3:42.232	2:03.963	51.794	46.475	63.7								
	2	2:13.411	38.526	48.659	46.226	106.1								
	3	2:06.596	33.883	47.535	45.178	111.8								
	4	<b>3:33.392</b> B				66.4								
	5	2:15.917	41.172	48.300	46.445	104.2								
	6	2:04.968	33.401	47.229	44.338	113.3								
	7	2:08.741	37.673	46.779	<b>44.289</b>	110.0								
	8	2:05.739	<b>33.116</b>	46.777	45.846	112.6								
	9	2:05.690	33.979	47.047	44.664	112.6								
	10	<b>2:04.933</b>	33.512	<b>46.496</b>	44.925	113.3								
	11	2:06.590	34.289	46.983	45.318	111.8								
	12	2:06.664	34.244	46.592	45.828	111.8								
<b>24</b>	<b>JOSE A. DIAZ</b> ESP													
	ANDIFER													
	1	6:54.567	5:18.468	48.636	47.463	34.2								
	2	<b>6:21.754</b> B	36.147			37.1								
	3	2:20.587	42.839	48.689	49.059	100.7								
	4	2:06.535	34.451	47.122	<b>44.962</b>	111.9								
	5	<b>2:06.415</b>	<b>33.841</b>	<b>46.748</b>	45.826	112.0								
<b>25</b>	<b>GABOR BENCE KECSKES</b> HUN													
	MDR COMPETICIÓN YAMAHA													
	1	3:10.328	1:25.376	54.176	50.776	74.4								
	2	2:12.434	36.294	49.007	47.133	106.9								
	3	2:16.098	40.587	48.254	47.257	104.0								
	4	<b>4:27.450</b> B				52.9								
	5	2:13.968	40.376	48.138	45.454	105.7								
	6	2:04.723	34.569	45.851	44.303	113.5								
	7	2:04.575	33.028	47.716	43.831	113.7								
	8	2:03.672	33.212	45.738	44.722	114.5								
	9	2:05.835	33.519	46.850	45.466	112.5								
	10	2:03.396	33.289	45.582	44.525	114.7								







# SUPERSPORT CE COPA ESPAÑA DE VELOCIDAD ENTRENAMIENTO CRONOMETRADO

## Vuelta a vuelta

— Vuelta invalidada    ■ Mejor Personal    ■ Mejor de la sesión    ■ Cruzando por el pit lane

Vlt.	Tiempo	Sector 1	Sector 2	Sector 3	Km/h	T. Sesión
11	2:02.210	33.123	45.187	43.900	115.9	26:44.689
12	2:01.526	32.655	45.285	43.586	116.5	28:46.215

27 JOHNNY GONZALEZ REG						
1	4:38.730	2:24.158	48.842	1:25.730	50.8	4:38.730
2	19:18.806B				12.2	23:57.536
3	2:23.710	44.040	52.038	47.632	98.5	26:21.246
4	2:13.413	36.843	49.952	46.618	106.1	28:34.659

29 OSCAR PAREDES ESP						
ADN MOTOS - ITEVELESA YAMAHA						
1	3:04.672	1:22.080	54.190	48.402	76.7	3:04.672
2	2:11.780	35.804	49.038	46.938	107.4	5:16.452
3	2:09.009	34.098	48.444	46.467	109.8	7:25.461
4	4:07.912B	35.259			57.1	11:33.373
5	2:18.078	42.126	48.561	47.391	102.5	13:51.451
6	2:06.141	34.083	47.333	44.725	112.2	15:57.592
7	2:05.497	33.528	47.268	44.701	112.8	18:03.089

31 ALBERTO GARCIA ESP						
ADN MOTOS TEAM-ITEVELESA YAMAHA						
1	3:03.653	1:19.252	53.250	51.151	77.1	3:03.653
2	2:05.679	33.972	47.539	44.168	112.7	5:09.332
3	2:00.733	32.474	45.182	43.077	117.3	7:10.065
4	4:27.084B	31.890			53.0	11:37.149
5	2:08.442	39.368	45.681	43.393	110.2	13:45.591
6	1:59.140	31.822	43.936	43.382	118.8	15:44.731
7	1:58.804	32.138	44.033	42.633	119.2	17:43.535
8	1:59.000	31.593	44.389	43.018	119.0	19:42.535

37 MAURO GONZALEZ ESP						
1	3:28.231	1:49.547	51.214	47.470	68.0	3:28.231
2	2:13.159	36.218	50.471	46.470	106.3	5:41.390
3	2:05.358	33.305	47.365	44.688	112.9	7:46.748
4	6:14.846B				37.8	14:01.594
5	2:20.210	42.262	52.350	45.598	101.0	16:21.804
6	2:06.254	33.889	47.678	44.687	112.1	18:28.058
7	8:24.782B	33.270	58.054	6:53.458	28.0	26:52.840

38 JUAN RODRIGUEZ ESP						
1	3:14.329	1:41.123	49.036	44.170	72.9	3:14.329
2	2:01.959	33.136	45.418	43.405	116.1	5:16.288
3	2:00.202	32.228	44.631	43.343	117.8	7:16.490
4	5:21.663B	32.130			44.0	12:38.153
5	2:06.034	37.597	45.329	43.108	112.3	14:44.187
6	1:58.501	31.826	44.140	42.535	119.5	16:42.688
7	1:59.824	31.957	44.793	43.074	118.2	18:42.512
8	1:58.567	31.471	44.050	43.046	119.4	20:41.079
9	2:08.787	36.380	48.763	43.644	109.9	22:49.866
10	1:57.821	31.431	43.835	42.555	120.2	24:47.687
11	2:01.225	33.005	44.994	43.226	116.8	26:48.912
12	1:57.965	31.542	43.996	42.427	120.0	28:46.877


44 ERIC FERNANDEZ ESP						
SPEED RACING DUCATI						
1	4:00.308	2:19.775	54.153	46.380	58.9	4:00.308
2	2:07.342	34.754	47.996	44.592	111.2	6:07.650
3	6:33.160B	33.206	46.069	5:13.885	36.0	12:40.810
4	2:11.092	41.475	46.362	43.255	108.0	14:51.902
5	1:59.576	32.349	44.799	42.428	118.4	16:51.478
6	1:57.288	31.684	44.030	41.574	120.7	18:48.766
7	1:56.327	30.819	43.443	42.065	121.7	20:45.093
8	4:34.135B	31.374	47.451	3:15.310	51.6	25:19.228
9	2:18.460	45.497	50.707	42.256	102.3	27:37.688
10	1:56.698	31.689	43.499	41.510	121.3	29:34.386


60 ISAAC RUIVINHO POR						
TEAM MOTOCLUBE LOULÉ KAWASAKI						
1	3:25.933	1:45.424	52.794	47.715	68.8	3:25.933
2	2:09.850	34.937	48.410	46.503	109.0	5:35.783
3	2:08.818	34.932	47.660	46.226	109.9	7:44.601
4	5:22.521B				43.9	13:07.122
5	2:21.168	44.309	48.809	48.050	100.3	15:28.290
6	2:10.337	35.430	48.564	46.343	108.6	17:38.627
7	2:06.210	33.838	47.313	45.059	112.2	19:44.837
8	2:06.742	33.367	47.371	46.004	111.7	21:51.579
9	2:05.034	33.871	46.576	44.587	113.2	23:56.613
10	2:04.383	33.533	46.476	44.374	113.8	26:00.996
11	2:05.294	33.528	46.937	44.829	113.0	28:06.290

73 MANUEL HUETA REG						
1	3:31.578	1:42.757	59.689	49.132	66.9	3:31.578
2	2:14.751	36.423	49.743	48.585	105.1	5:46.329
3	2:11.463	35.863	49.160	46.440	107.7	7:57.792
4	4:20.379B				54.4	12:18.171
5	2:16.699	42.582	47.428	46.689	103.6	14:34.870
6	2:05.648	34.328	46.580	44.740	112.7	16:40.518
7	2:09.364	37.899	46.174	45.291	109.4	18:49.882
8	2:03.383	33.004	45.691	44.688	114.8	20:53.265
9	2:02.558	32.798	45.822	43.938	115.5	22:55.823
10	2:00.689	32.412	44.859	43.418	117.3	24:56.512
11	2:01.379	32.537	44.761	44.081	116.6	26:57.891
12	2:08.460	38.778	45.396	44.286	110.2	29:06.351

79 MIGUEL GARCIA REG						
1	4:30.430	2:47.312	55.079	48.039	52.4	4:30.430
2	2:07.590	34.916	47.881	44.793	111.0	6:38.020
3	4:56.914B	33.129	45.940	3:37.845	47.7	11:34.934
4	2:10.916	40.352	45.933	44.631	108.2	13:45.850
5	2:01.726	33.277	45.474	42.975	116.3	15:47.576
6	1:59.416	32.221	44.492	42.703	118.6	17:46.992
7	2:01.795	32.353	45.974	43.468	116.3	19:48.787

81 JUAN ESTEBAN RIVERA REG						
1	3:16.646	1:39.839	50.261	46.546	72.0	3:16.646
2	2:06.359	34.148	46.416	45.795	112.1	5:23.005





# SUPERSPORT CE

## COPA ESPAÑA DE VELOCIDAD

### ENTRENAMIENTO CRONOMETRADO

Vuelta a vuelta

CIRCUITO DE NAVARRA 3.933 m.

— Vuelta invalidada    ■ Mejor Personal    ■ Mejor de la sesión    B Cruzando por el pit lane

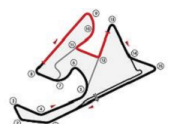
Vlt.	Tiempo	Sector 1	Sector 2	Sector 3	Km/h	T. Sesión	Vlt.	Tiempo	Sector 1	Sector 2	Sector 3	Km/h	T. Sesión
3	2:03.799	34.136	45.404	44.259	114.4	7:26.804							
4	<b>3:59.038</b> B	33.006			59.2	11:25.842							
5	2:17.854	42.982	48.394	46.478	102.7	13:43.696							
6	2:00.820	32.560	44.175	44.085	117.2	15:44.516							
7	<b>1:58.531</b>	<b>31.648</b>	<b>43.838</b>	<b>43.045</b>	119.5	17:43.047							
8	2:00.193	32.256	44.416	43.521	117.8	19:43.240							

85 ABDULLA NAIEF AL-QUBAISI QAT						
ANDOTRANS TEAM TORRENTÓ YAMAHA						
1	3:21.226	1:40.757	52.123	48.346	70.4	3:21.226
2	2:10.433	36.205	48.047	46.181	108.6	5:31.659
3	2:07.048	34.875	46.289	45.884	111.4	7:38.707
4	<b>6:57.766</b> B				33.9	14:36.473
5	2:18.312	45.245	47.836	45.231	102.4	16:54.785
6	2:07.890	34.552	48.043	45.295	110.7	19:02.675
7	2:04.793	33.298	46.847	44.648	113.5	21:07.468
8	2:02.422	32.652	46.227	43.543	115.7	23:09.890
9	2:01.884	32.642	45.939	<b>43.303</b>	116.2	25:11.774
10	<b>2:00.465</b>	<b>31.920</b>	<b>45.031</b>	43.514	117.5	27:12.239
11	2:02.554	32.882	46.025	43.647	115.5	29:14.793


90 JASSIM GHANIM AL THANI QAT						
VRC TEAM YAMAHA						
1	3:27.197	1:43.423	54.703	49.071	68.3	3:27.197
2	2:14.328	36.689	50.732	46.907	105.4	5:41.525
3	2:08.185	34.657	48.324	45.204	110.5	7:49.710
4	<b>4:08.601</b> B				57.0	11:58.311
5	2:13.608	40.907	47.688	45.013	106.0	14:11.919
6	<b>2:06.190</b>	33.997	47.324	44.869	112.2	16:18.109
7	2:06.486	34.427	47.039	45.020	111.9	18:24.595
8	2:06.430	<b>33.905</b>	<b>46.596</b>	45.929	112.0	20:31.025
9	2:07.470	34.315	47.983	45.172	111.1	22:38.495
10	2:06.896	34.439	47.317	45.140	111.6	24:45.391
11	2:13.875	36.734	53.060	<b>44.081</b>	105.8	26:59.266

92 LEUNGO KITLANO GAOREKWE RSA						
I+DENT RACING TEAM YAMAHA						
1	3:13.789	1:40.610	48.924	44.255	73.1	3:13.789
2	2:43.887	33.339	45.251	1:25.297	86.4	5:57.676
3	8:31.836 B	37.749	46.972	7:07.115	27.7	14:29.512
4	2:12.099	41.626	46.918	43.555	107.2	16:41.611
5	<b>2:00.840</b>	32.873	<b>44.757</b>	<b>43.210</b>	117.2	18:42.451
6	2:04.300	32.946	45.531	45.823	113.9	20:46.751
7	2:01.925	<b>32.785</b>	45.110	44.030	116.1	22:48.676
8	5:03.720 B	41.396	48.708	3:33.616	46.6	27:52.396
9	2:09.184	39.368	45.944	43.872	109.6	30:01.580

94 DEI JOSE DIEZ ESP						
1	3:27.543	1:44.294	55.118	48.131	68.2	3:27.543
2	2:15.946	36.610	51.568	47.768	104.2	5:43.489
3	2:06.927	<b>33.201</b>	48.293	45.433	111.6	7:50.416
4	<b>5:13.432</b> B				45.2	13:03.848
5	2:18.355	44.590	47.498	46.267	102.3	15:22.203
6	2:08.029	34.260	<b>47.474</b>	46.295	110.6	17:30.232
7	<b>2:06.706</b>	33.873	47.555	<b>45.278</b>	111.7	19:36.938
8	2:08.337	34.286	47.515	46.536	110.3	21:45.275



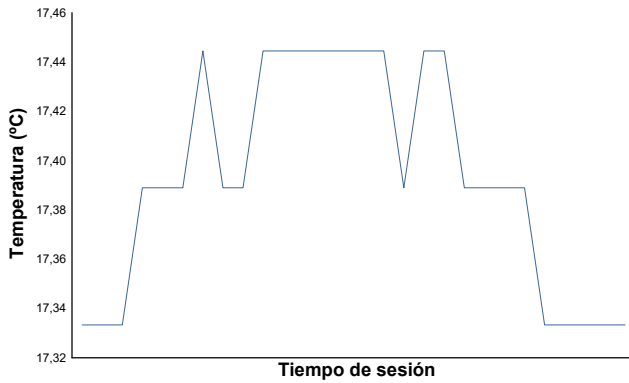




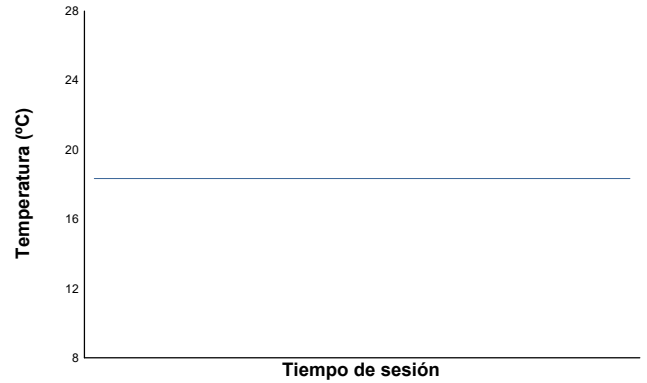
# COPA ESPAÑA DE VELOCIDAD SUPERSPORT CE ENTRENAMIENTO CRONOMETRADO

## Informe meteorológico

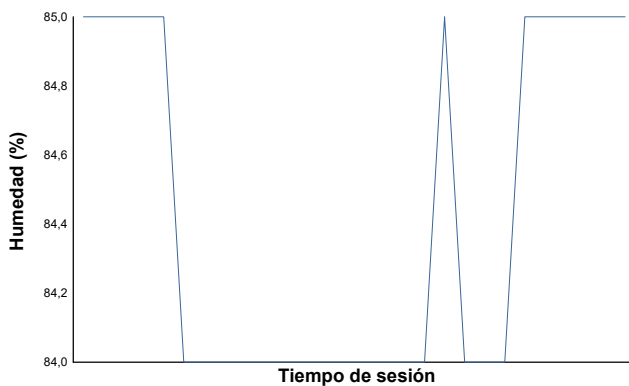
Temperatura del Aire



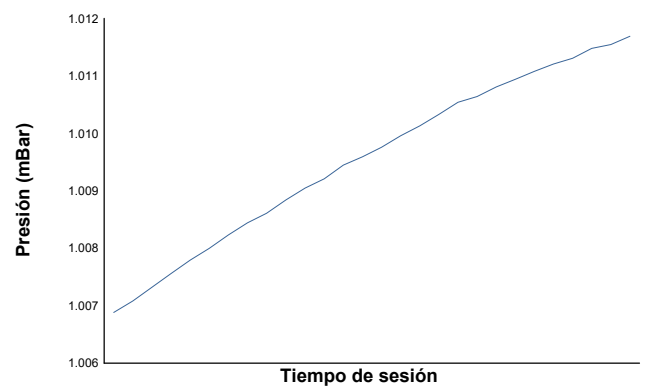
Temperatura de la Pista



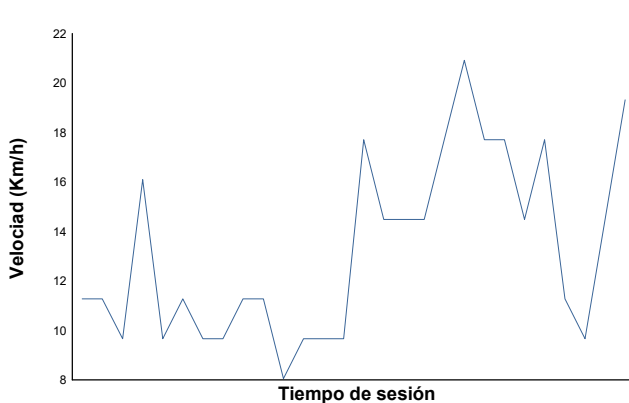
Humedad



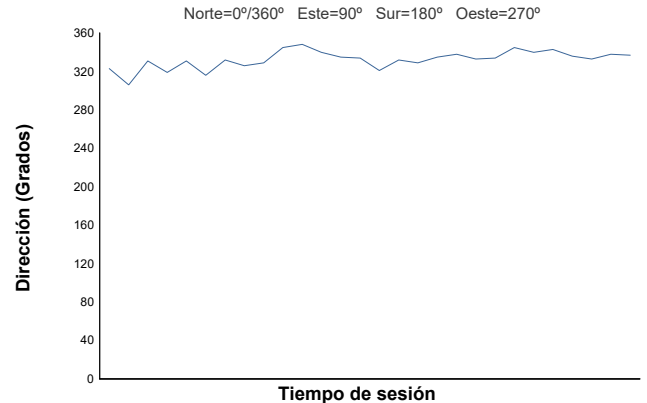
Presión



Velocidad del viento



Dirección del viento



Estado de pista: **MOJADO**

