

CIRCUITO DE NAVARRA 3.933 m.

SBK  
ESBK - CTO. ESPAÑA DE VELOCIDAD  
WARM-UP

Clasificación

Nº	Piloto	Nac	Equipo	Moto	Neum.CI.	Tiempo	Vlt.	Total	Dif.	Km/h
1	75 IVO LOPES	PRT	BMW EASYRACE TEAM		Dunlop SBK	1:39.557	6	6	-	142.2
2	99 OSCAR GUTIERREZ	ESP	TEAM HONDA LAGLISSE	HONDA	Dunlop SBK	1:39.659	4	6	+0.102	142.1
3	1 ESTEVE RABAT	ESP	TR53 RACING TEAM	HONDA	SBK	1:39.899	5	6	+0.342	141.7
4	10 UNAI ORRADRE	ESP	TEAM HONDA LAGLISSE	HONDA	Dunlop STCK100f	1:40.044	4	6	+0.487	141.5
5	70 MARC ALCOBA	ESP	ANDOTRANS TEAM TORRENTÓ	YAMAHA	Dunlop SBK	1:40.099	6	6	+0.542	141.4
6	94 NAOMICHI URAMOTO	JPN	JEG RACING	HONDA	Pirelli SBK	1:40.329	4	6	+0.772	141.1
7	2 GUILLAUME ANTIGA	FRA	JEG RACING	HONDA	Pirelli STCK100f	1:40.802	4	6	+1.245	140.5
8	40 ROMAN RAMOS	ESP	KAWASAKI PALMETO PL RACING	KAWASAKI	Pirelli SBK	1:40.806	5	6	+1.249	140.5
9	24 LEONARDO TACCINI	ITA	BMW EASYRACE TEAM		Dunlop STCK100f	1:41.248	5	6	+1.691	139.8
10	53 DANIEL GONZALEZ	ESP	PS RACING TEAM	YAMAHA	Pirelli STCK100f	1:41.267	5	6	+1.710	139.8
11	96 JAMIE W. DAVIS	GBR	SRT	YAMAHA	Pirelli STCK100f	1:41.706	5	6	+2.149	139.2
12	21 EDUARDO MONTERO	ESP	TEAM HONDA LAGLISSE	HONDA	Dunlop STCK100f	1:42.022	6	6	+2.465	138.8
13	13 VILLE VALTONEN	FIN	SENSETEC OY		SBK	1:42.543	5	6	+2.986	138.1
14	29 JUAN JOSE NUÑEZ	ESP	YAMAHA GV STRATOS	YAMAHA	Pirelli STCK100f	1:42.569	6	6	+3.012	138.0
15	74 PIOTR BIESIEKIRSKI	POL	FAU55 RACING - EUVIC	YAMAHA	Dunlop STCK100f	1:42.677	4	4	+3.120	137.9
16	3 OLA NESBAKKEN	ESP	YAMAHA TEAM SCANDINAVIA	YAMAHA	Dunlop STCK100f	1:44.469	5	6	+4.912	135.5
17	93 MATHIAS POULSEN	DNK	YAMAHA TEAM SCANDINAVIA	YAMAHA	Pirelli SBK	1:45.158	5	5	+5.601	134.6
18	7 ZECHARIAH K. DZEGEDE	USA	JEG RACING	HONDA	Pirelli STCK100f	1:45.330	5	6	+5.773	134.4
19	4 JAVIER ARTIME	ESP	PROMORACING TEAM	YAMAHA	STCK100f	1:45.958	6	6	+6.401	133.6
20	23 CHRISTOPHE PONSSON	FRA	BMS RACETECH	BMW	Dunlop SBK	1:46.507	3	3	+6.950	132.9
21	26 DANIEL SAEZ	ESP	ALMA RACING TEAM		SBK					

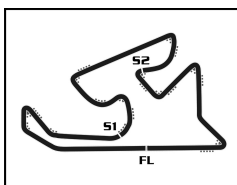
Vuelta rápida: Vlt. 6 IVO LOPES 1:39.557 142.2 Km/h

Hora de publicación: .....

Estado de pista: **SECO**

<p><b>Race Director:</b> Maximo Guerrero</p>	<p><b>Timekeeper:</b> Juan Carlos Jodra</p>
--	---





CIRCUITO DE NAVARRA 3.933 m.

# SBK

## ESBK - CTO. ESPAÑA DE VELOCIDAD

### WARM-UP

### Clasificación por Clase


Nº Piloto	Nac	Equipo	Moto	Tiempo	Vlt. Total	Dif.	Km/h
<b>SBK</b>							
1	75	IVO LOPES	PRT	BMW EASYRACE TEAM	1:39.557	6 6	142.2
2	99	OSCAR GUTIERREZ	ESP	TEAM HONDA LAGLISSE	1:39.659	4 6	+0.102 +0.102 142.1
3	1	ESTEVE RABAT	ESP	TR53 RACING TEAM	1:39.899	5 6	+0.342 +0.240 141.7
4	70	MARC ALCOBA	ESP	ANDOTRANS TEAM TORRENTÓ	1:40.099	6 6	+0.542 +0.200 141.4
5	94	NAOMICHI URAMOTO	JPN	JEG RACING	1:40.329	4 6	+0.772 +0.230 141.1
6	40	ROMAN RAMOS	ESP	KAWASAKI PALMETO PL RACING	1:40.806	5 6	+1.249 +0.477 140.5
7	13	VILLE VALTONEN	FIN	SENSETEC OY	1:42.543	5 6	+2.986 +1.737 138.1
8	93	MATHIAS POULSEN	DNK	YAMAHA TEAM SCANDINAVIA	1:45.158	5 5	+5.601 +2.615 134.6
9	23	CHRISTOPHE PONSSON	FRA	BMS RACETECH	1:46.507	3 3	+6.950 +1.349 132.9
10	26	DANIEL SAEZ	ESP	ALMA RACING TEAM			
<b>STCK1000</b>							
1	10	UNAI ORRADRE	ESP	TEAM HONDA LAGLISSE	1:40.044	4 6	141.5
2	2	GUILLAUME ANTIGA	FRA	JEG RACING	1:40.802	4 6	+0.758 +0.758 140.5
3	24	LEONARDO TACCINI	ITA	BMW EASYRACE TEAM	1:41.248	5 6	+1.204 +0.446 139.8
4	53	DANIEL GONZALEZ	ESP	PS RACING TEAM	1:41.267	5 6	+1.223 +0.019 139.8
5	96	JAMIE W. DAVIS	GBR	SRT	1:41.706	5 6	+1.662 +0.439 139.2
6	21	EDUARDO MONTERO	ESP	TEAM HONDA LAGLISSE	1:42.022	6 6	+1.978 +0.316 138.8
7	29	JUAN JOSE NUÑEZ	ESP	YAMAHA GV STRATOS	1:42.569	6 6	+2.525 +0.547 138.0
8	74	PIOTR BIESIEKIRSKI	POL	FAU55 RACING - EUVIC	1:42.677	4 4	+2.633 +0.108 137.9
9	3	OLA NESBAKKEN	ESP	YAMAHA TEAM SCANDINAVIA	1:44.469	5 6	+4.425 +1.792 135.5
10	7	ZECHARIAH K. DZEGEDE	USA	JEG RACING	1:45.330	5 6	+5.286 +0.861 134.4
11	4	JAVIER ARTIME	ESP	PROMORACING TEAM	1:45.958	6 6	+5.914 +0.628 133.6

Hora de publicación: .....

Estado de pista: **SECO**

<b>Race Director:</b> Maximo Guerrero	<b>Timekeeper:</b> Juan Carlos Jodra
--	---






**SBK**  
ESBK - CTO. ESPAÑA DE VELOCIDAD  
WARM-UP

Mejores tiempos de sector

Sector 1			Sector 2		Sector 3				Vuelta Ideal	Mejor Vuelta
Pos	Nº Piloto	Tiempo	Nº Piloto	Tiempo	Nº Piloto	Tiempo	Pos	Nº Piloto		
1	1 E.RABAT	26.285	99 O.GUTIERREZ	37.196	75 I.LOPES	35.813	1	75 I.LOPES	1:39.557	1:39.557 (1)
2	99 O.GUTIERREZ	26.356	75 I.LOPES	37.348	99 O.GUTIERREZ	36.014	2	99 O.GUTIERREZ	1:39.566	1:39.659 (2)
3	75 I.LOPES	26.396	40 R.RAMOS	37.374	10 U.ORRADRE	36.040	3	1 E.RABAT	1:39.763	1:39.899 (3)
4	70 M.ALCOBA	26.439	1 E.RABAT	37.421	1 E.RABAT	36.057	4	10 U.ORRADRE	1:39.975	1:40.044 (4)
5	10 U.ORRADRE	26.461	94 N.URAMOTO	37.473	70 M.ALCOBA	36.089	5	70 M.ALCOBA	1:40.062	1:40.099 (5)
6	94 N.URAMOTO	26.475	10 U.ORRADRE	37.474	94 N.URAMOTO	36.239	6	94 N.URAMOTO	1:40.187	1:40.329 (6)
7	40 R.RAMOS	26.688	70 M.ALCOBA	37.534	2 G.ANTIGA	36.303	7	40 R.RAMOS	1:40.582	1:40.806 (8)
8	24 L.TACCINI	26.729	2 G.ANTIGA	37.564	53 D.GONZALEZ	36.326	8	2 G.ANTIGA	1:40.725	1:40.802 (7)
9	96 J.DAVIS	26.778	24 L.TACCINI	37.852	24 L.TACCINI	36.456	9	24 L.TACCINI	1:41.037	1:41.248 (9)
10	21 E.MONTERO	26.833	53 D.GONZALEZ	37.922	40 R.RAMOS	36.520	10	53 D.GONZALEZ	1:41.159	1:41.267 (10)
11	2 G.ANTIGA	26.858	96 J.DAVIS	38.075	13 V.VALTONEN	36.726	11	96 J.DAVIS	1:41.646	1:41.706 (11)
12	53 D.GONZALEZ	26.911	13 V.VALTONEN	38.170	96 J.DAVIS	36.793	12	21 E.MONTERO	1:41.843	1:42.022 (12)
13	29 J.NUÑEZ	27.078	21 E.MONTERO	38.196	21 E.MONTERO	36.814	13	13 V.VALTONEN	1:42.244	1:42.543 (13)
14	74 P.BIESIEKIRSKI	27.256	74 P.BIESIEKIRSKI	38.277	29 J.NUÑEZ	36.891	14	29 J.NUÑEZ	1:42.467	1:42.569 (14)
15	13 V.VALTONEN	27.348	29 J.NUÑEZ	38.498	74 P.BIESIEKIRSKI	37.144	15	74 P.BIESIEKIRSKI	1:42.677	1:42.677 (15)
16	23 C.PONSSON	27.370	23 C.PONSSON	39.197	7 Z.DZEGEDE	37.549	16	23 C.PONSSON	1:44.399	1:46.507 (20)
17	3 O.NESBAKKEN	27.597	3 O.NESBAKKEN	39.205	3 O.NESBAKKEN	37.644	17	3 O.NESBAKKEN	1:44.446	1:44.469 (16)
18	4 J.ARTIME	27.830	7 Z.DZEGEDE	39.505	93 M.POULSEN	37.743	18	7 Z.DZEGEDE	1:45.154	1:45.330 (18)
19	93 M.POULSEN	27.876	93 M.POULSEN	39.539	23 C.PONSSON	37.832	19	93 M.POULSEN	1:45.158	1:45.158 (17)
20	7 Z.DZEGEDE	28.100	4 J.ARTIME	39.723	4 J.ARTIME	37.956	20	4 J.ARTIME	1:45.509	1:45.958 (19)

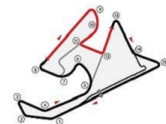


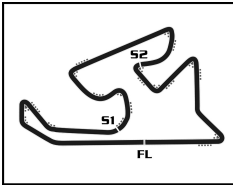


**SBK**  
ESBK - CTO. ESPAÑA DE VELOCIDAD  
Después de WARM-UP

Velocidad máxima del evento

Nº Piloto	Equipo	Moto	Clase	V.Max	Vit.	Sesión
23 CHRISTOPHE PONSSON	BMS RACETECH	BMW	SBK	288.0	5	CARRERA 1
1 ESTEVE RABAT	TR53 RACING TEAM	HONDA	SBK	283.5	2	CARRERA 1
70 MARC ALCOBA	ANDOTRANS TEAM TORRENTÓ	YAMAHA	SBK	282.0	12	CARRERA 1
29 JUAN JOSE NUÑEZ	YAMAHA GV STRATOS	YAMAHA	STCK1000	281.2	12	ENT. CRONOMETRADO
75 IVO LOPES	BMW EASYRACE TEAM	BMW	SBK	281.2	6	ENT. CRONOMETRADO
10 UNAI ORRADRE	TEAM HONDA LAGLISSE	HONDA	STCK1000	280.5	7	CARRERA 1
21 EDUARDO MONTERO	TEAM HONDA LAGLISSE	HONDA	STCK1000	280.5	13	CARRERA 1
99 OSCAR GUTIERREZ	TEAM HONDA LAGLISSE	HONDA	SBK	280.5	7	CARRERA 1
74 PIOTR BIESIEKIRSKI	FAU55 RACING - EUVIC	YAMAHA	STCK1000	279.1	4	CARRERA 1
2 GUILLAUME ANTIGA	JEG RACING	HONDA	STCK1000	277.6	12	ENT. CRONOMETRADO
96 JAMIE W. DAVIS	SRT	YAMAHA	STCK1000	276.9	10	ENT. CRONOMETRADO
26 DANIEL SAEZ	ALMA RACING TEAM	BMW	SBK	276.2	13	ENT. LIBRES 2
40 ROMAN RAMOS	KAWASAKI PALMETO PL RACING	KAWASAKI	SBK	274.8	8	CARRERA 1
94 NAOMICHI URAMOTO	JEG RACING	HONDA	SBK	274.8	8	CARRERA 1
24 LEONARDO TACCINI	BMW EASYRACE TEAM	BMW	STCK1000	274.1	13	ENT. CRONOMETRADO
53 DANIEL GONZALEZ	PS RACING TEAM	YAMAHA	STCK1000	274.1	5	ENT. CRONOMETRADO
3 OLA NESBAKKEN	YAMAHA TEAM SCANDINAVIA	YAMAHA	STCK1000	272.0	7	CARRERA 1
7 ZECHARIAH K. DZEGEDE	JEG RACING	HONDA	STCK1000	270.7	4	WARM-UP
93 MATHIAS POULSEN	YAMAHA TEAM SCANDINAVIA	YAMAHA	SBK	270.7	11	CARRERA 1
4 JAVIER ARTIME	PROMORACING TEAM	YAMAHA	STCK1000	270.0	3	ENT. CRONOMETRADO
13 VILLE VALTONEN	SENSETEC OY	BMW	SBK	264.1	7	CARRERA 1





CIRCUITO DE NAVARRA 3.933 m.

## SBK ESBK - CTO. ESPAÑA DE VELOCIDAD WARM-UP

### Secuencia de vueltas rápidas

T. Sesión	Nº Piloto	Equipo	Moto	Clase	Tiempo	Km/h	Vlt.
3:43.081	13 VILLE VALTONEN	SENSETEC OY		SBK	1:43.811	136.4	2
3:45.347	70 MARC ALCOBA	ANDOTRANS TEAM TORRENTÓ	YAMAHA	SBK	1:41.012	140.2	2
4:15.676	75 IVO LOPES	BMW EASYRACE TEAM		SBK	1:40.313	141.1	2
6:04.416	99 OSCAR GUTIERREZ	TEAM HONDA LAGLISSE	HONDA	SBK	1:39.972	141.6	3
7:44.075	99 OSCAR GUTIERREZ	TEAM HONDA LAGLISSE	HONDA	SBK	1:39.659	142.1	4
11:01.661	75 IVO LOPES	BMW EASYRACE TEAM		SBK	1:39.557	142.2	6



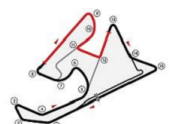



**SBK**  
**ESBK - CTO. ESPAÑA DE VELOCIDAD**  
**WARM-UP**

**Vuelta a vuelta**

— Vuelta invalidada ■ Mejor Personal ■ Mejor de la sesión ■ Cruzando por el pit lane

Vlt.	Tiempo	Sector 1	Sector 2	Sector 3	V.Max	T. Sesión	Vlt.	Tiempo	Sector 1	Sector 2	Sector 3	V.Max	T. Sesión		
<b>1</b>	<b>ESTEVE RABAT</b>	ESP						<b>13</b>	<b>VILLE VALTONEN</b>	FIN					
	TR53 RACING TEAM	HONDA							SENSETEC OY						
1	2:50.432	1:33.709	39.199	37.524	189.8	2:50.432	1	1:59.270	41.074	40.229	37.967	186.5	1:59.270		
2	1:41.548	27.007	38.129	36.412	272.0	4:31.980	2	1:43.811	27.673	39.094	37.044	249.4	3:43.081		
3	1:41.094	26.609	37.855	36.630	274.8	6:13.074	3	1:43.140	27.598	38.451	37.091	255.3	5:26.221		
4	1:40.354	26.775	37.522	36.057	281.2	7:53.428	4	1:42.899	27.500	38.541	36.858	249.4	7:09.120		
5	1:39.899	26.285	37.435	36.179	276.9	9:33.327	5	1:42.543	27.348	38.170	37.025	257.1	8:51.663		
6	1:41.417	26.384	37.421	37.612	272.7	11:14.744	6	1:42.687	27.464	38.497	36.726	259.6	10:34.350		
<b>2</b>	<b>GUILLAUME ANTIGA</b>	FRA						<b>21</b>	<b>EDUARDO MONTERO</b>	ESP					
	JEG RACING	HONDA							TEAM HONDA LAGLISSE	HONDA					
1	2:06.687	51.436	38.540	36.711	206.1	2:06.687	1	2:38.030	1:14.770	40.045	43.215	214.3	2:38.030		
2	1:41.243	27.000	37.940	36.303	265.4	3:47.930	2	1:43.319	27.416	38.898	37.005	267.3	4:21.349		
3	1:41.193	26.975	37.819	36.399	271.4	5:29.123	3	1:42.333	27.002	38.348	36.983	273.4	6:03.682		
4	1:40.802	26.858	37.564	36.380	273.4	7:09.925	4	1:42.072	26.921	38.337	36.814	272.7	7:45.754		
5	1:54.146	36.439	41.269	36.438	270.0	9:04.071	5	1:42.094	26.833	38.421	36.840	278.4	9:27.848		
6	1:41.678	26.916	37.908	36.854	273.4	10:45.749	6	1:42.022	26.987	38.196	36.839	276.2	11:09.870		
<b>3</b>	<b>OLA NESBAKKEN</b>	ESP						<b>23</b>	<b>CHRISTOPHE PONSSON</b>	FRA					
	YAMAHA TEAM SCANDINAVIA	YAMAHA							BMS RACETECH	BMW					
1	1:59.354	40.054	40.852	38.448	188.2	1:59.354	1	1:55.890	37.701	40.357	37.832	194.6	1:55.890		
2	1:46.648	28.244	40.137	38.267	248.8	3:46.002	2	1:49.418	32.087	39.394	37.937	276.2	3:45.308		
3	1:45.528	27.729	39.860	37.939	253.5	5:31.530	3	1:46.507	27.370	39.197	39.940	264.1	5:31.815		
4	1:45.004	27.735	39.625	37.644	261.5	7:16.534									
5	1:44.469	27.597	39.205	37.667	270.0	9:01.003									
6	1:45.053	27.681	39.382	37.990	265.4	10:46.056									
<b>4</b>	<b>JAVIER ARTIME</b>	ESP						<b>24</b>	<b>LEONARDO TACCINI</b>	ITA					
	PROMORACING TEAM	YAMAHA							BMW EASYRACE TEAM						
1	2:39.417	1:17.886	41.431	40.100	166.7	2:39.417	1	2:37.075	1:20.258	39.160	37.657	196.4	2:37.075		
2	1:46.536	28.184	40.066	38.286	267.3	4:25.953	2	1:47.772	28.122	41.171	38.479	257.1	4:24.847		
3	1:46.050	27.830	39.723	38.497	266.7	6:12.003	3	1:41.508	26.729	38.156	36.623	266.7	6:06.355		
4	1:49.896	30.938	40.599	38.359	266.7	8:01.899	4	1:41.665	26.923	38.112	36.630	264.7	7:48.020		
5	1:47.002	28.308	40.484	38.210	251.2	9:48.901	5	1:41.248	26.940	37.852	36.456	264.7	9:29.268		
6	1:45.958	28.128	39.874	37.956	257.1	11:34.859	6	1:42.988	27.849	38.579	36.560	253.5	11:12.256		
<b>7</b>	<b>ZECHARIAH K. DZEGEDE</b>	USA						<b>29</b>	<b>JUAN JOSE NUÑEZ</b>	ESP					
	JEG RACING	HONDA							YAMAHA GV STRATOS	YAMAHA					
1	2:19.266	1:00.181	40.684	38.401	175.3	2:19.266	1	2:23.311	1:06.426	39.636	37.249	198.5	2:23.311		
2	1:46.061	28.876	39.505	37.680	259.6	4:05.327	2	1:43.401	27.313	39.022	37.066	273.4	4:06.712		
3	1:48.684	31.235	39.720	37.729	260.2	5:54.011	3	1:43.028	27.256	38.753	37.019	273.4	5:49.740		
4	1:49.736	32.028	39.984	37.724	270.7	7:43.747	4	1:42.884	27.078	38.915	36.891	276.2	7:32.624		
5	1:45.330	28.100	39.681	37.549	262.8	9:29.077	5	1:42.910	27.180	38.763	36.967	275.5	9:15.534		
6	1:46.865	28.441	39.559	38.865	264.7	11:15.942	6	1:42.569	27.177	38.498	36.894	274.8	10:58.103		
<b>10</b>	<b>UNAI ORRADRE</b>	ESP						<b>40</b>	<b>ROMAN RAMOS</b>	ESP					
	TEAM HONDA LAGLISSE	HONDA							KAWASAKI PALMETO PL RACING	KAWASAKI					
1	2:19.481	1:02.875	39.117	37.489	209.7	2:19.481	1	2:24.295	1:09.233	38.330	36.732	185.2	2:24.295		
2	1:42.124	27.341	37.989	36.794	255.3	4:01.605	2	1:41.758	26.824	38.310	36.624	268.7	4:06.053		
3	1:40.539	26.643	37.559	36.337	274.1	5:42.144	3	1:41.041	26.914	37.545	36.582	268.7	5:47.094		
4	1:40.044	26.508	37.474	36.062	276.2	7:22.188	4	1:40.819	26.688	37.374	36.757	268.0	7:27.913		
5	1:40.210	26.461	37.709	36.040	278.4	9:02.398	5	1:40.806	26.738	37.548	36.520	270.7	9:08.719		
6	1:46.626	27.918	40.219	38.489	270.7	10:49.024	6	1:45.532	28.335	39.552	37.645	250.0	10:54.251		
<b>53</b>	<b>DANIEL GONZALEZ</b>	ESP													
	PS RACING TEAM	YAMAHA													
1	2:15.019	57.266	40.288	37.465	176.8	2:15.019									
2	1:43.005	27.703	38.412	36.890	254.7	3:58.024									





**SBK**  
ESBK - CTO. ESPAÑA DE VELOCIDAD  
WARM-UP

Vuelta a vuelta

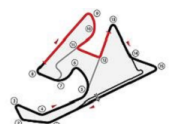
— Vuelta invalidada


■ Mejor Personal

■ Mejor de la sesión

B Cruzando por el pit lane

Vlt.	Tiempo	Sector 1	Sector 2	Sector 3	V.Max	T. Sesión	Vlt.	Tiempo	Sector 1	Sector 2	Sector 3	V.Max	T. Sesión	
							<b>99</b>	<b>OSCAR GUTIERREZ</b>						ESP
								TEAM HONDA LAGLISSE						HONDA
1	2:43.416	1:26.686	39.264	37.466	190.8	2:43.416	1	2:43.416	1:26.686	39.264	37.466	190.8	2:43.416	
2	1:41.028	26.661	37.841	36.526	270.7	4:24.444	2	1:41.028	26.661	37.841	36.526	270.7	4:24.444	
3	1:39.972	26.391	37.418	36.163	270.0	6:04.416	3	1:39.972	26.391	37.418	36.163	270.0	6:04.416	
4	<b>1:39.659</b>	<b>26.356</b>	<b>37.196</b>	36.107	277.6	7:44.075	4	<b>1:39.659</b>	<b>26.356</b>	<b>37.196</b>	36.107	277.6	7:44.075	
5	1:40.251	26.654	37.542	36.055	274.8	9:24.326	5	1:40.251	26.654	37.542	36.055	274.8	9:24.326	
6	1:39.861	26.408	37.439	<b>36.014</b>	274.8	11:04.187	6	1:39.861	26.408	37.439	<b>36.014</b>	274.8	11:04.187	
<b>70</b>	<b>MARC ALCOBA</b>						ESP							
								ANDOTRANS TEAM TORRENTÓ						YAMAHA
1	2:04.335	49.049	38.641	36.645	213.9	2:04.335								
2	1:41.012	26.710	37.905	36.397	276.9	3:45.347								
3	1:40.717	<b>26.439</b>	37.587	36.691	279.8	5:26.064								
4	1:40.437	26.682	37.571	36.184	277.6	7:06.501								
5	1:40.273	26.517	37.550	36.206	276.9	8:46.774								
6	<b>1:40.099</b>	26.476	<b>37.534</b>	<b>36.089</b>	279.1	10:26.873								
<b>74</b>	<b>PIOTR BIESIEKIRSKI</b>						POL							
								FAU55 RACING - EUVIC						YAMAHA
1	3:23.127	2:04.980	40.194	37.953	165.4	3:23.127								
2	3:31.734	B 28.431	55.902	2:07.401	257.8	6:54.861								
3	1:52.881	34.387	38.905	39.589	188.5	8:47.742								
4	<b>1:42.677</b>	<b>27.256</b>	<b>38.277</b>	<b>37.144</b>	266.0	10:30.419								
<b>75</b>	<b>IVO LOPES</b>						PRT							
								BMW EASYRACE TEAM						
1	2:35.363	1:19.713	38.873	36.777	205.3	2:35.363								
2	1:40.313	26.535	37.603	36.175	274.8	4:15.676								
3	1:42.501	27.400	38.592	36.509	276.9	5:58.177								
4	1:43.477	28.077	38.888	36.512	279.8	7:41.654								
5	1:40.450	26.580	37.744	36.126	278.4	9:22.104								
6	<b>1:39.557</b>	<b>26.396</b>	<b>37.348</b>	<b>35.813</b>	275.5	11:01.661								
<b>93</b>	<b>MATHIAS POULSEN</b>						DNK							
								YAMAHA TEAM SCANDINAVIA						YAMAHA
1	2:56.656	1:36.310	41.576	38.770	172.8	2:56.656								
2	1:47.059	28.465	40.395	38.199	251.2	4:43.715								
3	1:46.234	28.064	40.063	38.107	258.4	6:29.949								
4	1:46.069	28.214	39.951	37.904	254.7	8:16.018								
5	<b>1:45.158</b>	<b>27.876</b>	<b>39.539</b>	<b>37.743</b>	263.4	10:01.176								
<b>94</b>	<b>NAOMICHI URAMOTO</b>						JPN							
								JEG RACING						HONDA
1	2:18.759	1:01.946	39.326	37.487	191.2	2:18.759								
2	1:41.710	27.160	38.039	36.511	259.6	4:00.469								
3	1:40.884	26.913	37.538	36.433	265.4	5:41.353								
4	<b>1:40.329</b>	26.617	<b>37.473</b>	<b>36.239</b>	268.0	7:21.682								
5	1:43.710	27.251	39.390	37.069	269.3	9:05.392								
6	1:40.621	<b>26.475</b>	37.540	36.606	272.0	10:46.013								
<b>96</b>	<b>JAMIE W. DAVIS</b>						GBR							
								SRT						YAMAHA
1	2:19.525	1:02.205	39.432	37.888	184.3	2:19.525								
2	1:43.163	27.809	38.497	36.857	251.2	4:02.688								
3	1:41.908	26.825	38.252	36.831	274.1	5:44.596								
4	1:42.199	27.003	38.303	36.893	270.0	7:26.795								
5	<b>1:41.706</b>	<b>26.778</b>	<b>38.075</b>	36.853	269.3	9:08.501								
6	1:41.779	26.810	38.176	<b>36.793</b>	271.4	10:50.280								



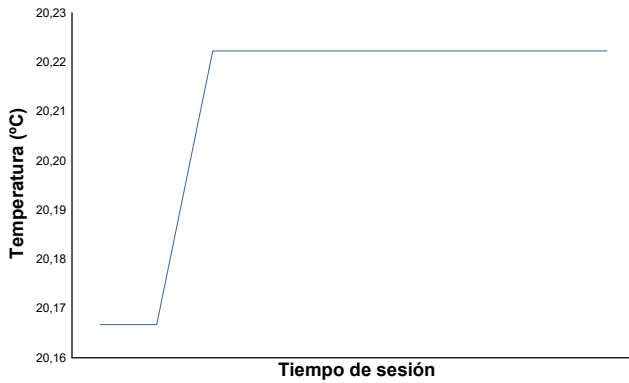


# ESBK - CTO. ESPAÑA DE VELOCIDAD


SBK  
WARM-UP

Informe meteorológico

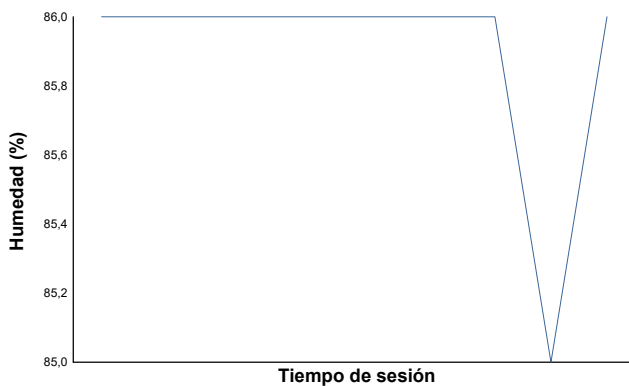
**Temperatura del Aire**



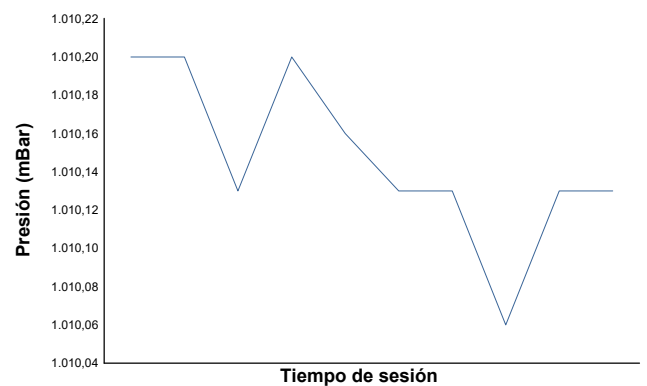
**Temperatura de la Pista**



**Humedad**



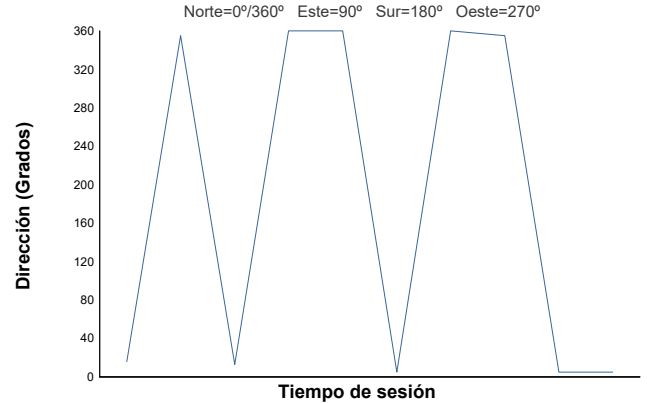
**Presión**



**Velocidad del viento**



**Dirección del viento**



Estado de pista: **SECO**

