

CIRCUITO DE NAVARRA 3.933 m.

SBK ESBK - CTO. ESPAÑA DE VELOCIDAD ENT. LIBRES 2

Clasificación

Nº	Piloto	Nac	Equipo	Moto	Neum.CI.	Tiempo	Vlt.	Total	Dif.	Km/h
1	99 OSCAR GUTIERREZ	ESP	TEAM HONDA LAGLISSE	HONDA	Dunlop SBK	1:39.489	18	18	-	142.3
2	75 IVO LOPES	PRT	BMW EASYRACE TEAM		Dunlop SBK	1:39.543	16	18	+0.054	142.2
3	70 MARC ALCOBA	ESP	ANDOTRANS TEAM TORRENTÓ	YAMAHA	Dunlop SBK	1:39.656	15	16	+0.167	142.1
4	94 NAOMICHI URAMOTO	JPN	JEG RACING	HONDA	Pirelli SBK	1:39.699	2	2	+0.210	142.0
5	1 ESTEVE RABAT	ESP	TEAM HONDA LAGLISSE	HONDA	SBK	1:39.700	20	20	+0.211	142.0
6	40 ROMAN RAMOS	ESP	KAWASAKI PALMETO PL RACING	KAWASAKI	Pirelli SBK	1:40.135	11	18	+0.646	141.4
7	2 GUILLAUME ANTIGA	FRA	JEG RACING	HONDA	Pirelli STCK100f	1:40.552	12	19	+1.063	140.8
8	10 UNAI ORRADRE	ESP	TEAM HONDA LAGLISSE	HONDA	Dunlop STCK100f	1:40.706	4	17	+1.217	140.6
9	23 CHRISTOPHE PONSSON	FRA	BMS RACETECH		Dunlop SBK	1:40.749	17	18	+1.260	140.5
10	26 DANIEL SAEZ	ESP	ALMA RACING TEAM		SBK	1:40.896	14	19	+1.407	140.3
11	74 PIOTR BIESIEKIRSKI	POL	FAU55 RACING - EUVIC	YAMAHA	Dunlop STCK100f	1:41.064	17	18	+1.575	140.1
12	24 LEONARDO TACCINI	ITA	BMW EASYRACE TEAM		Dunlop STCK100f	1:41.151	4	4	+1.662	140.0
13	29 JUAN JOSE NUÑEZ	ESP	YAMAHA GV STRATOS	YAMAHA	Pirelli STCK100f	1:41.377	12	16	+1.888	139.7
14	53 DANIEL GONZALEZ	ESP	PS RACING TEAM	YAMAHA	Pirelli STCK100f	1:41.730	4	4	+2.241	139.2
15	13 VILLE VALTONEN	FIN	SENSETEC OY		SBK	1:41.893	13	17	+2.404	139.0
16	96 JAMIE W. DAVIS	GBR	BRITISH CARRERA TEAM	YAMAHA	Pirelli STCK100f	1:41.959	7	15	+2.470	138.9
17	21 EDUARDO MONTERO	ESP	TEAM HONDA LAGLISSE	HONDA	Dunlop STCK100f	1:42.121	8	16	+2.632	138.6
18	93 MATHIAS POULSEN	DNK	YAMAHA TEAM SCANDINAVIA	YAMAHA	Pirelli SBK	1:44.073	13	13	+4.584	136.0
19	3 OLA NESBAKKEN	ESP	YAMAHA TEAM SCANDINAVIA	YAMAHA	Dunlop STCK100f	1:44.458	15	17	+4.969	135.5
20	4 JAVIER ARTIME	ESP	PROMORACING TEAM	YAMAHA	STCK100f	1:44.951	12	18	+5.462	134.9
21	7 ZECHARIAH K. DZEGEDE	USA	JEG RACING	HONDA	Pirelli STCK100f	1:45.317	9	16	+5.828	134.4
22	33 EDUARDO MONTERO	ESP	TEAM HONDA LAGLISSE	HONDA	Dunlop STCK100f					
23	37 COREY TINKER	GBR	CT RACING	YAMAHA	Dunlop STCK100f					

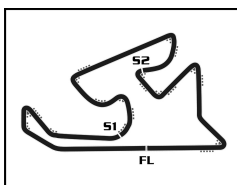
Vuelta rápida: Vlt. 18 OSCAR GUTIERREZ 1:39.489 142.3 Km/h

Hora de publicación:

Estado de pista: **SECO**

Race Director:	Timekeeper:
----------------	-------------





CIRCUITO DE NAVARRA 3.933 m.

SBK
ESBK - CTO. ESPAÑA DE VELOCIDAD
ENT. LIBRES 2

Clasificación por Clase


Nº Piloto	Nac	Equipo	Moto	Tiempo	Vlt. Total	Dif.	Km/h	
SBK								
1	99	OSCAR GUTIERREZ	ESP	TEAM HONDA LAGLISSE	HONDA	1:39.489	18 18	142.3
2	75	IVO LOPES	PRT	BMW EASYRACE TEAM		1:39.543	16 18	+0.054 +0.054 142.2
3	70	MARC ALCOBA	ESP	ANDOTRANS TEAM TORRENTÓ	YAMAHA	1:39.656	15 16	+0.167 +0.113 142.1
4	94	NAOMICHI URAMOTO	JPN	JEG RACING	HONDA	1:39.699	2 2	+0.210 +0.043 142.0
5	1	ESTEVE RABAT	ESP	TEAM HONDA LAGLISSE	HONDA	1:39.700	20 20	+0.211 +0.001 142.0
6	40	ROMAN RAMOS	ESP	KAWASAKI PALMETO PL RACING	KAWASAKI	1:40.135	11 18	+0.646 +0.435 141.4
7	23	CHRISTOPHE PONSSON	FRA	BMS RACETECH		1:40.749	17 18	+1.260 +0.614 140.5
8	26	DANIEL SAEZ	ESP	ALMA RACING TEAM		1:40.896	14 19	+1.407 +0.147 140.3
9	13	VILLE VALTONEN	FIN	SENSETEC OY		1:41.893	13 17	+2.404 +0.997 139.0
10	93	MATHIAS POULSEN	DNK	YAMAHA TEAM SCANDINAVIA	YAMAHA	1:44.073	13 13	+4.584 +2.180 136.0
STCK1000								
1	2	GUILLAUME ANTIGA	FRA	JEG RACING	HONDA	1:40.552	12 19	140.8
2	10	UNAI ORRADRE	ESP	TEAM HONDA LAGLISSE	HONDA	1:40.706	4 17	+0.154 +0.154 140.6
3	74	PIOTR BIESIEKIRSKI	POL	FAU55 RACING - EUVIC	YAMAHA	1:41.064	17 18	+0.512 +0.358 140.1
4	24	LEONARDO TACCINI	ITA	BMW EASYRACE TEAM		1:41.151	4 4	+0.599 +0.087 140.0
5	29	JUAN JOSE NUÑEZ	ESP	YAMAHA GV STRATOS	YAMAHA	1:41.377	12 16	+0.825 +0.226 139.7
6	53	DANIEL GONZALEZ	ESP	PS RACING TEAM	YAMAHA	1:41.730	4 4	+1.178 +0.353 139.2
7	96	JAMIE W. DAVIS	GBR	BRITISH CARRERA TEAM	YAMAHA	1:41.959	7 15	+1.407 +0.229 138.9
8	21	EDUARDO MONTERO	ESP	TEAM HONDA LAGLISSE	HONDA	1:42.121	8 16	+1.569 +0.162 138.6
9	3	OLA NESBAKKEN	ESP	YAMAHA TEAM SCANDINAVIA	YAMAHA	1:44.458	15 17	+3.906 +2.337 135.5
10	4	JAVIER ARTIME	ESP	PROMORACING TEAM	YAMAHA	1:44.951	12 18	+4.399 +0.493 134.9
11	7	ZECHARIAH K. DZEGEDE	USA	JEG RACING	HONDA	1:45.317	9 16	+4.765 +0.366 134.4
12	33	EDUARDO MONTERO	ESP	TEAM HONDA LAGLISSE	HONDA			
13	37	COREY TINKER	GBR	CT RACING	YAMAHA			

Hora de publicación:

Estado de pista: **SECO**

Race Director:	Timekeeper:
----------------	-------------



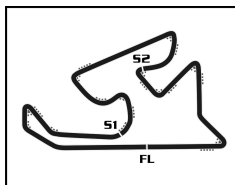


SBK
ESBK - CTO. ESPAÑA DE VELOCIDAD
ENT. LIBRES 2

Mejores tiempos de sector

Sector 1			Sector 2		Sector 3		Pos	Nº Piloto	Vuelta Ideal	Mejor Vuelta
Pos	Nº Piloto	Tiempo	Nº Piloto	Tiempo	Nº Piloto	Tiempo				
1	75 I.LOPES	26.240	94 N.URAMOTO	37.120	70 M.ALCOBA	35.884	1	75 I.LOPES	1:39.308	1:39.543 (2)
2	70 M.ALCOBA	26.287	40 R.RAMOS	37.147	75 I.LOPES	35.886	2	99 O.GUTIERREZ	1:39.489	1:39.489 (1)
3	99 O.GUTIERREZ	26.353	75 I.LOPES	37.182	40 R.RAMOS	35.941	3	70 M.ALCOBA	1:39.525	1:39.656 (3)
4	24 L.TACCINI	26.461	99 O.GUTIERREZ	37.184	1 E.RABAT	35.947	4	40 R.RAMOS	1:39.587	1:40.135 (6)
5	94 N.URAMOTO	26.494	1 E.RABAT	37.244	99 O.GUTIERREZ	35.952	5	94 N.URAMOTO	1:39.699	1:39.699 (4)
6	40 R.RAMOS	26.499	70 M.ALCOBA	37.354	2 G.ANTIGA	36.026	6	1 E.RABAT	1:39.700	1:39.700 (5)
7	1 E.RABAT	26.509	2 G.ANTIGA	37.567	94 N.URAMOTO	36.085	7	2 G.ANTIGA	1:40.440	1:40.552 (7)
8	10 U.ORRADRE	26.636	26 D.SAEZ	37.609	10 U.ORRADRE	36.265	8	10 U.ORRADRE	1:40.630	1:40.706 (8)
9	23 C.PONSSON	26.692	74 P.BIESIEKIRSKI	37.691	74 P.BIESIEKIRSKI	36.310	9	26 D.SAEZ	1:40.748	1:40.896 (10)
10	26 D.SAEZ	26.801	10 U.ORRADRE	37.729	23 C.PONSSON	36.311	10	23 C.PONSSON	1:40.749	1:40.749 (9)
11	29 J.NUÑEZ	26.810	23 C.PONSSON	37.746	26 D.SAEZ	36.338	11	74 P.BIESIEKIRSKI	1:40.936	1:41.064 (11)
12	2 G.ANTIGA	26.847	53 D.GONZALEZ	37.895	13 V.VALTONEN	36.459	12	24 L.TACCINI	1:41.004	1:41.151 (12)
13	21 E.MONTERO	26.849	24 L.TACCINI	37.996	29 J.NUÑEZ	36.494	13	29 J.NUÑEZ	1:41.306	1:41.377 (13)
14	74 P.BIESIEKIRSKI	26.935	29 J.NUÑEZ	38.002	24 L.TACCINI	36.547	14	53 D.GONZALEZ	1:41.479	1:41.730 (14)
15	96 J.DAVIS	26.982	13 V.VALTONEN	38.169	53 D.GONZALEZ	36.598	15	96 J.DAVIS	1:41.856	1:41.959 (16)
16	53 D.GONZALEZ	26.986	96 J.DAVIS	38.241	96 J.DAVIS	36.633	16	13 V.VALTONEN	1:41.893	1:41.893 (15)
17	13 V.VALTONEN	27.265	21 E.MONTERO	38.368	21 E.MONTERO	36.776	17	21 E.MONTERO	1:41.993	1:42.121 (17)
18	93 M.POULSEN	27.403	3 O.NESBAKKEN	39.076	7 Z.DZEGEDE	37.472	18	93 M.POULSEN	1:44.026	1:44.073 (18)
19	3 O.NESBAKKEN	27.583	93 M.POULSEN	39.135	4 J.ARTIME	37.485	19	3 O.NESBAKKEN	1:44.297	1:44.458 (19)
20	4 J.ARTIME	27.703	7 Z.DZEGEDE	39.175	93 M.POULSEN	37.488	20	4 J.ARTIME	1:44.483	1:44.951 (20)
21	7 Z.DZEGEDE	28.318	4 J.ARTIME	39.295	3 O.NESBAKKEN	37.638	21	7 Z.DZEGEDE	1:44.965	1:45.317 (21)





CIRCUITO DE NAVARRA 3.933 m.

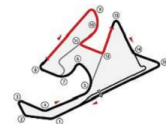
SBK


ESBK - CTO. ESPAÑA DE VELOCIDAD

Después de ENT. LIBRES 2

Velocidad máxima del evento

Nº Piloto	Equipo	Moto	Clase	V.Max	Vit.	Sesión
23 CHRISTOPHE PONSSON	BMS RACETECH		SBK	282.0	16	ENT. LIBRES 2
70 MARC ALCOBA	ANDOTRANS TEAM TORRENTÓ	YAMAHA	SBK	280.5	8	ENT. LIBRES 2
75 IVO LOPES	BMW EASYRACE TEAM		SBK	280.5	7	ENT. LIBRES 2
1 ESTEVE RABAT	TEAM HONDA LAGLISSE	HONDA	SBK	279.8	23	ENT. LIBRES 1
29 JUAN JOSE NUÑEZ	YAMAHA GV STRATOS	YAMAHA	STCK1000	279.8	9	ENT. LIBRES 2
21 EDUARDO MONTERO	TEAM HONDA LAGLISSE	HONDA	STCK1000	279.1	5	ENT. LIBRES 2
2 GUILLAUME ANTIGA	JEG RACING	HONDA	STCK1000	277.6	13	ENT. LIBRES 2
26 DANIEL SAEZ	ALMA RACING TEAM		SBK	276.2	13	ENT. LIBRES 2
74 PIOTR BIESIEKIRSKI	FAU55 RACING - EUVIC	YAMAHA	STCK1000	276.2	12	ENT. LIBRES 2
99 OSCAR GUTIERREZ	TEAM HONDA LAGLISSE	HONDA	SBK	275.5	7	ENT. LIBRES 2
10 UNAI ORRADRE	TEAM HONDA LAGLISSE	HONDA	STCK1000	274.8	8	ENT. LIBRES 2
24 LEONARDO TACCINI	BMW EASYRACE TEAM		STCK1000	274.1	5	ENT. LIBRES 2
40 ROMAN RAMOS	KAWASAKI PALMETO PL RACING	KAWASAKI	SBK	272.0	7	ENT. LIBRES 2
53 DANIEL GONZALEZ	PS RACING TEAM	YAMAHA	STCK1000	272.0	2	ENT. LIBRES 2
96 JAMIE W. DAVIS	BRITISH CARRERA TEAM	YAMAHA	STCK1000	272.0	4	ENT. LIBRES 2
93 MATHIAS POULSEN	YAMAHA TEAM SCANDINAVIA	YAMAHA	SBK	269.3	7	ENT. LIBRES 2
94 NAOMICHI URAMOTO	JEG RACING	HONDA	SBK	268.0	9	ENT. LIBRES 1
4 JAVIER ARTIME	PROMORACING TEAM	YAMAHA	STCK1000	267.3	5	ENT. LIBRES 2
7 ZECHARIAH K. DZEGEDE	JEG RACING	HONDA	STCK1000	266.7	11	ENT. LIBRES 2
3 OLA NESBAKKEN	YAMAHA TEAM SCANDINAVIA	YAMAHA	STCK1000	266.0	12	ENT. LIBRES 2
13 VILLE VALTONEN	SENSETEC OY		SBK	257.8	17	ENT. LIBRES 2

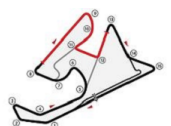





SBK
ESBK - CTO. ESPAÑA DE VELOCIDAD
ENT. LIBRES 2

Secuencia de vueltas rápidas

T. Sesión	Nº Piloto	Equipo	Moto	Clase	Tiempo	Km/h	Vlt.
4:15.083	94 NAOMICHI URAMOTO	JEG RACING	HONDA	SBK	1:39.699	142.0	2
21:44.088	75 IVO LOPES	BMW EASYRACE TEAM		SBK	1:39.697	142.0	7
25:03.446	75 IVO LOPES	BMW EASYRACE TEAM		SBK	1:39.653	142.1	9
26:43.072	75 IVO LOPES	BMW EASYRACE TEAM		SBK	1:39.626	142.1	10
35:15.847	75 IVO LOPES	BMW EASYRACE TEAM		SBK	1:39.556	142.2	15
36:55.390	75 IVO LOPES	BMW EASYRACE TEAM		SBK	1:39.543	142.2	16
40:55.451	99 OSCAR GUTIERREZ	TEAM HONDA LAGLISSE	HONDA	SBK	1:39.489	142.3	18





SBK ESBK - CTO. ESPAÑA DE VELOCIDAD ENT. LIBRES 2

Vuelta a vuelta

— Vuelta invalidada


■ Mejor Personal

■ Mejor de la sesión

■ Cruzando por el pit lane

Vlt.	Tiempo	Sector 1	Sector 2	Sector 3	V.Max	T. Sesión	Vlt.	Tiempo	Sector 1	Sector 2	Sector 3	V.Max	T. Sesión
1	ESTEVE RABAT					ESP	10	1:45.108	28.079	39.376	37.653	248.3	27:17.453
	TEAM HONDA LAGLISSE					HONDA	11	1:44.733	27.689	39.304	37.740	262.8	29:02.186
1	2:58.925	1:37.379	42.250	39.296	151.7	2:58.925	12	1:44.753	27.753	39.257	37.743	266.0	30:46.939
2	1:53.380	27.843	46.855	38.682	266.0	4:52.305	13	1:44.948	27.760	39.550	37.638	260.2	32:31.887
3	1:45.261	29.214	38.935	37.112	276.2	6:37.566	14	1:46.886	27.777	41.461	37.648	261.5	34:18.773
4	1:41.757	26.781	38.114	36.862	267.3	8:19.323	15	1:44.458	27.583	39.076	37.799	264.1	36:03.231
5	7:22.329 B				276.2	15:41.652	16	1:45.451	27.651	39.419	38.381	261.5	37:48.682
6	1:46.449	31.768	38.073	36.608	220.0	17:28.101	17	1:44.887	27.997	39.226	37.664	243.2	39:33.569
7	1:40.835	26.782	37.653	36.400	275.5	19:08.936							
8	1:46.743	26.583	38.004	42.156	277.6	20:55.679	4	JAVIER ARTIME					ESP
9	1:44.852	26.701	39.990	38.161	275.5	22:40.531		PROMORACING TEAM					YAMAHA
10	1:40.445	26.618	37.589	36.238	272.7	24:20.976	1	2:59.412	1:38.472	41.864	39.076	146.1	2:59.412
11	1:40.498	26.574	37.678	36.246	276.9	26:01.474	2	1:47.082	27.864	40.843	38.375	266.0	4:46.494
12	1:40.214	26.606	37.409	36.199	272.7	27:41.688	3	1:48.858	28.762	40.105	39.991	248.8	6:35.352
13	1:40.536	26.659	37.659	36.218	272.0	29:22.224	4	1:45.484	27.899	39.340	38.245	260.2	8:20.836
14	1:43.718	27.961	38.359	37.398	262.8	31:05.942	5	8:12.842 B				267.3	16:33.678
15	1:40.279	26.564	37.305	36.410	267.3	32:46.221	6	2:02.167	39.405	43.414	39.348	146.7	18:35.845
16	1:40.120	26.541	37.416	36.163	269.3	34:26.341	7	1:48.540	30.585	40.071	37.884	264.7	20:24.385
17	1:40.024	26.538	37.424	36.062	272.7	36:06.365	8	1:45.489	27.906	39.583	38.000	254.1	22:09.874
18	1:42.308	26.619	37.485	38.204	272.7	37:48.673	9	1:53.490	32.745	42.526	38.219	263.4	24:03.364
19	1:40.090	26.689	37.367	36.034	268.7	39:28.763	10	1:47.662	28.137	40.216	39.309	253.5	25:51.026
20	1:39.700	26.509	37.244	35.947	272.0	41:08.463	11	1:45.791	28.138	39.951	37.702	250.0	27:36.817
2	GUILLAUME ANTIGA					FRA	12	1:44.951	28.071	39.347	37.533	265.4	29:21.768
	JEG RACING					HONDA	13	1:45.405	28.147	39.453	37.805	257.8	31:07.173
1	2:36.131	1:15.288	43.926	36.917	147.1	2:36.131	14	1:45.028	27.865	39.678	37.485	262.1	32:52.201
2	1:40.989	26.902	37.816	36.271	272.0	4:17.120	15	2:31.445	45.476	56.275	49.694	197.8	35:23.646
3	1:56.579	30.329	43.877	42.373	268.7	6:13.699	16	1:53.897	34.617	41.104	38.176	248.8	37:17.543
4	1:42.136	27.399	38.053	36.684	266.0	7:55.835	17	1:45.523	27.703	39.751	38.069	254.7	39:03.066
5	7:58.588 B	27.532			263.4	15:54.423	18	1:44.957	27.955	39.295	37.707	253.5	40:48.023
6	2:08.211			37.021	149.8	18:02.634							
7	1:41.094	27.204	37.655	36.235	263.4	19:43.728	7	ZECHARIAH K. DZEGEDE					USA
8	1:45.182	26.934	37.762	40.486	268.7	21:28.910		JEG RACING					HONDA
9	1:40.670	27.028	37.567	36.075	273.4	23:09.580	1	2:39.664	1:20.076	40.741	38.847	159.1	2:39.664
10	1:49.884	33.579	40.279	36.026	268.7	24:59.464	2	1:46.952	28.976	39.860	38.116	263.4	4:26.616
11	1:40.565	26.847	37.599	36.119	263.4	26:40.029	3	1:54.369	35.092	41.176	38.101	264.1	6:20.985
12	1:40.552	26.912	37.579	36.061	272.7	28:20.581	4	1:46.075	28.937	39.552	37.586	262.8	8:07.060
13	1:50.029	32.232	41.434	36.363	277.6	30:10.610	5	8:45.494 B				264.1	16:52.554
14	1:40.682	26.955	37.689	36.038	265.4	31:51.292	6	1:55.644	37.235	40.419	37.990	161.4	18:48.198
15	1:47.832	27.022	38.635	42.175	272.7	33:39.124	7	1:46.694	29.292	39.378	38.024	264.1	20:34.892
16	1:41.090	27.041	37.805	36.244	266.0	35:20.214	8	1:45.926	28.667	39.257	38.002	262.8	22:20.818
17	1:41.482	27.324	37.694	36.464	268.7	37:01.696	9	1:45.317	28.517	39.328	37.472	263.4	24:06.135
18	1:56.894	31.069	47.561	38.264	248.8	38:58.590	10	2:02.812	38.706	46.262	37.844	261.5	26:08.947
19	1:40.731	26.944	37.636	36.151	264.7	40:39.321	11	5:20.852 B	35.913	40.041	4:04.898	266.7	31:29.799
3	OLA NESBAKKEN					ESP	12	1:56.095	38.046	40.132	37.917	145.0	33:25.894
	YAMAHA TEAM SCANDINAVIA					YAMAHA	13	1:45.979	28.630	39.488	37.861	259.6	35:11.873
1	2:57.612	1:36.033	42.340	39.239	169.0	2:57.612	14	1:55.039	37.124	39.959	37.956	260.2	37:06.912
2	1:48.572	28.908	40.917	38.747	255.9	4:46.184	15	1:45.702	28.518	39.175	38.009	259.0	38:52.614
3	1:51.392	31.943	40.781	38.668	255.3	6:37.576	16	1:45.390	28.318	39.188	37.884	259.6	40:38.004
4	1:47.222	28.850	40.494	37.878	240.5	8:24.798							
5	9:50.414 B				252.3	18:15.212	10	UNAI ORRADRE					ESP
6	1:57.404	37.624	41.246	38.534	157.7	20:12.616		TEAM HONDA LAGLISSE					HONDA
7	1:46.552	28.083	40.236	38.233	260.2	21:59.168	1	2:37.585	1:20.830	39.266	37.489	215.6	2:37.585
8	1:45.593	27.925	39.782	37.886	260.9	23:44.761	2	1:41.013	26.858	37.729	36.426	264.1	4:18.598
9	1:47.584	27.961	39.715	39.908	260.2	25:32.345	3	1:49.785	30.959	38.148	40.678	265.4	6:08.383
							4	1:40.706	26.666	37.775	36.265	270.0	7:49.089
							5	8:17.724 B	26.636			268.7	16:06.813
							6	1:51.226	34.179	39.737	37.310	194.2	17:58.039





SBK ESBK - CTO. ESPAÑA DE VELOCIDAD ENT. LIBRES 2

Vuelta a vuelta

— Vuelta invalidada ■ Mejor Personal ■ Mejor de la sesión ■ Cruzando por el pit lane

Vlt.	Tiempo	Sector 1	Sector 2	Sector 3	V.Max	T. Sesión	Vlt.	Tiempo	Sector 1	Sector 2	Sector 3	V.Max	T. Sesión
7	1:41.313	26.968	37.856	36.489	268.0	19:39.352	5	1:52.259	34.622	40.249	37.388	177.3	19:03.503
8	1:47.352	26.716	43.371	37.265	274.8	21:26.704	6	1:41.971	27.004	38.219	36.748	279.8	20:45.474
9	2:01.136 B	26.987	41.324	52.825	272.0	23:27.840	7	1:41.284	26.808	38.043	36.433	277.6	22:26.758
10	1:47.502	32.336	38.470	36.696	204.9	25:15.342	8	1:42.047	26.760	38.201	37.086	281.2	24:08.805
11	1:41.276	26.782	37.969	36.525	274.1	26:56.618	9	1:46.899	28.955	39.311	38.633	276.2	25:55.704
12	1:41.116	26.749	37.765	36.602	273.4	28:37.734	10	1:41.407	27.041	37.918	36.448	270.0	27:37.111
13	1:48.188	32.716	38.847	36.625	274.8	30:25.922	11	1:41.427	26.995	37.912	36.520	266.7	29:18.538
14	1:41.321	26.749	38.096	36.476	271.4	32:07.243	12	1:40.866	26.766	37.785	36.315	278.4	30:59.404
15	1:41.175	26.776	37.947	36.452	266.0	33:48.418	13	1:41.129	26.730	37.990	36.409	280.5	32:40.533
16	5:28.682 B	27.494	39.232	4:21.956	273.4	39:17.100	14	1:41.138	26.819	37.861	36.458	276.9	34:21.671
17	2:19.008	55.455	42.759	40.794	124.6	41:36.108	15	1:41.155	26.724	37.793	36.638	278.4	36:02.826

13 **VILLE VALTONEN** FIN
SENSETEC OY

1	3:01.377	1:42.964	40.595	37.818	137.1	3:01.377
2	1:45.397	27.740	39.994	37.663	248.8	4:46.774
3	1:47.138	29.481	39.802	37.855	234.8	6:33.912
4	1:44.528	28.118	39.205	37.205	248.3	8:18.440
5	7:42.228 B				246.0	16:00.668
6	1:54.826	36.717	41.045	37.064	168.0	17:55.494
7	1:42.627	27.697	38.418	36.512	253.5	19:38.121
8	1:42.173	27.328	38.382	36.463	254.7	21:20.294
9	1:42.473	27.405	38.300	36.768	254.1	23:02.767
10	1:46.216	28.638	40.263	37.315	255.3	24:48.983
11	1:42.323	27.437	38.355	36.531	254.7	26:31.306
12	1:42.111	27.333	38.178	36.600	257.1	28:13.417
13	1:41.893	27.265	38.169	36.459	257.1	29:55.310
14	5:30.636 B	32.640	42.214	4:15.782	243.2	35:25.946
15	2:01.050	44.176	39.708	37.166	71.0	37:26.996
16	1:42.110	27.338	38.220	36.552	251.7	39:09.106
17	1:43.474	27.304	38.253	37.917	257.8	40:52.580

21 **EDUARDO MONTERO** ESP
TEAM HONDA LAGLISSE HONDA

1	2:51.004	1:31.939	40.837	38.228	189.5	2:51.004
2	1:43.389	27.389	38.808	37.192	270.7	4:34.393
3	1:43.405	27.447	38.834	37.124	270.7	6:17.798
4	1:42.472	27.220	38.368	36.884	274.1	8:00.270
5	8:23.701 B	26.870			279.1	16:23.971
6	1:54.812	35.963	41.668	37.181	195.3	18:18.783
7	1:42.609	27.207	38.510	36.892	270.7	20:01.392
8	1:42.121	26.849	38.496	36.776	277.6	21:43.513
9	1:46.744	30.779	38.856	37.109	276.9	23:30.257
10	1:46.227	27.185	41.990	37.052	275.5	25:16.484
11	1:42.753	27.162	38.612	36.979	272.0	26:59.237
12	1:42.560	27.007	38.535	37.018	275.5	28:41.797
13	1:42.529	27.125	38.508	36.896	274.8	30:24.326
14	6:26.575 B	30.110	41.354	5:15.111	272.0	36:50.901
15	1:58.790	42.381	39.145	37.264	81.4	38:49.691
16	1:42.835	27.220	38.657	36.958	276.2	40:32.526

23 **CHRISTOPHE PONSSON** FRA
BMS RACETECH

1	3:20.543	2:03.900	39.471	37.172	194.6	3:20.543
2	1:45.000	29.176	38.869	36.955	275.5	5:05.543
3	1:42.370	27.157	38.468	36.745	276.9	6:47.913
4	10:23.331 B	27.057	38.060	9:18.214	277.6	17:11.244

24 **LEONARDO TACCINI** ITA
BMW EASYRACE TEAM

1	2:38.292	1:21.069	39.909	37.314	200.4	2:38.292
2	1:41.747	26.924	38.143	36.680	262.1	4:20.039
3	1:48.739	27.594	38.463	42.682	272.7	6:08.778
4	1:41.151	26.608	37.996	36.547	271.4	7:49.929


26 **DANIEL SAEZ** ESP
ALMA RACING TEAM

1	2:39.151	1:21.891	39.329	37.931	214.7	2:39.151
2	1:47.082	30.480	39.211	37.391	275.5	4:26.233
3	1:42.854	27.409	38.358	37.087	262.1	6:09.087
4	1:41.726	27.047	38.039	36.640	263.4	7:50.813
5	8:56.121 B	26.904			271.4	16:46.934
6	1:53.804	35.992	40.113	37.699	150.4	18:40.738
7	1:42.235	27.285	38.348	36.602	272.0	20:22.973
8	1:44.182	27.213	40.273	36.696	264.1	22:07.155
9	1:41.562	26.990	37.899	36.673	271.4	23:48.717
10	1:42.088	27.166	38.148	36.774	254.1	25:30.805
11	1:43.653	28.084	38.745	36.824	250.6	27:14.458
12	1:41.299	26.962	37.999	36.338	272.7	28:55.757
13	1:41.138	26.801	37.785	36.552	276.2	30:36.895
14	1:40.896	26.906	37.633	36.357	272.7	32:17.791
15	1:41.014	26.850	37.698	36.466	271.4	33:58.805
16	1:42.134	26.929	38.476	36.729	271.4	35:40.939
17	1:41.104	26.986	37.756	36.362	270.7	37:22.043
18	1:41.087	26.884	37.648	36.555	274.1	39:03.130
19	1:41.623	27.053	37.609	36.961	264.1	40:44.753

29 **JUAN JOSE NUÑEZ** ESP
YAMAHA GV STRATOS YAMAHA

1	2:36.280	1:18.913	39.915	37.452	188.5	2:36.280
2	1:42.031	27.153	38.204	36.674	275.5	4:18.311
3	1:44.139	28.718	38.725	36.696	275.5	6:02.450
4	1:42.583	27.411	38.382	36.790	264.1	7:45.033
5	9:24.075 B	27.112			275.5	17:09.108
6	1:52.088	33.886	40.764	37.438	173.1	19:01.196
7	1:42.593	27.308	38.230	37.055	270.7	20:43.789
8	1:41.961	27.073	38.330	36.558	274.8	22:25.750
9	6:33.017 B	28.008	39.058	5:25.951	279.8	28:58.767
10	1:55.098	35.072	42.748	37.278	140.4	30:53.865
11	1:41.681	27.185	38.002	36.494	272.0	32:35.546





SBK
ESBK - CTO. ESPAÑA DE VELOCIDAD
ENT. LIBRES 2

Vuelta a vuelta

— Vuelta invalidada


■ Mejor Personal

■ Mejor de la sesión

■ Cruzando por el pit lane

Vlt.	Tiempo	Sector 1	Sector 2	Sector 3	V.Max	T. Sesión	Vlt.	Tiempo	Sector 1	Sector 2	Sector 3	V.Max	T. Sesión
12	1:41.377	26.810	38.050	36.517	276.2	34:16.923	3	1:42.932	27.464	38.345	37.123	271.4	6:12.936
13	1:41.840	26.847	38.233	36.760	279.1	35:58.763	4	1:42.576	27.786	38.155	36.635	271.4	7:55.512
14	1:42.498	27.242	38.367	36.889	275.5	37:41.261	5	10:03.840 B	28.030			270.0	17:59.352
15	1:42.301	27.233	38.218	36.850	274.8	39:23.562	6	1:50.414	34.575	39.241	36.598	177.6	19:49.766
16	1:41.913	27.066	38.137	36.710	274.8	41:05.475	7	1:42.044	27.434	38.055	36.555	274.1	21:31.810
40 ROMAN RAMOS ESP							8	1:41.606	27.133	37.922	36.551	268.7	23:13.416
KAWASAKI PALMETO PL RACING KAWASAKI							9	1:41.663	27.234	38.037	36.392	274.8	24:55.079
1	2:34.881	1:18.453	39.673	36.755	187.8	2:34.881	10	1:42.059	27.326	37.979	36.754	270.0	26:37.138
2	1:40.552	26.641	37.744	36.167	266.7	4:15.433	11	1:41.665	27.176	37.985	36.504	274.8	28:18.803
3	1:45.752	31.135	38.179	36.438	261.5	6:01.185	12	1:41.266	27.088	37.828	36.350	276.2	30:00.069
4	1:40.276	27.188	37.147	35.941	270.7	7:41.461	13	1:41.456	27.080	37.922	36.454	275.5	31:41.525
5	8:47.091 B	27.492			270.0	16:28.552	14	1:41.870	27.131	38.225	36.514	275.5	33:23.395
6	1:48.975	33.182	39.172	36.621	200.0	18:17.527	15	1:41.625	27.233	38.044	36.348	274.1	35:05.020
7	1:40.443	26.600	37.534	36.309	272.0	19:57.970	16	1:41.120	27.119	37.691	36.310	274.1	36:46.140
8	1:40.521	26.506	37.803	36.212	270.0	21:38.491	17	1:41.064	26.935	37.755	36.374	275.5	38:27.204
9	1:40.410	26.870	37.323	36.217	270.7	23:18.901	18	1:41.296	27.035	37.795	36.466	274.1	40:08.500
10	1:40.244	26.576	37.348	36.320	271.4	24:59.145	75 IVO LOPES PRT						
11	1:40.135	26.628	37.288	36.219	272.0	26:39.280	BMW EASYRACE TEAM						
12	1:44.267	28.129	39.713	36.425	270.0	28:23.547	1	3:02.234	1:40.358	44.787	37.089	204.2	3:02.234
13	3:45.896 B	27.090	38.032	2:40.774	272.0	32:09.443	2	1:42.370	27.029	38.552	36.789	275.5	4:44.604
14	1:46.777	33.130	37.497	36.150	185.6	33:56.220	3	1:49.433	28.789	41.158	39.486	273.4	6:34.037
15	1:40.451	26.515	37.839	36.097	268.7	35:36.671	4	1:43.490	28.189	38.832	36.469	248.3	8:17.527
16	1:40.739	26.499	37.327	36.913	268.7	37:17.410	5	9:59.958 B				272.0	18:17.485
17	1:40.558	26.827	37.433	36.298	270.0	38:57.968	6	1:46.906	32.048	38.294	36.564	198.5	20:04.391
18	1:40.261	26.577	37.448	36.236	270.0	40:38.229	7	1:39.697	26.354	37.398	35.945	280.5	21:44.088
53 DANIEL GONZALEZ ESP							8	1:39.705	26.476	37.186	36.043	279.8	23:23.793
PS RACING TEAM YAMAHA							9	1:39.653	26.436	37.331	35.886	279.8	25:03.446
1	2:41.895	1:20.673	43.060	38.162	172.5	2:41.895	10	1:39.626	26.299	37.426	35.901	280.5	26:43.072
2	1:43.143	27.325	38.868	36.950	272.0	4:25.038	11	1:39.791	26.353	37.485	35.953	279.1	28:22.863
3	1:42.184	26.986	38.217	36.981	272.0	6:07.222	12	1:47.309	31.199	39.660	36.450	279.8	30:10.172
4	1:41.730	27.237	37.895	36.598	269.3	7:48.952	13	1:39.783	26.359	37.472	35.952	276.9	31:49.955
70 MARC ALCOBA ESP							14	1:46.336	26.397	43.189	36.750	274.8	33:36.291
ANDOTRANS TEAM TORRENTÓ YAMAHA							15	1:39.556	26.365	37.182	36.009	272.7	35:15.847
1	3:03.267	1:44.359	39.393	39.515	208.9	3:03.267	16	1:39.543	26.240	37.182	36.121	276.2	36:55.390
2	1:41.541	26.486	38.298	36.757	277.6	4:44.808	17	1:44.463	30.145	38.172	36.146	274.8	38:39.853
3	1:53.641	28.847	42.819	41.975	260.9	6:38.449	18	1:41.893	27.020	38.434	36.439	277.6	40:21.746
4	1:46.609	27.087	42.982	36.540	268.0	8:25.058	93 MATHIAS POULSEN DNK						
5	13:11.826 B				251.2	21:36.884	YAMAHA TEAM SCANDINAVIA YAMAHA						
6	1:51.449	36.779	38.269	36.401	75.8	23:28.333	1	3:22.352	2:02.551	41.373	38.428	176.2	3:22.352
7	1:40.430	26.723	37.548	36.159	275.5	25:08.763	2	1:50.059	31.381	40.437	38.241	257.1	5:12.411
8	1:39.800	26.307	37.454	36.039	280.5	26:48.563	3	1:46.114	28.493	39.756	37.865	256.5	6:58.525
9	1:39.784	26.435	37.371	35.978	277.6	28:28.347	4	9:59.596 B	27.884	39.460	8:52.252	262.8	16:58.121
10	1:39.887	26.385	37.512	35.990	277.6	30:08.234	5	1:54.987	35.517	41.252	38.218	182.7	18:53.108
11	1:44.271	30.314	37.813	36.144	279.1	31:52.505	6	1:45.398	28.144	39.504	37.750	259.0	20:38.506
12	1:45.951	26.287	38.573	41.091	279.8	33:38.456	7	1:44.722	27.599	39.302	37.821	269.3	22:23.228
13	1:39.905	26.453	37.397	36.055	278.4	35:18.361	8	1:44.715	27.588	39.309	37.818	269.3	24:07.943
14	1:39.889	26.375	37.354	36.160	278.4	36:58.250	9	9:17.877 B	27.889	40.010	8:09.978	265.4	33:25.820
15	1:39.656	26.362	37.410	35.884	279.1	38:37.906	10	2:05.048	46.130	40.497	38.421	62.0	35:30.868
16	1:47.598	30.203	40.034	37.361	277.6	40:25.504	11	1:45.611	28.081	39.753	37.777	257.8	37:16.479
74 PIOTR BIESIEKIRSKI POL							12	1:44.258	27.608	39.162	37.488	263.4	39:00.737
FAU55 RACING - EUVIC YAMAHA							13	1:44.073	27.403	39.135	37.535	265.4	40:44.810
1	2:47.364	1:30.748	39.277	37.339	208.1	2:47.364	94 NAOMICHI URAMOTO JPN						
2	1:42.640	27.420	38.524	36.696	268.7	4:30.004	JEG RACING HONDA						
							1	2:35.384	1:18.299	40.298	36.787	164.4	2:35.384





SBK ESBK - CTO. ESPAÑA DE VELOCIDAD ENT. LIBRES 2

Vuelta a vuelta

— Vuelta invalidada

■ Mejor Personal

■ Mejor de la sesión

■ B Cruzando por el pit lane

Vlt.	Tiempo	Sector 1	Sector 2	Sector 3	V.Max	T. Sesión	Vlt.	Tiempo	Sector 1	Sector 2	Sector 3	V.Max	T. Sesión
2	1:39.699	26.494	37.120	36.085	264.1	4:15.083							


96	JAMIE W. DAVIS	GBR
	BRITISH CARRERA TEAM	YAMAHA

1	4:09.461	2:43.043	48.110	38.308	194.2	4:09.461
2	1:52.804	35.645	39.738	37.421	257.1	6:02.265
3	1:44.408	28.958	38.500	36.950	268.0	7:46.673
4	9:05.405 B	27.054			272.0	16:52.078
5	1:49.595	32.919	39.382	37.294	184.3	18:41.673
6	1:42.741	27.163	38.610	36.968	270.0	20:24.414
7	1:41.959	27.034	38.292	36.633	268.7	22:06.373
8	1:42.215	27.067	38.424	36.724	270.0	23:48.588
9	1:42.087	26.987	38.315	36.785	268.0	25:30.675
10	7:20.068 B	34.803	41.707	6:03.558	265.4	32:50.743
11	1:59.125	37.888	43.916	37.321	123.1	34:49.868
12	1:42.388	27.217	38.386	36.785	264.1	36:32.256
13	1:42.187	26.982	38.241	36.964	268.0	38:14.443
14	1:42.129	27.091	38.252	36.786	270.0	39:56.572
15	1:42.080	26.995	38.293	36.792	272.0	41:38.652

99	OSCAR GUTIERREZ	ESP
	TEAM HONDA LAGLISSE	HONDA

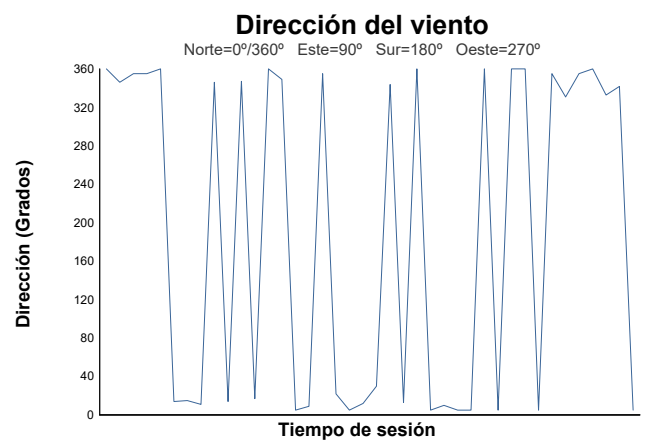
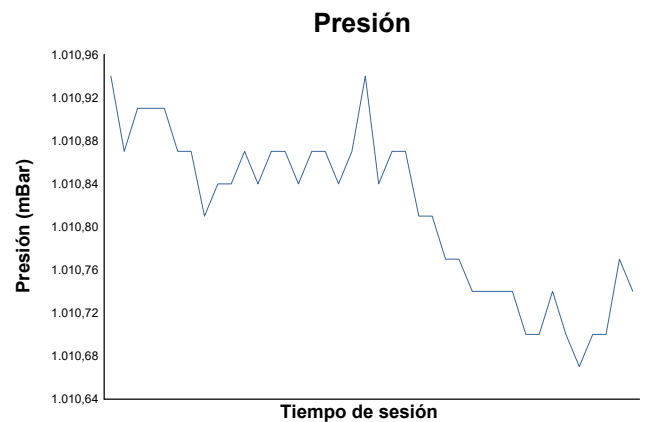
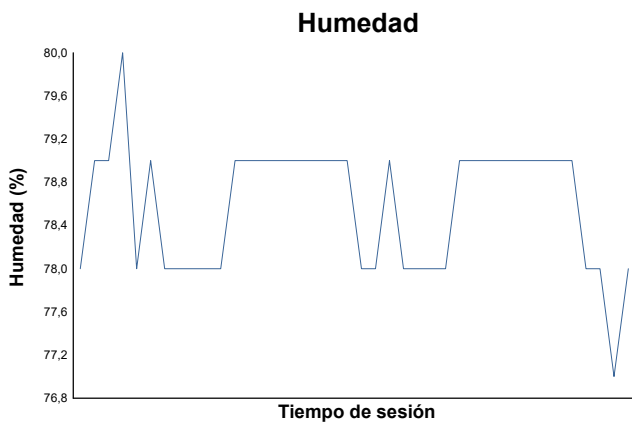
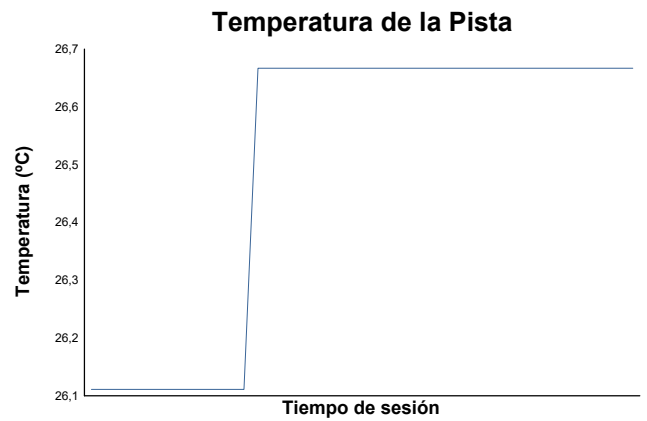
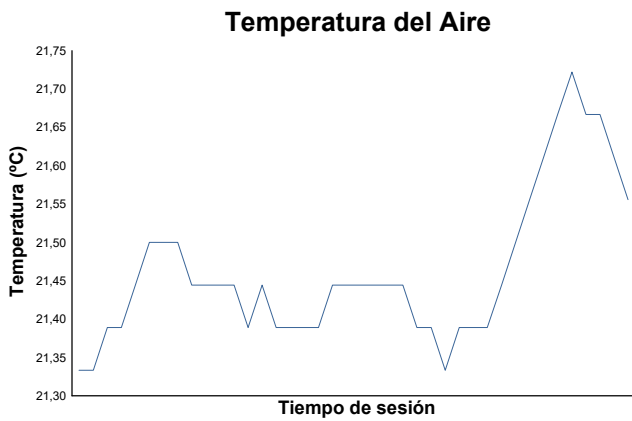
1	3:00.090	1:37.837	42.727	39.526	161.0	3:00.090
2	1:46.401	27.373	41.820	37.208	267.3	4:46.491
3	1:51.351	27.974	40.390	42.987	259.0	6:37.842
4	1:45.595	27.098	41.264	37.233	264.7	8:23.437
5	10:40.403 B				250.0	19:03.840
6	1:50.580	33.429	38.969	38.182	201.9	20:54.420
7	1:40.904	26.798	37.688	36.418	275.5	22:35.324
8	1:40.136	26.539	37.553	36.044	271.4	24:15.460
9	1:40.069	26.533	37.431	36.105	274.8	25:55.529
10	1:40.156	26.426	37.531	36.199	275.5	27:35.685
11	1:40.125	26.599	37.510	36.016	274.8	29:15.810
12	1:40.215	26.718	37.424	36.073	271.4	30:56.025
13	1:40.154	26.418	37.487	36.249	273.4	32:36.179
14	1:40.119	26.391	37.618	36.110	269.3	34:16.298
15	1:39.986	26.465	37.431	36.090	268.0	35:56.284
16	1:39.997	26.537	37.425	36.035	272.0	37:36.281
17	1:39.681	26.480	37.191	36.010	271.4	39:15.962
18	1:39.489	26.353	37.184	35.952	274.1	40:55.451





ESBK - CTO. ESPAÑA DE VELOCIDAD
SBK
ENT. LIBRES 2

Informe meteorológico



Estado de pista: **SECO**

