

CIRCUITO DE NAVARRA 3.933 m.

SBK ESBK - CTO. ESPAÑA DE VELOCIDAD ENT. LIBRES 1

Clasificación

Nº	Piloto	Nac	Equipo	Moto	Neum.CI.	Tiempo	Vlt.	Total	Dif.	Km/h
1	1 ESTEVE RABAT	ESP	BMW EASYRACE TEAM	HONDA	SBK	1:40.226	20	23	-	141.3
2	75 IVO LOPES	POR	BMW EASYRACE TEAM	HONDA	Dunlop SBK	1:40.553	5	5	+0.327	140.8
3	94 NAOMICHI URAMOTO	JPN	JEG RACING	HONDA	Pirelli SBK	1:40.651	12	12	+0.425	140.7
4	70 MARC ALCOBA	ESP	ANDOTRANS TEAM TORRENTÓ	YAMAHA	Dunlop SBK	1:41.614	6	8	+1.388	139.3
5	74 PIOTR BIESIEKIRSKI	POL	FAU55 RACING - EUVIC	YAMAHA	Dunlop STCK100f	1:42.003	15	15	+1.777	138.8
6	2 GUILLAUME ANTIGA	FRA	JEG RACING	HONDA	Pirelli STCK100f	1:42.107	14	14	+1.881	138.7
7	23 CHRISTOPHE PONSSON	FRA	BMS RACETECH	HONDA	Dunlop SBK	1:42.125	7	10	+1.899	138.6
8	29 JUAN JOSE NUÑEZ	ESP	YAMAHA GV STRATOS	YAMAHA	Pirelli STCK100f	1:42.862	12	12	+2.636	137.6
9	13 VILLE VALTONEN	FIN	SENSETEC OY	HONDA	SBK	1:43.007	15	15	+2.781	137.5
10	26 DANIEL SAEZ	ESP	ALMA RACING TEAM	HONDA	SBK	1:43.735	9	9	+3.509	136.5
11	93 MATHIAS POULSEN	DEN	YAMAHA TEAM SCANDINAVIA	YAMAHA	Pirelli SBK	1:46.541	13	13	+6.315	132.9
12	7 ZECHARIAH K. DZEGEDE	USA	TEAM HONDA LAGLISSE	HONDA	Pirelli STCK100f	1:47.420	11	11	+7.194	131.8

No salidos

3	OLA NESBAKKEN	ESP	YAMAHA TEAM SCANDINAVIA	YAMAHA	Dunlop STCK100f					
4	JAVIER ARTIME	ESP	PROMORACING TEAM	YAMAHA		STCK100f				
10	UNAI ORRADRE	ESP	TEAM HONDA LAGLISSE	HONDA	Dunlop STCK100f					
21	EDUARDO MONTERO	ESP	TEAM HONDA LAGLISSE	HONDA	Dunlop STCK100f					
24	LEONARDO TACCINI	ITA	BMW EASYRACE TEAM	HONDA	Dunlop STCK100f					
33	EDUARDO MONTERO	ESP	TEAM HONDA LAGLISSE	HONDA	Dunlop STCK100f					
37	COREY TINKER	GBR	CT RACING	YAMAHA	Dunlop STCK100f					
40	ROMAN RAMOS	ESP	KAWASAKI PALMETO PL RACING	KAWASAKI	Pirelli SBK					
53	DANIEL GONZALEZ	ESP	PS RACING TEAM	YAMAHA	Pirelli STCK100f					
96	JAMIE W. DAVIS	GBR	BRITISH CARRERA TEAM	YAMAHA	Pirelli STCK100f					
99	OSCAR GUTIERREZ	ESP	TEAM HONDA LAGLISSE	HONDA	Dunlop SBK					

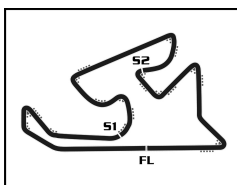
Vuelta rápida: Vlt. 20 ESTEVE RABAT 1:40.226 141.3 Km/h

Hora de publicación:

Estado de pista: **SECO**

Race Director:	Timekeeper:
----------------	-------------





CIRCUITO DE NAVARRA 3.933 m.

SBK

ESBK - CTO. ESPAÑA DE VELOCIDAD

ENT. LIBRES 1

Clasificación por Clase


Nº Piloto	Nac	Equipo	Moto	Tiempo	Vlt. Total	Dif.	Km/h
SBK							
1	1 ESTEVE RABAT	ESP	HONDA	1:40.226	20 23		141.3
2	75 IVO LOPES	POR	BMW EASYRACE TEAM	1:40.553	5 5	+0.327 +0.327	140.8
3	94 NAOMICHI URAMOTO	JPN	JEG RACING	1:40.651	12 12	+0.425 +0.098	140.7
4	70 MARC ALCOBA	ESP	ANDOTRANS TEAM TORRENTÓ	1:41.614	6 8	+1.388 +0.963	139.3
5	23 CHRISTOPHE PONSSON	FRA	BMS RACETECH	1:42.125	7 10	+1.899 +0.511	138.6
6	13 VILLE VALTONEN	FIN	SENSETEC OY	1:43.007	15 15	+2.781 +0.882	137.5
7	26 DANIEL SAEZ	ESP	ALMA RACING TEAM	1:43.735	9 9	+3.509 +0.728	136.5
8	93 MATHIAS POULSEN	DEN	YAMAHA TEAM SCANDINAVIA	1:46.541	13 13	+6.315 +2.806	132.9
No salidos							
40	ROMAN RAMOS	ESP	KAWASAKI PALMETO PL RACING	KAWASAKI			
99	OSCAR GUTIERREZ	ESP	TEAM HONDA LAGLISSE	HONDA			
STCK1000							
1	74 PIOTR BIESIEKIRSKI	POL	FAU55 RACING - EUVIC	YAMAHA	15 15		138.8
2	2 GUILLAUME ANTIGA	FRA	JEG RACING	HONDA	14 14	+0.104 +0.104	138.7
3	29 JUAN JOSE NUÑEZ	ESP	YAMAHA GV STRATOS	YAMAHA	12 12	+0.859 +0.755	137.6
4	7 ZECHARIAH K. DZEGEDE	USA	HONDA	1:47.420	11 11	+5.417 +4.558	131.8
No salidos							
3	OLA NESBAKKEN	ESP	YAMAHA TEAM SCANDINAVIA	YAMAHA			
4	JAVIER ARTIME	ESP	PROMORACING TEAM	YAMAHA			
10	UNAI ORRADRE	ESP	TEAM HONDA LAGLISSE	HONDA			
21	EDUARDO MONTERO	ESP	TEAM HONDA LAGLISSE	HONDA			
24	LEONARDO TACCINI	ITA	BMW EASYRACE TEAM				
33	EDUARDO MONTERO	ESP	TEAM HONDA LAGLISSE	HONDA			
37	COREY TINKER	GBR	CT RACING	YAMAHA			
53	DANIEL GONZALEZ	ESP	PS RACING TEAM	YAMAHA			
96	JAMIE W. DAVIS	GBR	BRITISH CARRERA TEAM	YAMAHA			

Hora de publicación:

Estado de pista: **SECO**

Race Director:	Timekeeper:
----------------	-------------



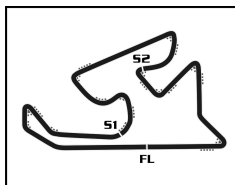


SBK
ESBK - CTO. ESPAÑA DE VELOCIDAD
ENT. LIBRES 1

Mejores tiempos de sector

Sector 1			Sector 2		Sector 3				Vuelta Ideal	Mejor Vuelta
Pos	Nº Piloto	Tiempo	Nº Piloto	Tiempo	Nº Piloto	Tiempo	Pos	Nº Piloto		
1	1 E.RABAT	26.451	1 E.RABAT	37.357	94 N.URAMOTO	36.243	1	1 E.RABAT	1:40.052	1:40.226 (1)
2	75 I.LOPES	26.648	75 I.LOPES	37.392	1 E.RABAT	36.244	2	75 I.LOPES	1:40.319	1:40.553 (2)
3	94 N.URAMOTO	26.812	94 N.URAMOTO	37.484	75 I.LOPES	36.279	3	94 N.URAMOTO	1:40.539	1:40.651 (3)
4	23 C.PONSSON	26.991	23 C.PONSSON	37.908	70 M.ALCOBA	36.400	4	70 M.ALCOBA	1:41.516	1:41.614 (4)
5	70 M.ALCOBA	27.039	2 G.ANTIGA	38.035	74 P.BIESIEKIRSKI	36.579	5	23 C.PONSSON	1:41.688	1:42.125 (7)
6	74 P.BIESIEKIRSKI	27.228	70 M.ALCOBA	38.077	2 G.ANTIGA	36.669	6	74 P.BIESIEKIRSKI	1:42.003	1:42.003 (5)
7	2 G.ANTIGA	27.403	74 P.BIESIEKIRSKI	38.196	23 C.PONSSON	36.789	7	2 G.ANTIGA	1:42.107	1:42.107 (6)
8	29 J.NUÑEZ	27.440	29 J.NUÑEZ	38.419	13 V.VALTONEN	36.822	8	29 J.NUÑEZ	1:42.862	1:42.862 (8)
9	13 V.VALTONEN	27.577	13 V.VALTONEN	38.608	29 J.NUÑEZ	37.003	9	13 V.VALTONEN	1:43.007	1:43.007 (9)
10	26 D.SAEZ	27.639	26 D.SAEZ	38.781	26 D.SAEZ	37.315	10	26 D.SAEZ	1:43.735	1:43.735 (10)
11	93 M.POULSEN	28.331	93 M.POULSEN	40.006	7 Z.DZEGEDE	38.183	11	93 M.POULSEN	1:46.541	1:46.541 (11)
12	7 Z.DZEGEDE	28.975	7 Z.DZEGEDE	40.101	93 M.POULSEN	38.204	12	7 Z.DZEGEDE	1:47.259	1:47.420 (12)



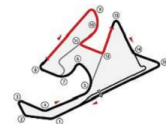



CIRCUITO DE NAVARRA 3.933 m.

SBK
ESBK - CTO. ESPAÑA DE VELOCIDAD
Después de ENT. LIBRES 1

Velocidad máxima del evento

Nº Piloto	Equipo	Moto	Clase	V.Max	Vit.	Sesión
1 ESTEVE RABAT		HONDA	SBK	279.8	23	ENT. LIBRES 1
23 CHRISTOPHE PONSSON	BMS RACETECH		SBK	277.6	5	ENT. LIBRES 1
75 IVO LOPES	BMW EASYRACE TEAM		SBK	275.5	5	ENT. LIBRES 1
29 JUAN JOSE NUÑEZ	YAMAHA GV STRATOS	YAMAHA	STCK1000	274.1	13	ENT. LIBRES 1
70 MARC ALCOBA	ANDOTRANS TEAM TORRENTÓ	YAMAHA	SBK	272.0	7	ENT. LIBRES 1
74 PIOTR BIESIEKIRSKI	FAU55 RACING - EUVIC	YAMAHA	STCK1000	272.0	8	ENT. LIBRES 1
94 NAOMICHI URAMOTO	JEG RACING	HONDA	SBK	268.0	9	ENT. LIBRES 1
2 GUILLAUME ANTIGA	JEG RACING	HONDA	STCK1000	265.4	14	ENT. LIBRES 1
26 DANIEL SAEZ	ALMA RACING TEAM		SBK	262.8	9	ENT. LIBRES 1
7 ZECHARIAH K. DZEGEDE		HONDA	STCK1000	260.9	10	ENT. LIBRES 1
13 VILLE VALTONEN	SENSETEC OY		SBK	257.1	16	ENT. LIBRES 1
93 MATHIAS POULSEN	YAMAHA TEAM SCANDINAVIA	YAMAHA	SBK	254.1	7	ENT. LIBRES 1

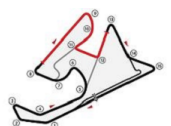





SBK
ESBK - CTO. ESPAÑA DE VELOCIDAD
ENT. LIBRES 1

Secuencia de vueltas rápidas

T. Sesión	Nº Piloto	Equipo	Moto	Clase	Tiempo	Km/h	Vlt.
4:40.234	2 GUILLAUME ANTIGA	JEG RACING	HONDA	STCK1000	1:50.728	127.9	2
6:29.091	2 GUILLAUME ANTIGA	JEG RACING	HONDA	STCK1000	1:48.857	130.1	3
7:12.230	13 VILLE VALTONEN	SENSETEC OY		SBK	1:48.158	130.9	3
8:59.504	13 VILLE VALTONEN	SENSETEC OY		SBK	1:47.274	132.0	4
9:17.382	1 ESTEVE RABAT		HONDA	SBK	1:44.812	135.1	4
11:00.929	1 ESTEVE RABAT		HONDA	SBK	1:43.547	136.7	5
12:43.843	1 ESTEVE RABAT		HONDA	SBK	1:42.914	137.6	6
14:26.024	1 ESTEVE RABAT		HONDA	SBK	1:42.181	138.6	7
16:07.746	1 ESTEVE RABAT		HONDA	SBK	1:41.722	139.2	8
21:13.373	1 ESTEVE RABAT		HONDA	SBK	1:41.370	139.7	11
26:48.254	75 IVO LOPES	BMW EASYRACE TEAM		SBK	1:40.662	140.7	3
28:59.396	94 NAOMICHI URAMOTO	JEG RACING	HONDA	SBK	1:40.660	140.7	6
30:12.152	75 IVO LOPES	BMW EASYRACE TEAM		SBK	1:40.553	140.8	5
36:25.128	1 ESTEVE RABAT		HONDA	SBK	1:40.226	141.3	20





SBK ESBK - CTO. ESPAÑA DE VELOCIDAD ENT. LIBRES 1

Vuelta a vuelta

— Vuelta invalidada


■ Mejor Personal

■ Mejor de la sesión

■ Cruzando por el pit lane

Vlt.	Tiempo	Sector 1	Sector 2	Sector 3	V.Max	T. Sesión	Vlt.	Tiempo	Sector 1	Sector 2	Sector 3	V.Max	T. Sesión		
1	ESTEVE RABAT						ESP	13	VILLE VALTONEN						FIN
							HONDA		SENSETEC OY						
1	2:59.153	1:33.686	44.679	40.788	194.2	2:59.153	1	3:32.645	2:04.977	46.481	41.187	148.4	3:32.645		
2	2:41.717 B	29.533	43.704	1:28.480	249.4	5:40.870	2	1:51.427	30.287	42.199	38.941	219.5	5:24.072		
3	1:51.700	33.157	40.324	38.219	203.8	7:32.570	3	1:48.158	29.001	40.913	38.244	235.8	7:12.230		
4	1:44.812	27.811	39.257	37.744	269.3	9:17.382	4	1:47.274	29.348	40.294	37.632	235.3	8:59.504		
5	1:43.547	27.665	38.708	37.174	265.4	11:00.929	5	1:45.798	28.462	39.906	37.430	243.8	10:45.302		
6	1:42.914	27.263	38.380	37.271	266.0	12:43.843	6	1:44.941	28.187	39.318	37.436	246.6	12:30.243		
7	1:42.181	27.128	38.259	36.794	270.7	14:26.024	7	1:44.614	28.136	39.344	37.134	243.8	14:14.857		
8	1:41.722	27.007	38.024	36.691	274.8	16:07.746	8	12:57.787 B	29.293	45.331	...	246.0	27:12.644		
9	1:41.918	26.952	38.119	36.847	274.8	17:49.664	9	1:57.550	38.679	41.007	37.864	143.0	29:10.194		
10	1:42.339	27.072	38.083	37.184	269.3	19:32.003	10	1:44.638	28.155	39.173	37.310	246.6	30:54.832		
11	1:41.370	26.912	37.738	36.720	273.4	21:13.373	11	1:43.619	27.773	38.870	36.976	251.7	32:38.451		
12	1:41.736	26.910	38.075	36.751	273.4	22:55.109	12	1:43.456	27.616	38.840	37.000	250.6	34:21.907		
13	1:41.400	26.908	37.818	36.674	272.7	24:36.509	13	1:43.649	27.863	38.807	36.979	252.3	36:05.556		
14	1:42.815	27.849	38.205	36.761	274.8	26:19.324	14	1:43.450	27.628	38.851	36.971	253.5	37:49.006		
15	1:40.909	26.753	37.801	36.355	268.7	28:00.233	15	1:43.007	27.577	38.608	36.822	255.9	39:32.013		
16	1:41.656	26.673	38.473	36.510	274.8	29:41.889									
17	1:40.783	26.711	37.651	36.421	276.9	31:22.672									
18	1:40.753	26.622	37.578	36.553	278.4	33:03.425									
19	1:41.477	26.647	37.425	37.405	278.4	34:44.902									
20	1:40.226	26.451	37.357	36.418	278.4	36:25.128									
21	1:40.374	26.455	37.559	36.360	276.2	38:05.502									
22	1:40.306	26.627	37.424	36.255	273.4	39:45.808									
23	1:40.518	26.475	37.799	36.244	279.8	41:26.326									
2	GUILAUME ANTIGA						FRA	23	CHRISTOPHE PONSSON						FRA
	JEG RACING						HONDA		BMS RACETECH						
1	2:49.506	1:26.655	43.228	39.623	146.3	2:49.506	1	25:53.402	...	41.146	39.039	188.8	25:53.402		
2	1:50.728	31.437	40.763	38.528	201.5	4:40.234	2	1:52.559	33.775	40.233	38.551	271.4	27:45.961		
3	1:48.857	30.519	40.438	37.900	223.6	6:29.091	3	1:44.455	28.075	38.766	37.614	263.4	29:30.416		
4	14:38.461 B	29.888	46.753	...	231.3	21:07.552	4	1:43.615	27.726	38.694	37.195	268.7	31:14.031		
5	2:08.365	36.808	53.682	37.875	122.4	23:15.917	5	1:50.209	32.584	39.033	38.592	277.6	33:04.240		
6	1:44.311	28.532	38.905	36.874	236.8	25:00.228	6	1:42.945	27.473	38.683	36.789	273.4	34:47.185		
7	1:42.932	27.779	38.416	36.737	251.7	26:43.160	7	1:42.125	26.991	38.294	36.840	274.1	36:29.310		
8	1:42.954	27.866	38.353	36.735	258.4	28:26.114	8	1:42.265	27.302	38.128	36.835	271.4	38:11.575		
9	1:47.373	29.805	40.585	36.983	259.6	30:13.487	9	1:42.256	27.119	38.145	36.992	272.0	39:53.831		
10	1:42.361	27.512	38.104	36.745	258.4	31:55.848	10	1:48.118	27.057	37.908	43.153	272.0	41:41.949		
11	3:15.556 B	28.828	39.512	2:07.216	241.6	35:11.404									
12	2:03.444	40.313	45.898	37.233	159.3	37:14.848									
13	1:43.649	27.920	38.822	36.907	250.0	38:58.497									
14	1:42.107	27.403	38.035	36.669	265.4	40:40.604									
7	ZECHARIAH K. DZEGEDE						USA	26	DANIEL SAEZ						ESP
	HONDA							ALMA RACING TEAM							
1	3:22.892	1:50.653	46.801	45.438	139.4	3:22.892	1	17:56.561	...	43.292	39.777	155.2	17:56.561		
2	1:55.785	31.988	42.590	41.207	223.1	5:18.677	2	1:48.351	29.628	40.304	38.419	247.1	19:44.912		
3	1:52.934	31.236	41.844	39.854	236.8	7:11.611	3	1:47.310	30.494	39.185	37.631	249.4	21:32.222		
4	1:52.614	30.613	42.215	39.786	248.3	9:04.225	4	1:44.624	28.184	38.986	37.454	254.7	23:16.846		
5	13:26.338 B	34.372	43.399	...	254.1	22:30.563	5	9:42.932 B	27.992	39.115	8:35.825	254.1	32:59.778		
6	2:04.170	42.447	42.064	39.659	132.5	24:34.733	6	1:55.109	35.495	40.673	38.941	167.7	34:54.887		
7	1:50.447	30.267	41.099	39.081	252.9	26:25.180	7	1:49.566	30.357	41.271	37.938	219.5	36:44.453		
8	1:49.181	29.370	41.009	38.802	252.3	28:14.361	8	1:44.945	27.985	39.538	37.422	246.6	38:29.398		
9	1:47.954	29.627	40.111	38.216	258.4	30:02.315	9	1:43.735	27.639	38.781	37.315	262.8	40:13.133		
10	1:47.511	29.145	40.101	38.265	260.9	31:49.826									
11	1:47.420	28.975	40.262	38.183	257.8	33:37.246									
29	JUAN JOSE NUÑEZ						ESP	29	JUAN JOSE NUÑEZ						ESP
	YAMAHA							YAMAHA GV STRATOS							
1	8:07.023	6:39.731	45.448	41.844	145.4	8:07.023	1	8:07.023	6:39.731	45.448	41.844	145.4	8:07.023		
2	1:52.463	30.889	42.230	39.344	246.0	9:59.486	2	1:52.463	30.889	42.230	39.344	246.0	9:59.486		
3	1:50.047	29.946	41.170	38.931	234.8	11:49.533	3	1:50.047	29.946	41.170	38.931	234.8	11:49.533		
4	1:47.876	28.891	40.199	38.786	262.1	13:37.409	4	1:47.876	28.891	40.199	38.786	262.1	13:37.409		
5	1:46.104	28.593	39.569	37.942	265.4	15:23.513	5	1:46.104	28.593	39.569	37.942	265.4	15:23.513		
6	12:25.281 B	28.378	39.983	...	252.3	27:48.794	6	12:25.281 B	28.378	39.983	...	252.3	27:48.794		
7	1:56.202	37.628	40.506	38.068	162.4	29:44.996	7	1:56.202	37.628	40.506	38.068	162.4	29:44.996		
8	1:44.955	28.089	39.154	37.712	259.0	31:29.951	8	1:44.955	28.089	39.154	37.712	259.0	31:29.951		
9	1:43.997	27.835	38.909	37.253	264.1	33:13.948	9	1:43.997	27.835	38.909	37.253	264.1	33:13.948		
10	1:44.205	27.725	39.186	37.294	268.0	34:58.153	10	1:44.205	27.725	39.186	37.294	268.0	34:58.153		
11	1:44.086	27.852	39.152	37.082	262.8	36:42.239	11	1:44.086	27.852	39.152	37.082	262.8	36:42.239		

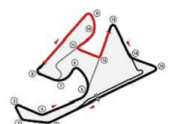





SBK
ESBK - CTO. ESPAÑA DE VELOCIDAD
ENT. LIBRES 1

Vuelta a vuelta

— Vuelta invalidada							■ Mejor Personal		■ Mejor de la sesión		■ Cruzando por el pit lane			
Vlt.	Tiempo	Sector 1	Sector 2	Sector 3	V.Max	T. Sesión	Vlt.	Tiempo	Sector 1	Sector 2	Sector 3	V.Max	T. Sesión	
70	MARC ALCOBA ESP													
	ANDOTRANS TEAM TORRENTÓ													
1	28:01.216	...	46.954	5:17.172	185.2	28:01.216								
2	1:54.529	35.263	40.877	38.389	197.1	29:55.745								
3	1:45.822	29.136	39.389	37.297	251.2	31:41.567								
4	1:43.738	27.929	38.894	36.915	261.5	33:25.305								
5	1:42.734	27.623	38.503	36.608	263.4	35:08.039								
6	1:41.614	27.082	38.132	36.400	270.7	36:49.653								
7	1:41.874	27.106	38.077	36.691	272.0	38:31.527								
8	1:41.658	27.039	38.091	36.528	268.7	40:13.185								
74	PIOTR BIESIEKIRSKI POL													
	FAU55 RACING - EUVIC													
1	10:44.707	B	2:13.459	44.555	7:46.693	162.2	10:44.707							
2	2:00.210	39.078	41.945	39.187	164.4	12:44.917								
3	1:46.360	28.957	39.531	37.872	237.4	14:31.277								
4	1:45.830	28.871	39.193	37.766	245.5	16:17.107								
5	1:44.873	28.545	38.887	37.441	243.8	18:01.980								
6	1:44.785	28.322	39.126	37.337	253.5	19:46.765								
7	1:43.641	27.944	38.439	37.258	263.4	21:30.406								
8	1:44.035	27.867	38.848	37.320	272.0	23:14.441								
9	1:43.313	27.765	38.660	36.888	269.3	24:57.754								
10	1:43.558	27.924	38.548	37.086	262.1	26:41.312								
11	1:43.795	27.937	38.774	37.084	262.8	28:25.107								
12	6:56.637	B	27.841	38.649	5:50.147	257.8	35:21.744							
13	1:49.847	34.039	38.799	37.009	171.7	37:11.591								
14	1:42.886	27.461	38.615	36.810	262.8	38:54.477								
15	1:42.003	27.228	38.196	36.579	268.7	40:36.480								
75	IVO LOPES POR													
	BMW EASYRACE TEAM													
1	23:26.149	...	40.217	37.176	178.2	23:26.149								
2	1:41.443	27.220	37.715	36.508	271.4	25:07.592								
3	1:40.662	26.769	37.614	36.279	273.4	26:48.254								
4	1:43.345	27.375	38.636	37.334	274.8	28:31.599								
5	1:40.553	26.648	37.392	36.513	275.5	30:12.152								
93	MATHIAS POULSEN DEN													
	YAMAHA TEAM SCANDINAVIA													
1	10:11.999	8:42.943	46.961	42.095	48.3	10:11.999								
2	1:56.908	31.719	44.257	40.932	218.2	12:08.907								
3	1:53.993	30.934	43.127	39.932	224.5	14:02.900								
4	1:51.559	30.036	42.127	39.396	239.5	15:54.459								
5	1:49.845	29.424	41.468	38.953	246.6	17:44.304								
6	1:48.812	29.090	41.034	38.688	247.7	19:33.116								
7	1:48.049	28.794	40.697	38.558	254.1	21:21.165								
8	10:11.043	B	29.510	41.892	8:59.641	240.5	31:32.208							
9	2:03.374	41.645	42.490	39.239	83.2	33:35.582								
10	1:48.728	29.017	41.043	38.668	246.6	35:24.310								
11	1:47.325	28.444	40.410	38.471	250.0	37:11.635								
12	1:47.429	28.681	40.427	38.321	237.4	38:59.064								
13	1:46.541	28.331	40.006	38.204	253.5	40:45.605								
94	NAOMICHI URAMOTO JPN													
	JEG RACING													

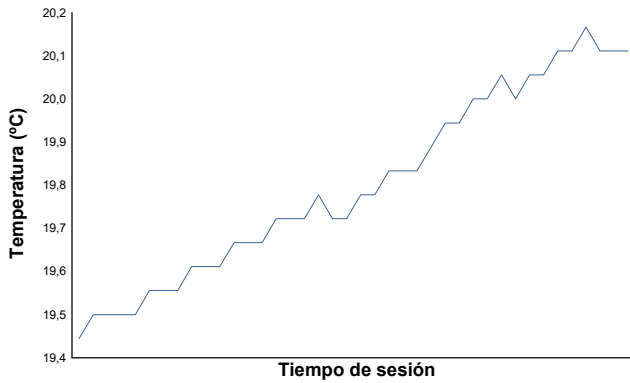




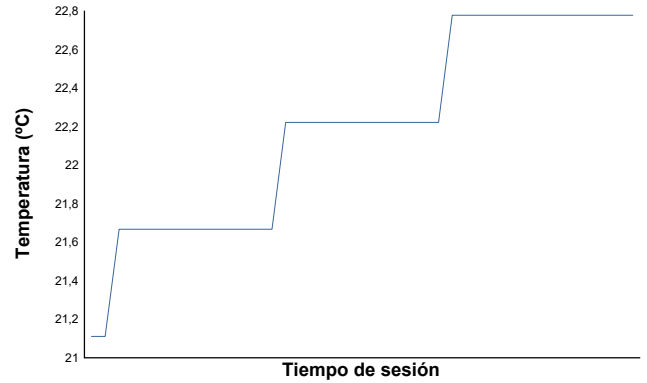
ESBK - CTO. ESPAÑA DE VELOCIDAD
SBK
ENT. LIBRES 1

Informe meteorológico

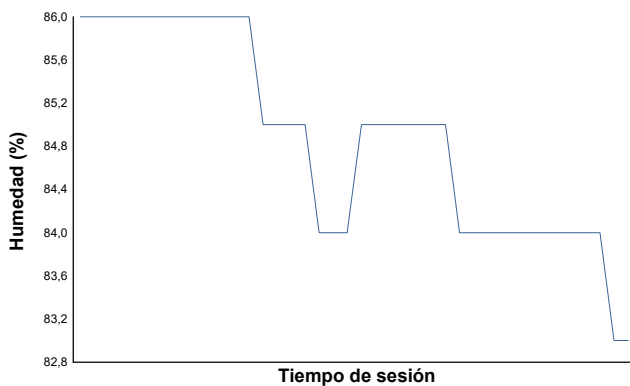
Temperatura del Aire



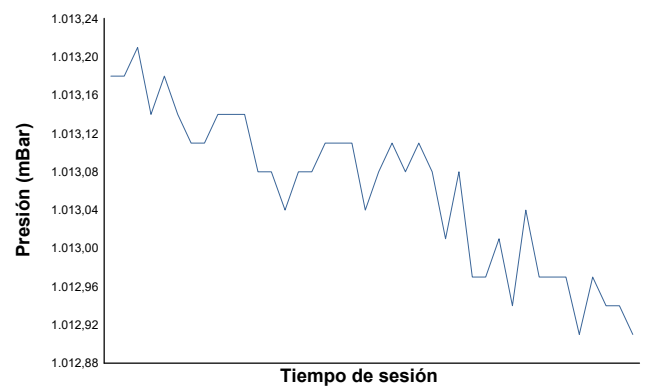
Temperatura de la Pista



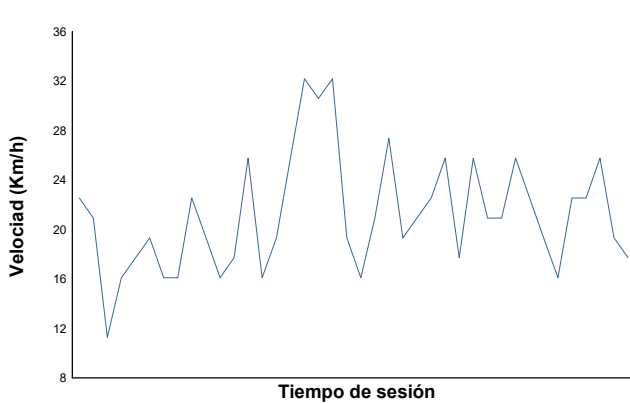
Humedad



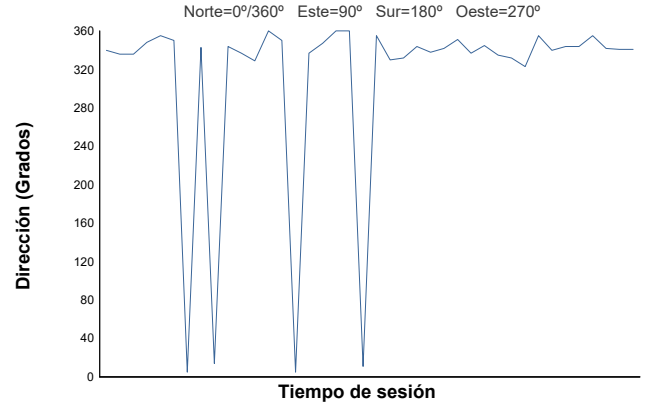
Presión



Velocidad del viento



Dirección del viento



Estado de pista: **SECO**

