

CIRCUITO DE NAVARRA 3.933 m.

SBK
ESBK - CTO. ESPAÑA DE VELOCIDAD
ENT. CRONOMETRADO

Clasificación

Nº Piloto	Nac	Equipo	Moto	Neum	Cl.	Tiempo	Vlt.	Total	Dif.	Km/h
1 75	IVO LOPES	PRT BMW EASYRACE TEAM		Dunlop	SBK	1:38.749	8	12	-	- 143.4
2 40	ROMAN RAMOS	ESP KAWASAKI PALMETO PL RACING	KAWASAKI	Pirelli	SBK	1:39.133	8	13	+0.384	+0.384 142.8
3 99	OSCAR GUTIERREZ	ESP TEAM HONDA LAGLISSE	HONDA	Dunlop	SBK	1:39.259	5	13	+0.510	+0.126 142.6
4 70	MARC ALCOBA	ESP ANDOTRANS TEAM TORRENTÓ	YAMAHA	Dunlop	SBK	1:39.461	13	13	+0.712	+0.202 142.4
5 10	UNAI ORRADRE	ESP TEAM HONDA LAGLISSE	HONDA	Dunlop	STCK10C	1:39.505	4	11	+0.756	+0.044 142.3
6 94	NAOMICHI URAMOTO	JPN JEG RACING	HONDA	Pirelli	SBK	1:39.539	13	13	+0.790	+0.034 142.2
7 2	GUILLAUME ANTIGA	FRA JEG RACING	HONDA	Pirelli	STCK10C	1:39.596	11	13	+0.847	+0.057 142.2
8 1	ESTEVE RABAT	ESP TR53 RACING TEAM	HONDA		SBK	1:39.791	15	17	+1.042	+0.195 141.9
9 23	CHRISTOPHE PONSSON	FRA BMS RACETECH	BMW	Dunlop	SBK	1:39.820	10	15	+1.071	+0.029 141.8
10 74	PIOTR BIESIEKIRSKI	POL FAU55 RACING - EUVIC	YAMAHA	Dunlop	STCK10C	1:40.043	9	14	+1.294	+0.223 141.5
11 53	DANIEL GONZALEZ	ESP PS RACING TEAM	YAMAHA	Pirelli	STCK10C	1:40.066	12	13	+1.317	+0.023 141.5
12 24	LEONARDO TACCINI	ITA BMW EASYRACE TEAM		Dunlop	STCK10C	1:40.391	10	13	+1.642	+0.325 141.0
13 26	DANIEL SAEZ	ESP ALMA RACING TEAM			SBK	1:40.397	5	13	+1.648	+0.006 141.0
14 96	JAMIE W. DAVIS	GBR SRT	YAMAHA	Pirelli	STCK10C	1:40.607	9	10	+1.858	+0.210 140.7
15 13	VILLE VALTONEN	FIN SENSETEC OY			SBK	1:41.019	13	13	+2.270	+0.412 140.2
16 21	EDUARDO MONTERO	ESP TEAM HONDA LAGLISSE	HONDA	Dunlop	STCK10C	1:41.160	7	12	+2.411	+0.141 140.0
17 29	JUAN JOSE NUÑEZ	ESP YAMAHA GV STRATOS	YAMAHA	Pirelli	STCK10C	1:41.788	10	11	+3.039	+0.628 139.1
18 93	MATHIAS POULSEN	DNK YAMAHA TEAM SCANDINAVIA	YAMAHA	Pirelli	SBK	1:43.038	5	13	+4.289	+1.250 137.4
19 4	JAVIER ARTIME	ESP PROMORACING TEAM	YAMAHA		STCK10C	1:43.332	10	14	+4.583	+0.294 137.0
20 3	OLA NESBAKKEN	ESP YAMAHA TEAM SCANDINAVIA	YAMAHA	Dunlop	STCK10C	1:43.546	8	17	+4.797	+0.214 136.7
21 7	ZECHARIAH K. DZEGEDE	USA JEG RACING	HONDA	Pirelli	STCK10C	1:43.664	12	13	+4.915	+0.118 136.6

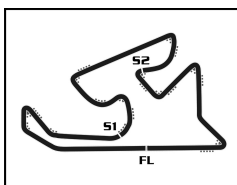
Vuelta rápida: Vlt. 8 IVO LOPES 1:38.749 143.4 Km/h

Hora de publicación:

Estado de pista: **SECO**

Race Director: Maximo Guerrero	Timekeeper: Juan Carlos Jodra
--	---





CIRCUITO DE NAVARRA 3.933 m.

SBK
ESBK - CTO. ESPAÑA DE VELOCIDAD
ENT. CRONOMETRADO

Clasificación por Clase


Nº Piloto	Nac	Equipo	Moto	Tiempo	Vlt. Total	Dif.	Km/h
SBK							
1	75	IVO LOPES	PRT	BMW EASYRACE TEAM	1:38.749	8 12	143.4
2	40	ROMAN RAMOS	ESP	KAWASAKI PALMETO PL RACING	1:39.133	8 13	+0.384 +0.384 142.8
3	99	OSCAR GUTIERREZ	ESP	TEAM HONDA LAGLISSE	1:39.259	5 13	+0.510 +0.126 142.6
4	70	MARC ALCOBA	ESP	ANDOTRANS TEAM TORRENTÓ	1:39.461	13 13	+0.712 +0.202 142.4
5	94	NAOMICHI URAMOTO	JPN	JEG RACING	1:39.539	13 13	+0.790 +0.078 142.2
6	1	ESTEVE RABAT	ESP	TR53 RACING TEAM	1:39.791	15 17	+1.042 +0.252 141.9
7	23	CHRISTOPHE PONSSON	FRA	BMS RACETECH	1:39.820	10 15	+1.071 +0.029 141.8
8	26	DANIEL SAEZ	ESP	ALMA RACING TEAM	1:40.397	5 13	+1.648 +0.577 141.0
9	13	VILLE VALTONEN	FIN	SENSETEC OY	1:41.019	13 13	+2.270 +0.622 140.2
10	93	MATHIAS POULSEN	DNK	YAMAHA TEAM SCANDINAVIA	1:43.038	5 13	+4.289 +2.019 137.4
STCK1000							
1	10	UNAI ORRADRE	ESP	TEAM HONDA LAGLISSE	1:39.505	4 11	142.3
2	2	GUILLAUME ANTIGA	FRA	JEG RACING	1:39.596	11 13	+0.091 +0.091 142.2
3	74	PIOTR BIESIEKIRSKI	POL	FAU55 RACING - EUVIC	1:40.043	9 14	+0.538 +0.447 141.5
4	53	DANIEL GONZALEZ	ESP	PS RACING TEAM	1:40.066	12 13	+0.561 +0.023 141.5
5	24	LEONARDO TACCINI	ITA	BMW EASYRACE TEAM	1:40.391	10 13	+0.886 +0.325 141.0
6	96	JAMIE W. DAVIS	GBR	SRT	1:40.607	9 10	+1.102 +0.216 140.7
7	21	EDUARDO MONTERO	ESP	TEAM HONDA LAGLISSE	1:41.160	7 12	+1.655 +0.553 140.0
8	29	JUAN JOSE NUÑEZ	ESP	YAMAHA GV STRATOS	1:41.788	10 11	+2.283 +0.628 139.1
9	4	JAVIER ARTIME	ESP	PROMORACING TEAM	1:43.332	10 14	+3.827 +1.544 137.0
10	3	OLA NESBAKKEN	ESP	YAMAHA TEAM SCANDINAVIA	1:43.546	8 17	+4.041 +0.214 136.7
11	7	ZECHARIAH K. DZEGEDE	USA	JEG RACING	1:43.664	12 13	+4.159 +0.118 136.6

Hora de publicación:

Estado de pista: **SECO**

Race Director: Maximo Guerrero	Timekeeper: Juan Carlos Jodra
--	---



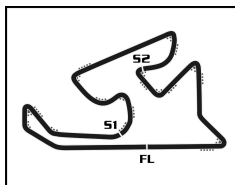


SBK
ESBK - CTO. ESPAÑA DE VELOCIDAD
ENT. CRONOMETRADO

Mejores tiempos de sector

Sector 1			Sector 2		Sector 3		Pos	Nº Piloto	Vuelta Ideal	Mejor Vuelta
Pos	Nº Piloto	Tiempo	Nº Piloto	Tiempo	Nº Piloto	Tiempo				
1	75 I.LOPES	26.017	40 R.RAMOS	36.821	10 U.ORRADRE	35.641	1	75 I.LOPES	1:38.581	1:38.749 (1)
2	70 M.ALCOBA	26.236	75 I.LOPES	36.900	75 I.LOPES	35.664	2	40 R.RAMOS	1:38.948	1:39.133 (2)
3	99 O.GUTIERREZ	26.240	94 N.URAMOTO	36.980	2 G.ANTIGA	35.697	3	99 O.GUTIERREZ	1:39.179	1:39.259 (3)
4	40 R.RAMOS	26.270	99 O.GUTIERREZ	37.027	40 R.RAMOS	35.857	4	70 M.ALCOBA	1:39.234	1:39.461 (4)
5	1 E.RABAT	26.379	70 M.ALCOBA	37.124	74 P.BIESIEKIRSKI	35.873	5	10 U.ORRADRE	1:39.299	1:39.505 (5)
6	94 N.URAMOTO	26.380	53 D.GONZALEZ	37.177	70 M.ALCOBA	35.874	6	94 N.URAMOTO	1:39.352	1:39.539 (6)
7	10 U.ORRADRE	26.408	2 G.ANTIGA	37.197	99 O.GUTIERREZ	35.912	7	2 G.ANTIGA	1:39.426	1:39.596 (7)
8	96 J.DAVIS	26.492	10 U.ORRADRE	37.250	94 N.URAMOTO	35.992	8	1 E.RABAT	1:39.724	1:39.791 (8)
9	24 L.TACCINI	26.501	1 E.RABAT	37.259	23 C.PONSSON	36.025	9	74 P.BIESIEKIRSKI	1:39.758	1:40.043 (10)
10	23 C.PONSSON	26.512	23 C.PONSSON	37.259	1 E.RABAT	36.086	10	23 C.PONSSON	1:39.796	1:39.820 (9)
11	2 G.ANTIGA	26.532	26 D.SAEZ	37.296	53 D.GONZALEZ	36.135	11	53 D.GONZALEZ	1:39.858	1:40.066 (11)
12	53 D.GONZALEZ	26.546	74 P.BIESIEKIRSKI	37.336	24 L.TACCINI	36.157	12	26 D.SAEZ	1:40.185	1:40.397 (13)
13	74 P.BIESIEKIRSKI	26.549	24 L.TACCINI	37.591	26 D.SAEZ	36.158	13	24 L.TACCINI	1:40.249	1:40.391 (12)
14	21 E.MONTERO	26.602	96 J.DAVIS	37.647	96 J.DAVIS	36.307	14	96 J.DAVIS	1:40.446	1:40.607 (14)
15	26 D.SAEZ	26.731	13 V.VALTONEN	37.723	13 V.VALTONEN	36.342	15	13 V.VALTONEN	1:41.000	1:41.019 (15)
16	29 J.NUÑEZ	26.858	29 J.NUÑEZ	37.840	21 E.MONTERO	36.516	16	21 E.MONTERO	1:41.094	1:41.160 (16)
17	13 V.VALTONEN	26.935	21 E.MONTERO	37.976	29 J.NUÑEZ	36.532	17	29 J.NUÑEZ	1:41.230	1:41.788 (17)
18	4 J.ARTIME	26.994	93 M.POULSEN	38.545	7 Z.DZEGEDE	37.015	18	93 M.POULSEN	1:42.891	1:43.038 (18)
19	93 M.POULSEN	27.183	3 O.NESBAKKEN	38.686	93 M.POULSEN	37.163	19	4 J.ARTIME	1:42.930	1:43.332 (19)
20	3 O.NESBAKKEN	27.227	4 J.ARTIME	38.753	4 J.ARTIME	37.183	20	3 O.NESBAKKEN	1:43.223	1:43.546 (20)
21	7 Z.DZEGEDE	27.839	7 Z.DZEGEDE	38.781	3 O.NESBAKKEN	37.310	21	7 Z.DZEGEDE	1:43.635	1:43.664 (21)



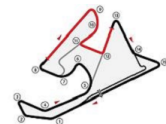


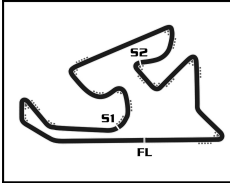
CIRCUITO DE NAVARRA 3.933 m.

SBK
ESBK - CTO. ESPAÑA DE VELOCIDAD
Después de ENT. CRONOMETRADO

Velocidad máxima del evento

Nº Piloto	Equipo	Moto	Clase	V.Max	Vit.	Sesión
23 CHRISTOPHE PONSSON	BMS RACETECH	BMW	SBK	286.5	3	ENT. CRONOMETRADO
29 JUAN JOSE NUÑEZ	YAMAHA GV STRATOS	YAMAHA	STCK1000	281.2	12	ENT. CRONOMETRADO
70 MARC ALCOBA	ANDOTRANS TEAM TORRENTÓ	YAMAHA	SBK	281.2	4	ENT. CRONOMETRADO
75 IVO LOPES	BMW EASYRACE TEAM		SBK	281.2	6	ENT. CRONOMETRADO
1 ESTEVE RABAT	TR53 RACING TEAM	HONDA	SBK	279.8	23	ENT. LIBRES 1
21 EDUARDO MONTERO	TEAM HONDA LAGLISSE	HONDA	STCK1000	279.1	5	ENT. CRONOMETRADO
10 UNAI ORRADRE	TEAM HONDA LAGLISSE	HONDA	STCK1000	278.4	5	ENT. CRONOMETRADO
2 GUILLAUME ANTIGA	JEG RACING	HONDA	STCK1000	277.6	12	ENT. CRONOMETRADO
99 OSCAR GUTIERREZ	TEAM HONDA LAGLISSE	HONDA	SBK	277.6	13	ENT. CRONOMETRADO
96 JAMIE W. DAVIS	SRT	YAMAHA	STCK1000	276.9	10	ENT. CRONOMETRADO
26 DANIEL SAEZ	ALMA RACING TEAM		SBK	276.2	13	ENT. LIBRES 2
74 PIOTR BIESIEKIRSKI	FAU55 RACING - EUVIC	YAMAHA	STCK1000	276.2	12	ENT. LIBRES 2
24 LEONARDO TACCINI	BMW EASYRACE TEAM		STCK1000	274.1	13	ENT. CRONOMETRADO
53 DANIEL GONZALEZ	PS RACING TEAM	YAMAHA	STCK1000	274.1	5	ENT. CRONOMETRADO
40 ROMAN RAMOS	KAWASAKI PALMETO PL RACING	KAWASAKI	SBK	272.0	3	ENT. CRONOMETRADO
3 OLA NESBAKKEN	YAMAHA TEAM SCANDINAVIA	YAMAHA	STCK1000	270.0	17	ENT. CRONOMETRADO
4 JAVIER ARTIME	PROMORACING TEAM	YAMAHA	STCK1000	270.0	3	ENT. CRONOMETRADO
94 NAOMICHI URAMOTO	JEG RACING	HONDA	SBK	270.0	8	ENT. CRONOMETRADO
93 MATHIAS POULSEN	YAMAHA TEAM SCANDINAVIA	YAMAHA	SBK	269.3	13	ENT. CRONOMETRADO
7 ZECHARIAH K. DZEGEDE	JEG RACING	HONDA	STCK1000	266.7	2	ENT. CRONOMETRADO
13 VILLE VALTONEN	SENSETEC OY		SBK	262.1	9	ENT. CRONOMETRADO






CIRCUITO DE NAVARRA 3.933 m.

SBK
ESBK - CTO. ESPAÑA DE VELOCIDAD
ENT. CRONOMETRADO

Secuencia de vueltas rápidas

T. Sesión	Nº Piloto	Equipo	Moto	Clase	Tiempo	Km/h	Vlt.
4:04.641	24 LEONARDO TACCINI	BMW EASYRACE TEAM		STCK1000	1:44.081	136.0	2
4:13.987	29 JUAN JOSE NUÑEZ	YAMAHA GV STRATOS	YAMAHA	STCK1000	1:42.473	138.2	2
4:14.028	26 DANIEL SAEZ	ALMA RACING TEAM		SBK	1:41.754	139.1	2
4:14.469	23 CHRISTOPHE PONSSON	BMS RACETECH	BMW	SBK	1:41.332	139.7	2
4:17.934	10 UNAI ORRADRE	TEAM HONDA LAGLISSE	HONDA	STCK1000	1:40.669	140.6	2
4:44.541	70 MARC ALCOBA	ANDOTRANS TEAM TORRENTÓ	YAMAHA	SBK	1:40.143	141.4	2
4:49.646	75 IVO LOPES	BMW EASYRACE TEAM		SBK	1:39.244	142.7	2
6:28.647	75 IVO LOPES	BMW EASYRACE TEAM		SBK	1:39.001	143.0	3
9:53.507	75 IVO LOPES	BMW EASYRACE TEAM		SBK	1:38.982	143.0	5
24:22.444	75 IVO LOPES	BMW EASYRACE TEAM		SBK	1:38.749	143.4	8





SBK
ESBK - CTO. ESPAÑA DE VELOCIDAD
ENT. CRONOMETRADO

Vuelta a vuelta


— Vuelta invalidada


■ Mejor Personal

■ Mejor de la sesión

■ Cruzando por el pit lane

Vlt.	Tiempo	Sector 1	Sector 2	Sector 3	V.Max	T. Sesión	Vlt.	Tiempo	Sector 1	Sector 2	Sector 3	V.Max	T. Sesión
1	ESTEVE RABAT					ESP	4	JAVIER ARTIME					ESP
	TR53 RACING TEAM					HONDA		PROMORACING TEAM					YAMAHA
1	3:01.643	1:46.144	38.657	36.842	198.2	3:01.643	1	2:33.631	1:14.028	40.544	39.059	161.4	2:33.631
2	1:41.008	26.937	37.691	36.380	271.4	4:42.651	2	1:45.096	27.662	39.024	38.410	260.9	4:18.727
3	1:40.090	26.456	37.460	36.174	268.7	6:22.741	3	1:43.707	27.193	38.923	37.591	270.0	6:02.434
4	1:47.963	26.580	44.631	36.752	272.7	8:10.704	4	1:44.010	26.994	39.086	37.930	268.0	7:46.444
5	1:40.135	26.389	37.498	36.248	271.4	9:50.839	5	1:45.513	28.791	39.118	37.604	265.4	9:31.957
6	1:40.675	26.531	37.716	36.428	275.5	11:31.514	6	7:23.647 B	27.713	39.263	6:16.671	260.2	16:55.604
7	2:36.014	1:21.152	38.251	36.611	274.1	14:07.528	7	1:57.492	37.831	41.419	38.242	152.5	18:53.096
8	1:40.962	26.757	37.616	36.589	272.0	15:48.490	8	1:47.496	29.767	40.095	37.634	266.7	20:40.592
9	1:40.791	26.694	37.673	36.424	264.1	17:29.281	9	1:44.763	27.987	39.540	37.236	261.5	22:25.355
10	1:40.441	26.535	37.602	36.304	272.7	19:09.722	10	1:43.332	27.222	38.837	37.273	268.0	24:08.687
11	1:40.121	26.461	37.497	36.163	270.0	20:49.843	11	1:44.553	28.603	38.767	37.183	266.7	25:53.240
12	1:40.938	26.523	37.676	36.739	274.8	22:30.781	12	1:45.231	28.384	38.753	38.094	261.5	27:38.471
13	1:42.471	28.244	37.723	36.504	275.5	24:13.252	13	1:44.256	27.881	38.977	37.398	260.9	29:22.727
14	1:40.131	26.379	37.587	36.165	271.4	25:53.383	14	1:43.868	27.263	39.301	37.304	268.0	31:06.595
15	1:39.791	26.446	37.259	36.086	276.9	27:33.174							
16	1:39.803	26.404	37.312	36.087	270.0	29:12.977							
17	1:42.176	26.416	37.446	38.314	274.8	30:55.153							
2	GUILLAUME ANTIGA					FRA	7	ZECHARIAH K. DZEGEDE					USA
	JEG RACING					HONDA		JEG RACING					HONDA
1	2:21.670	59.755	41.667	40.248	157.2	2:21.670	1	2:34.697	1:15.062	40.939	38.696	144.8	2:34.697
2	1:55.085	27.603	39.591	47.891	257.8	4:16.755	2	1:45.942	28.493	39.777	37.672	266.7	4:20.639
3	1:40.552	26.717	37.387	36.448	269.3	5:57.307	3	1:45.993	28.562	39.815	37.616	259.6	6:06.632
4	1:41.001	26.721	37.893	36.387	266.0	7:38.308	4	1:44.557	27.854	39.254	37.449	266.0	7:51.189
5	1:40.256	26.627	37.418	36.211	266.7	9:18.564	5	1:44.717	28.210	39.104	37.403	264.7	9:35.906
6	1:40.062	26.688	37.357	36.017	273.4	10:58.626	6	1:45.355	28.428	39.308	37.619	259.0	11:21.261
7	8:16.231 B	35.280	41.923	6:59.028	272.0	19:14.857	7	9:12.184 B	34.588	47.203	7:50.393	265.4	20:33.445
8	2:15.723	54.051	44.233	37.439	89.7	21:30.580	8	1:58.145	40.081	40.154	37.910	90.2	22:31.590
9	1:39.740	26.816	37.197	35.727	268.0	23:10.320	9	1:45.183	28.427	39.165	37.591	266.0	24:16.773
10	1:40.326	26.532	37.453	36.341	276.2	24:50.646	10	1:44.391	28.333	38.943	37.115	260.2	26:01.164
11	1:39.596	26.608	37.291	35.697	266.0	26:30.242	11	1:44.178	28.092	38.781	37.305	264.1	27:45.342
12	1:56.692	37.476	37.571	41.645	277.6	28:26.934	12	1:43.664	27.839	38.810	37.015	259.0	29:29.006
13	1:47.322	33.451	37.579	36.292	255.3	30:14.256	13	1:44.090	27.898	38.964	37.228	264.1	31:13.096
3	OLA NESBAKKEN					ESP	10	UNAI ORRADRE					ESP
	YAMAHA TEAM SCANDINAVIA					YAMAHA		TEAM HONDA LAGLISSE					HONDA
1	2:48.855	1:28.404	41.738	38.713	171.2	2:48.855	1	2:37.265	1:20.718	39.354	37.193	150.4	2:37.265
2	1:46.835	28.450	40.292	38.093	251.7	4:35.690	2	1:40.669	26.514	37.881	36.274	272.0	4:17.934
3	1:45.215	27.840	39.615	37.760	257.8	6:20.905	3	1:44.024	28.900	38.786	36.338	274.8	6:01.958
4	1:44.843	27.596	39.565	37.682	256.5	8:05.748	4	1:39.505	26.493	37.371	35.641	273.4	7:41.463
5	1:43.915	27.392	39.205	37.318	261.5	9:49.663	5	1:41.784	26.563	39.119	36.102	278.4	9:23.247
6	1:45.022	27.227	39.417	38.378	267.3	11:34.685	6	1:39.683	26.408	37.250	36.025	274.1	11:02.930
7	1:43.749	27.491	38.896	37.362	263.4	13:18.434	7	11:35.631 B	26.841	38.262	...	270.7	22:38.561
8	1:43.546	27.521	38.715	37.310	264.7	15:01.980	8	2:09.437	43.867	44.654	40.916	99.9	24:47.998
9	1:43.594	27.470	38.735	37.389	266.7	16:45.574	9	1:50.069	31.383	38.445	40.241	230.3	26:38.067
10	1:43.771	27.585	38.809	37.377	268.7	18:29.345	10	1:45.716	27.088	38.360	40.268	267.3	28:23.783
11	2:26.426 B	27.389	38.686	1:20.351	266.0	20:55.771	11	1:41.764	26.705	38.519	36.540	269.3	30:05.547
12	1:52.708	35.693	39.156	37.859	163.1	22:48.479							
13	1:49.704	29.163	42.926	37.615	247.7	24:38.183							
14	1:44.391	27.619	39.218	37.554	263.4	26:22.574							
15	1:44.110	27.561	39.000	37.549	266.0	28:06.684							
16	1:44.271	27.450	39.316	37.505	266.7	29:50.955							
17	1:43.878	27.418	38.927	37.533	270.0	31:34.833							
13	VILLE VALTONEN					FIN	13	VILLE VALTONEN					FIN
	SENSETEC OY							SENSETEC OY					
1	2:59.060	1:33.038	42.027	43.995	114.5	2:59.060	1	2:59.060	1:33.038	42.027	43.995	114.5	2:59.060
2	1:51.543	32.225	40.518	38.800	236.8	4:50.603	2	1:51.543	32.225	40.518	38.800	236.8	4:50.603
3	1:42.716	27.509	38.407	36.800	247.1	6:33.319	3	1:42.716	27.509	38.407	36.800	247.1	6:33.319
4	1:42.429	27.386	38.504	36.539	258.4	8:15.748	4	1:42.429	27.386	38.504	36.539	258.4	8:15.748
5	1:42.032	27.305	38.147	36.580	254.1	9:57.780	5	1:42.032	27.305	38.147	36.580	254.1	9:57.780
6	3:38.935 B	27.455	38.300	2:33.180	260.9	13:36.715	6	3:38.935 B	27.455	38.300	2:33.180	260.9	13:36.715
7	1:54.129	37.377	39.625	37.127	133.5	15:30.844	7	1:54.129	37.377	39.625	37.127	133.5	15:30.844



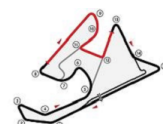



SBK
ESBK - CTO. ESPAÑA DE VELOCIDAD
ENT. CRONOMETRADO

Vuelta a vuelta

— Vuelta invalidada ■ Mejor Personal ■ Mejor de la sesión B Cruzando por el pit lane

Vlt.	Tiempo	Sector 1	Sector 2	Sector 3	V.Max	T. Sesión	Vlt.	Tiempo	Sector 1	Sector 2	Sector 3	V.Max	T. Sesión	
8	1:41.639	27.023	38.175	36.441	261.5	17:12.483	20 DANIEL SAEZ ALMA RACING TEAM	1	2:32.274	1:14.777	39.693	37.804	159.8	2:32.274
9	1:41.497	27.130	38.025	36.342	262.1	18:53.980		2	1:41.754	26.831	38.209	36.714	268.0	4:14.028
10	5:41.423 B	30.195	42.388	4:28.840	251.2	24:35.403		3	1:41.274	26.879	37.984	36.411	273.4	5:55.302
11	2:07.943	42.237	48.598	37.108	120.7	26:43.346		4	1:40.793	26.852	37.783	36.158	258.4	7:36.095
12	1:41.826	27.344	37.989	36.493	259.0	28:25.172		5	1:40.397	26.731	37.382	36.284	264.7	9:16.492
13	1:41.019	26.935	37.723	36.361	261.5	30:06.191		6	1:48.776	31.478	40.331	36.967	258.4	11:05.268
								7	1:40.916	26.892	37.445	36.579	268.0	12:46.184
								8	7:38.718 B	28.577	40.178	6:29.963	258.4	20:24.902
								9	1:49.251	33.859	38.426	36.966	174.8	22:14.153
								10	1:41.082	27.018	37.575	36.489	269.3	23:55.235
								11	3:32.513 B	27.619	38.104	2:26.790	256.5	27:27.748
								12	1:52.995	34.971	39.614	38.410	136.7	29:20.743
								13	1:40.706	26.838	37.296	36.572	266.0	31:01.449
21	EDUARDO MONTERO					ESP	29 JUAN JOSE NUÑEZ YAMAHA GV STRATOS	1	2:31.514	1:13.472	40.232	37.810	180.0	2:31.514
	TEAM HONDA LAGLISSE					HONDA		2	1:42.473	27.155	38.385	36.933	273.4	4:13.987
1	2:40.907	1:24.035	39.423	37.449	190.1	2:40.907		3	1:43.565	27.441	38.502	37.622	264.1	5:57.552
2	1:41.962	26.907	38.341	36.714	270.7	4:22.869		4	1:42.019	26.987	38.393	36.639	274.8	7:39.571
3	1:42.844	26.848	39.007	36.989	276.2	6:05.713		5	1:42.107	26.895	38.297	36.915	274.1	9:21.678
4	1:41.699	26.807	38.222	36.670	275.5	7:47.412		6	1:44.098	27.837	39.048	37.213	279.1	11:05.776
5	1:41.557	26.897	37.976	36.684	279.1	9:28.969		7	6:47.137 B	26.962	38.591	5:41.584	274.1	17:52.913
6	1:41.328	26.745	38.067	36.516	275.5	11:10.297		8	1:51.410	34.746	39.258	37.406	148.4	19:44.323
7	1:41.160	26.602	37.976	36.582	279.1	12:51.457		9	1:41.898	27.105	38.261	36.532	274.1	21:26.221
8	9:50.522 B	26.705	37.995	8:45.822	276.2	22:41.979		10	1:41.788	27.184	37.840	36.764	260.2	23:08.009
9	2:06.171	40.970	44.621	40.580	123.1	24:48.150		11	1:42.887	27.394	38.556	36.937	276.9	24:50.896
10	1:50.239	31.572	38.457	40.210	233.3	26:38.389								
11	1:49.083	27.157	38.236	43.690	262.8	28:27.472								
12	1:47.800	30.602	40.625	36.573	264.7	30:15.272								
23	CHRISTOPHE PONSSON					FRA	40 ROMAN RAMOS KAWASAKI PALMETO PL RACING	1	2:36.853	1:20.556	39.114	37.183	152.3	2:36.853
	BMS RACETECH					BMW		2	1:41.184	26.677	37.830	36.677	269.3	4:18.037
1	2:33.137	1:15.291	40.221	37.625	188.2	2:33.137		3	1:41.921	26.508	38.376	37.037	272.0	5:59.958
2	1:41.332	26.842	37.907	36.583	282.0	4:14.469		4	1:40.038	26.546	37.407	36.085	268.7	7:39.996
3	1:40.647	26.658	37.519	36.470	286.5	5:55.116		5	6:13.008 B	26.742	38.270	5:07.996	266.0	13:53.004
4	1:40.387	26.632	37.532	36.223	279.1	7:35.503		6	1:47.782	33.562	37.817	36.403	187.5	15:40.786
5	1:42.449	26.535	37.395	38.519	276.2	9:17.952		7	1:39.411	26.456	36.832	36.123	268.0	17:20.197
6	1:42.425	26.595	39.106	36.724	272.7	11:00.377		8	1:39.133	26.270	37.006	35.857	268.7	18:59.330
7	1:40.439	26.543	37.561	36.335	276.9	12:40.816		9	5:04.415 B	27.420	37.524	3:59.471	257.1	24:03.745
8	6:54.927 B	27.564	38.558	5:48.805	272.7	19:35.743		10	1:54.451	35.049	41.677	37.725	173.6	25:58.196
9	1:53.093	34.690	40.986	37.417	190.5	21:28.836		11	1:39.650	26.477	36.821	36.352	272.0	27:37.846
10	1:39.820	26.513	37.259	36.048	280.5	23:08.656		12	1:42.268	28.855	37.373	36.040	268.7	29:20.114
11	1:41.351	26.513	38.249	36.589	280.5	24:50.007		13	1:39.432	26.497	36.937	35.998	269.3	30:59.546
12	1:39.893	26.512	37.356	36.025	283.5	26:29.900								
13	1:44.270	29.206	38.132	36.932	273.4	28:14.170								
14	1:43.935	26.698	39.494	37.743	279.8	29:58.105								
15	1:40.240	26.650	37.316	36.274	278.4	31:38.345								
24	LEONARDO TACCINI					ITA	53 DANIEL GONZALEZ PS RACING TEAM	1	2:43.285	1:25.808	39.845	37.632	196.0	2:43.285
	BMW EASYRACE TEAM							2	1:54.844	39.176	38.698	36.970	250.0	4:38.129
1	2:20.560	56.906	42.240	41.414	174.5	2:20.560		3	1:41.477	26.796	38.165	36.516	270.7	6:19.606
2	1:44.081	28.534	38.589	36.958	233.3	4:04.641		4	1:40.918	26.920	37.741	36.257	272.0	8:00.524
3	6:06.866 B	29.106	38.723	4:59.037	257.1	10:11.507		5	1:40.874	26.673	37.796	36.405	274.1	9:41.398
4	1:49.633	33.910	38.540	37.183	131.4	12:01.140		6	1:40.654	26.734	37.630	36.290	272.7	11:22.052
5	1:42.166	27.113	38.318	36.735	263.4	13:43.306		7	1:40.523	26.739	37.546	36.238	274.1	13:02.575
6	1:41.771	27.058	38.065	36.648	271.4	15:25.077		8	9:33.381 B	29.842	39.539	8:24.000	264.7	22:35.956
7	5:34.518 B	27.403	39.848	4:27.267	262.1	20:59.595								
8	1:46.555	31.418	38.391	36.746	193.2	22:46.150								
9	1:48.270	29.937	41.831	36.502	251.2	24:34.420								
10	1:40.391	26.501	37.591	36.299	266.0	26:14.811								
11	1:40.506	26.541	37.808	36.157	272.7	27:55.317								
12	1:42.763	27.988	38.454	36.321	271.4	29:38.080								
13	1:43.003	26.720	39.420	36.863	274.1	31:21.083								





SBK
ESBK - CTO. ESPAÑA DE VELOCIDAD
ENT. CRONOMETRADO

Vuelta a vuelta

— Vuelta invalidada

■ Mejor Personal

■ Mejor de la sesión

■ Cruzando por el pit lane

Vlt.	Tiempo	Sector 1	Sector 2	Sector 3	V.Max	T. Sesión	Vlt.	Tiempo	Sector 1	Sector 2	Sector 3	V.Max	T. Sesión
9	1:59.298	43.235	39.098	36.965	83.4	24:35.254	2	1:44.226	27.680	39.116	37.430	260.2	4:38.154
10	1:40.331	26.724	37.415	36.192	270.0	26:15.585	3	1:43.262	27.517	38.582	37.163	254.7	6:21.416
11	1:40.173	26.546	37.467	36.160	270.0	27:55.758	4	1:43.721	27.425	38.910	37.386	264.7	8:05.137
12	1:40.066	26.669	37.262	36.135	270.7	29:35.824	5	1:43.038	27.183	38.545	37.310	264.1	9:48.175
13	1:40.095	26.576	37.177	36.342	267.3	31:15.919	6	8:15.303 B	27.640	39.366	7:08.297	264.7	18:03.478

70 MARC ALCOBA ESP
ANDOTRANS TEAM TORRENTÓ YAMAHA

1	3:04.398	1:49.348	38.301	36.749	215.1	3:04.398
2	1:40.143	26.482	37.521	36.140	274.8	4:44.541
3	1:40.270	26.603	37.347	36.320	279.8	6:24.811
4	1:48.219	26.329	37.446	44.444	281.2	8:13.030
5	1:39.792	26.347	37.308	36.137	280.5	9:52.822
6	1:39.973	26.236	37.512	36.225	280.5	11:32.795
7	9:01.484 B	27.338	38.303	7:55.843	274.8	20:34.279
8	1:49.473	34.914	38.280	36.279	114.9	22:23.752
9	1:40.007	26.556	37.263	36.188	276.2	24:03.759
10	1:39.846	26.461	37.402	35.983	279.1	25:43.605
11	1:39.799	26.502	37.244	36.053	275.5	27:23.404
12	1:39.479	26.410	37.195	35.874	276.2	29:02.883
13	1:39.461	26.384	37.124	35.953	276.9	30:42.344

74 PIOTR BIESIEKIRSKI POL
FAU55 RACING - EUVIC YAMAHA

1	2:32.684	1:15.095	39.735	37.854	187.8	2:32.684
2	1:43.129	26.727	38.250	38.152	274.1	4:15.813
3	1:41.133	26.938	37.609	36.586	269.3	5:56.946
4	1:40.273	26.618	37.537	36.118	274.8	7:37.219
5	1:40.388	26.572	37.575	36.241	274.1	9:17.607
6	1:40.521	26.744	37.621	36.156	272.7	10:58.128
7	6:57.699 B	31.017	39.646	5:47.036	268.7	17:55.827
8	1:58.305	33.898	38.135	46.272	182.4	19:54.132
9	1:40.043	26.720	37.450	35.873	273.4	21:34.175
10	2:31.999	26.549	37.336	1:28.114	273.4	24:06.174
11	1:44.849	30.702	37.690	36.457	257.1	25:51.023
12	1:40.434	26.699	37.610	36.125	272.7	27:31.457
13	1:40.516	26.798	37.541	36.177	272.0	29:11.973
14	1:40.673	26.893	37.623	36.157	270.0	30:52.646

75 IVO LOPES PRT
BMW EASYRACE TEAM

1	3:10.402	1:56.008	38.294	36.100	198.5	3:10.402
2	1:39.244	26.102	37.478	35.664	276.9	4:49.646
3	1:39.001	26.159	37.049	35.793	274.8	6:28.647
4	1:45.878	26.069	37.104	42.705	279.1	8:14.525
5	1:38.982	26.234	37.008	35.740	277.6	9:53.507
6	11:01.355 B	26.017	37.380	9:57.958	281.2	20:54.862
7	1:48.833	33.680	38.889	36.264	189.1	22:43.695
8	1:38.749	26.115	36.900	35.734	274.1	24:22.444
9	1:53.705	26.326	37.910	49.469	276.2	26:16.149
10	1:41.958	26.422	37.351	38.185	270.7	27:58.107
11	1:38.892	26.126	36.959	35.807	278.4	29:36.999
12	1:45.118	26.019	37.014	42.085	276.9	31:22.117

93 MATHIAS POULSEN DNK
YAMAHA TEAM SCANDINAVIA YAMAHA

1	2:53.928	1:35.060	40.726	38.142	169.0	2:53.928
---	----------	----------	--------	--------	-------	----------

94 NAOMICHI URAMOTO JPN
JEG RACING HONDA

1	2:20.672	1:00.137	43.198	37.337	154.3	2:20.672
2	2:04.128	28.247	48.493	47.388	233.3	4:24.800
3	1:41.290	26.918	37.551	36.821	265.4	6:06.090
4	1:40.082	26.584	37.316	36.182	264.7	7:46.172
5	5:06.714 B	28.451	37.953	4:00.310	266.7	12:52.886
6	1:53.595	39.411	37.912	36.272	124.1	14:46.481
7	1:39.875	26.604	37.027	36.244	267.3	16:26.356
8	1:39.586	26.380	37.097	36.109	270.0	18:05.942
9	4:29.488 B	27.802	38.275	3:23.411	268.7	22:35.430
10	2:24.748	47.335	53.771	43.642	89.7	25:00.178
11	1:39.939	26.626	37.237	36.076	266.7	26:40.117
12	1:52.651	26.411	49.483	36.757	266.7	28:32.768
13	1:39.539	26.567	36.980	35.992	267.3	30:12.307


96 JAMIE W. DAVIS GBR
SRT YAMAHA

1	3:37.458	2:19.766	39.867	37.825	142.5	3:37.458
2	1:43.188	27.493	38.640	37.055	260.2	5:20.646
3	1:42.160	27.045	38.209	36.906	268.7	7:02.806
4	12:32.093 B	27.226	40.029	...	269.3	19:34.899
5	1:57.351	37.438	42.536	37.377	182.4	21:32.250
6	1:40.976	26.738	37.931	36.307	273.4	23:13.226
7	1:40.798	26.606	37.687	36.505	274.8	24:54.024
8	1:41.091	26.541	38.060	36.490	275.5	26:35.115
9	1:40.607	26.492	37.657	36.458	272.0	28:15.722
10	1:40.626	26.493	37.647	36.486	276.9	29:56.348

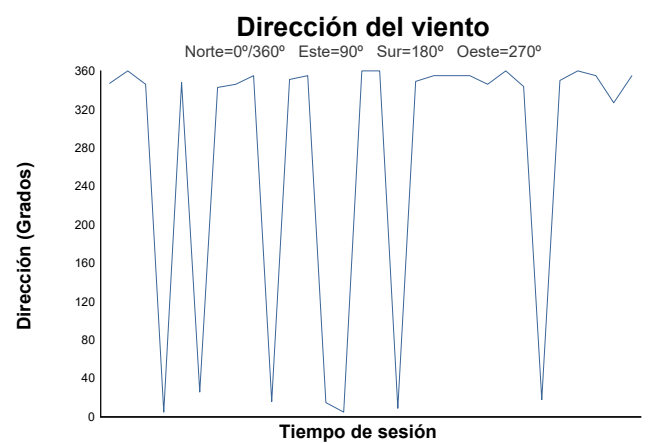
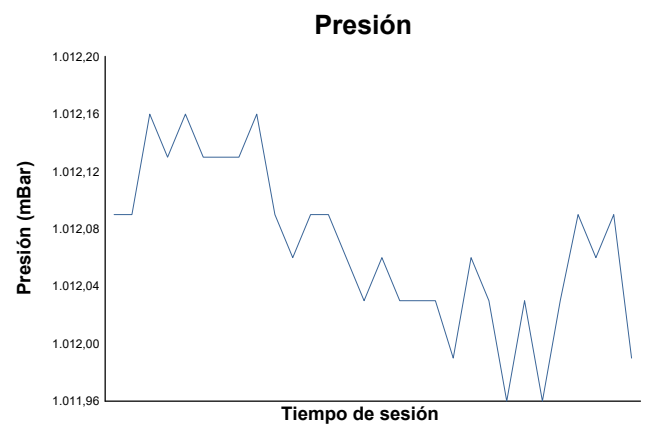
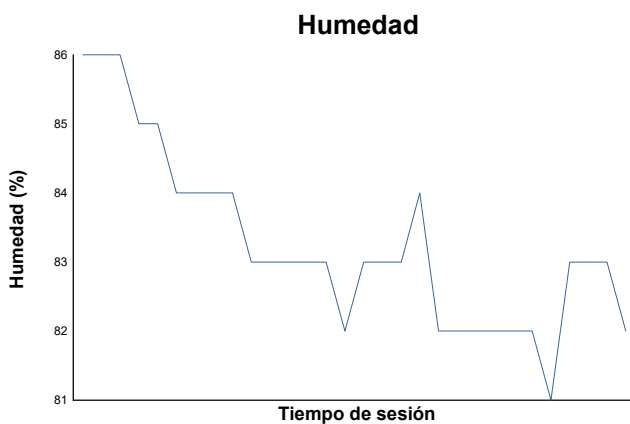
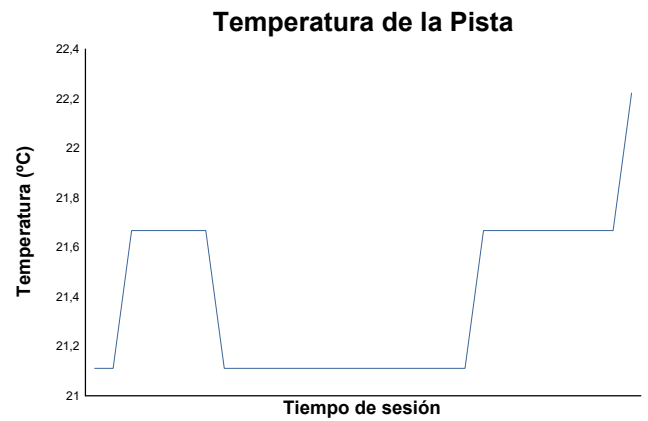
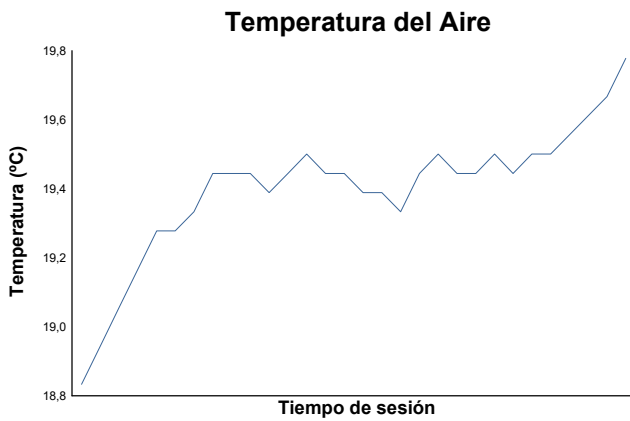
99 OSCAR GUTIERREZ ESP
TEAM HONDA LAGLISSE HONDA

1	2:40.526	1:23.425	39.712	37.389	189.8	2:40.526
2	1:41.113	26.763	37.996	36.354	263.4	4:21.639
3	1:42.115	26.991	37.867	37.257	270.0	6:03.754
4	1:39.756	26.269	37.575	35.912	273.4	7:43.510
5	1:39.259	26.240	37.027	35.992	271.4	9:22.769
6	1:39.419	26.295	37.186	35.938	276.2	11:02.188
7	10:02.772 B	27.903	38.253	8:56.616	268.0	21:04.960
8	1:48.426	32.797	38.796	36.833	213.9	22:53.386
9	1:40.873	26.597	37.822	36.454	272.0	24:34.259
10	1:39.875	26.466	37.381	36.028	274.8	26:14.134
11	1:39.620	26.374	37.295	35.951	275.5	27:53.754
12	1:47.408	31.422	38.316	37.670	273.4	29:41.162
13	1:39.637	26.342	37.280	36.015	277.6	31:20.799





ESBK - CTO. ESPAÑA DE VELOCIDAD
SBK
ENT. CRONOMETRADO
Informe meteorológico



Estado de pista: **SECO**

