

SBK
ESBK - CTO. ESPAÑA DE VELOCIDAD
CARRERA 2 (15 Vlt., 59,0 km.)

Clasificación

Nº Piloto	Nac	Equipo	Moto	Neum. Cl.	Vlts.	Tiempo Total	Dif.	Km/h	Mejor Vuelta	
									Vlt.	Tiempo Km/h
1	75	IVO LOPES	PRT	BMW EASYRACE TEAM	Dunlop SBK	15	29:24.328	- 120.4	5	1:54.451 123.7
2	94	NAOMICHI URAMOTO	JPN	JEG RACING	Pirelli SBK	15	29:31.416	+7.088 119.9	5	1:56.173 121.9
3	70	MARC ALCOBA	ESP	ANDOTRANS TEAM TORRENTÓ	Dunlop SBK	15	29:38.089	+13.761 119.4	14	1:55.782 122.3
4	99	OSCAR GUTIERREZ	ESP	TEAM HONDA LAGLISSE	Dunlop SBK	15	29:45.193	+20.865 119.0	14	1:55.968 122.1
5	26	DANIEL SAEZ	ESP	ALMA RACING TEAM	SBK	15	30:53.253	+1:28.925 114.6	5	1:59.528 118.5
6	21	EDUARDO MONTERO	ESP	TEAM HONDA LAGLISSE	Dunlop STCK10C	15	30:55.326	+1:30.998 114.5	4	2:00.723 117.3
7	13	VILLE VALTONEN	FIN	SENSETEC OY	SBK	15	30:57.168	+1:32.840 114.4	4	2:01.044 117.0
8	24	LEONARDO TACCINI	ITA	BMW EASYRACE TEAM	Dunlop STCK10C	14	29:27.977	1 Vlt. 112.1	4	2:01.206 116.8
9	93	MATHIAS POULSEN	DNK	YAMAHA TEAM SCANDINAVIA	Pirelli SBK	14	29:35.661	1 Vlt. 111.6	4	2:03.399 114.7
10	2	GUILLAUME ANTIGA	FRA	JEG RACING	Pirelli STCK10C	14	30:17.278	1 Vlt. 109.1	13	2:06.596 111.8
11	10	UNAI ORRADRE	ESP	TEAM HONDA LAGLISSE	Dunlop STCK10C	14	30:23.486	1 Vlt. 108.7	13	2:05.633 112.7
Retirados										
4	JAVIER ARTIME	ESP	PROMORACING TEAM	YAMAHA	STCK10C	13	28:02.925		3	2:06.649 111.8
1	ESTEVE RABAT	ESP	TR53 RACING TEAM	HONDA	SBK	7	14:10.505		4	1:58.787 119.2
40	ROMAN RAMOS	ESP	KAWASAKI PALMETO PL RACING	KAWASAKI	Pirelli SBK	6	12:08.463		4	1:57.845 120.1
7	ZECHARIAH K. DZEGEDE	USA	JEG RACING	HONDA	Pirelli STCK10C	6	13:02.569		5	2:07.240 111.3
96	JAMIE W. DAVIS	GBR	SRT	YAMAHA	Pirelli STCK10C	4	8:49.683		3	2:08.790 109.9
53	DANIEL GONZALEZ	ESP	PS RACING TEAM	YAMAHA	Pirelli STCK10C					
29	JUAN JOSE NUÑEZ	ESP	YAMAHA GV STRATOS	YAMAHA	Pirelli STCK10C					
No salidos										
74	PIOTR BIESIEKIRSKI	POL	FAU55 RACING - EUVIC	YAMAHA	Dunlop STCK10C					
3	OLA NESBAKKEN	ESP	YAMAHA TEAM SCANDINAVIA	YAMAHA	Dunlop STCK10C					


Pole:	IVO LOPES	1:38.749	143.4 Km/h
Vuelta rápida:	Vlt.5 IVO LOPES	1:54.451	123.7 Km/h

Hora de publicación:

Estado de pista: **MOJADO**

Race Director: Maximo Guerrero	Timekeeper: Juan Carlos Jodra
--	---





SBK
ESBK - CTO. ESPAÑA DE VELOCIDAD
CARRERA 2 (15 Vlt., 59,0 km.)


Clasificación por Clase

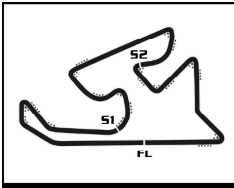
NºPiloto	Nac	Equipo	Moto	Vlts.	Tiempo Total	Dif. Km/h	Mejor Vuelta					
							Vlt.	Tiempo Km/h				
SBK												
1	75	IVO LOPES	PRT	BMW EASYRACE TEAM	15	29:24.328	120.4	5	1:54.451	123.7		
2	94	NAOMICHI URAMOTO	JPN	JEG RACING	HONDA	29:31.416	+7.088	119.9	5	1:56.173	121.9	
3	70	MARC ALCOBA	ESP	ANDOTRANS TEAM TORRENTÓ	YAMAHA	29:38.089	+13.761	119.4	14	1:55.782	122.3	
4	99	OSCAR GUTIERREZ	ESP	TEAM HONDA LAGLISSE	HONDA	29:45.193	+20.865	119.0	14	1:55.968	122.1	
5	26	DANIEL SAEZ	ESP	ALMA RACING TEAM	15	30:53.253	+1'28.925	114.6	5	1:59.528	118.5	
6	13	VILLE VALTONEN	FIN	SENSETEC OY	15	30:57.168	+1'32.840	114.4	4	2:01.044	117.0	
7	93	MATHIAS POULSEN	DNK	YAMAHA TEAM SCANDINAVIA	YAMAHA	29:35.661	1 Vlt.	111.6	4	2:03.399	114.7	
Retirados												
1	ESTEVE RABAT	ESP	TR53 RACING TEAM	HONDA	7	14:10.505	8 Vlt.	4	1:58.787	119.2		
40	ROMAN RAMOS	ESP	KAWASAKI PALMETO PL RACING	KAWASAKI	6	12:08.463	9 Vlt.	4	1:57.845	120.1		
STCK1000												
1	21	EDUARDO MONTERO	ESP	TEAM HONDA LAGLISSE	HONDA	15	30:55.326	114.5	4	2:00.723	117.3	
2	24	LEONARDO TACCINI	ITA	BMW EASYRACE TEAM	14	29:27.977	1 Vlt.	112.1	4	2:01.206	116.8	
3	2	GUILLAUME ANTIGA	FRA	JEG RACING	HONDA	14	30:17.278	1 Vlt.	109.1	13	2:06.596	111.8
4	10	UNAI ORRADRE	ESP	TEAM HONDA LAGLISSE	HONDA	14	30:23.486	1 Vlt.	108.7	13	2:05.633	112.7
Retirados												
4	JAVIER ARTIME	ESP	PROMORACING TEAM	YAMAHA	13	28:02.925	2 Vlt.	3	2:06.649	111.8		
7	ZECHARIAH K. DZEGEDE	USA	JEG RACING	HONDA	6	13:02.569	9 Vlt.	5	2:07.240	111.3		
96	JAMIE W. DAVIS	GBR	SRT	YAMAHA	4	8:49.683	11 Vlt.	3	2:08.790	109.9		
53	DANIEL GONZALEZ	ESP	PS RACING TEAM	YAMAHA	15 Vlt.							
29	JUAN JOSE NUÑEZ	ESP	YAMAHA GV STRATOS	YAMAHA	15 Vlt.							
No salidos												
74	PIOTR BIESIEKIRSKI	POL	FAU55 RACING - EUVIC	YAMAHA	15 Vlt.							
3	OLA NESBAKKEN	ESP	YAMAHA TEAM SCANDINAVIA	YAMAHA	15 Vlt.							

Hora de publicación:

Estado de pista: **MOJADO**

Race Director: Maximo Guerrero	Timekeeper: Juan Carlos Jodra
--	---







SBK
ESBK - CTO. ESPAÑA DE VELOCIDAD
CARRERA 2

Planing

Nº	Pos	Parrilla	Vit.														
			1	2	3	4	5	6	7	8	9	10	11	12	13	14	15
75	1	75	70	75	75	75	75	75	75	75	75	75	75	75	75	75	75
99	2	99	75	70	70	94	94	94	94	94	94	94	94	94	94	94	94
70	3	70	94	94	94	70	70	70	70	70	70	70	70	70	70	70	70
40	4	40	1	1	1	1	99	99	99	99	99	99	99	99	99	99	99
1	5	1	40	99	99	99	1	40	1	26	26	26	26	26	26	26	26
94	6	94	99	40	40	40	40	1	26	21	21	21	21	21	21	21	21
10	7	10	24	26	26	26	26	26	21	13	13	13	13	13	13	13	13
24	8	24	13	24	24	24	24	21	13	24	24	24	24	24	24	24	24
2	9	2	26	21	21	21	21	24	24	93	93	93	93	93	93	93	93
74	10	74	21	13	13	13	13	13	93	4	4	4	4	4	4	4	2
53	11	53	93	93	93	93	93	93	4	2	2	2	2	2	2	2	10
26	12	26	10	10	10	10	4	4	2	10	10	10	10	10	10	10	10
96	13	96	2	2	2	4	2	7	10								
13	14	13	7	4	4	2	10	2									
21	15	21	4	7	7	7	7	10									
29	16	29	96	96	96	96											
93	17	93															
4	18	4															
3	19	3															
7	20	7															




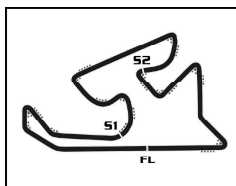


SBK
ESBK - CTO. ESPAÑA DE VELOCIDAD
CARRERA 2

Mejores tiempos de sector

Sector 1			Sector 2		Sector 3		Pos	Nº Piloto	Vuelta Ideal	Mejor Vuelta
Pos	Nº Piloto	Tiempo	Nº Piloto	Tiempo	Nº Piloto	Tiempo				
1	75 I.LOPES	30.420	75 I.LOPES	42.973	75 I.LOPES	40.843	1	75 I.LOPES	1:54.236	1:54.451 (1)
2	70 M.ALCOBA	31.175	94 N.URAMOTO	43.180	70 M.ALCOBA	41.014	2	70 M.ALCOBA	1:55.419	1:55.782 (2)
3	1 E.RABAT	31.242	99 O.GUTIERREZ	43.198	99 O.GUTIERREZ	41.026	3	99 O.GUTIERREZ	1:55.598	1:55.968 (3)
4	94 N.URAMOTO	31.285	70 M.ALCOBA	43.230	94 N.URAMOTO	41.369	4	94 N.URAMOTO	1:55.834	1:56.173 (4)
5	26 D.SAEZ	31.356	40 R.RAMOS	43.932	40 R.RAMOS	41.816	5	40 R.RAMOS	1:57.256	1:57.845 (5)
6	99 O.GUTIERREZ	31.374	26 D.SAEZ	44.764	1 E.RABAT	42.509	6	1 E.RABAT	1:58.670	1:58.787 (6)
7	40 R.RAMOS	31.508	1 E.RABAT	44.919	21 E.MONTERO	42.698	7	26 D.SAEZ	1:59.103	1:59.528 (7)
8	24 L.TACCINI	32.209	21 E.MONTERO	45.392	13 V.VALTONEN	42.828	8	21 E.MONTERO	2:00.435	2:00.723 (8)
9	21 E.MONTERO	32.345	13 V.VALTONEN	45.530	26 D.SAEZ	42.983	9	13 V.VALTONEN	2:00.836	2:01.044 (9)
10	13 V.VALTONEN	32.478	24 L.TACCINI	45.545	24 L.TACCINI	43.452	10	24 L.TACCINI	2:01.206	2:01.206 (10)
11	93 M.POULSEN	32.501	93 M.POULSEN	46.588	93 M.POULSEN	43.544	11	93 M.POULSEN	2:02.633	2:03.399 (11)
12	4 J.ARTIME	33.781	10 U.ORRADRE	46.678	10 U.ORRADRE	43.797	12	4 J.ARTIME	2:04.981	2:06.649 (14)
13	96 J.DAVIS	34.261	4 J.ARTIME	47.102	4 J.ARTIME	44.098	13	10 U.ORRADRE	2:05.413	2:05.633 (12)
14	7 Z.DZEGEDE	34.628	2 G.ANTIGA	47.327	2 G.ANTIGA	44.230	14	2 G.ANTIGA	2:06.335	2:06.596 (13)
15	2 G.ANTIGA	34.778	7 Z.DZEGEDE	47.489	7 Z.DZEGEDE	45.025	15	7 Z.DZEGEDE	2:07.142	2:07.240 (15)
16	10 U.ORRADRE	34.938	96 J.DAVIS	48.179	96 J.DAVIS	46.022	16	96 J.DAVIS	2:08.462	2:08.790 (16)






CIRCUITO DE NAVARRA 3.933 m.

SBK ESBK - CTO. ESPAÑA DE VELOCIDAD Después de CARRERA 2

Velocidad máxima del evento

Nº Piloto	Equipo	Moto	Clase	V.Max	Vit.	Sesión
23 CHRISTOPHE PONSSON	BMS RACETECH	BMW	SBK	288.0	5	CARRERA 1
1 ESTEVE RABAT	TR53 RACING TEAM	HONDA	SBK	283.5	2	CARRERA 1
70 MARC ALCOBA	ANDOTRANS TEAM TORRENTÓ	YAMAHA	SBK	282.0	12	CARRERA 1
29 JUAN JOSE NUÑEZ	YAMAHA GV STRATOS	YAMAHA	STCK1000	281.2	12	ENT. CRONOMETRADO
75 IVO LOPES	BMW EASYRACE TEAM	BMW	SBK	281.2	6	ENT. CRONOMETRADO
10 UNAI ORRADRE	TEAM HONDA LAGLISSE	HONDA	STCK1000	280.5	7	CARRERA 1
21 EDUARDO MONTERO	TEAM HONDA LAGLISSE	HONDA	STCK1000	280.5	13	CARRERA 1
99 OSCAR GUTIERREZ	TEAM HONDA LAGLISSE	HONDA	SBK	280.5	7	CARRERA 1
74 PIOTR BIESIEKIRSKI	FAU55 RACING - EUVIC	YAMAHA	STCK1000	279.1	4	CARRERA 1
2 GUILLAUME ANTIGA	JEG RACING	HONDA	STCK1000	277.6	12	ENT. CRONOMETRADO
96 JAMIE W. DAVIS	SRT	YAMAHA	STCK1000	276.9	10	ENT. CRONOMETRADO
26 DANIEL SAEZ	ALMA RACING TEAM	BMW	SBK	276.2	13	ENT. LIBRES 2
40 ROMAN RAMOS	KAWASAKI PALMETO PL RACING	KAWASAKI	SBK	274.8	8	CARRERA 1
94 NAOMICHI URAMOTO	JEG RACING	HONDA	SBK	274.8	8	CARRERA 1
24 LEONARDO TACCINI	BMW EASYRACE TEAM	BMW	STCK1000	274.1	13	ENT. CRONOMETRADO
53 DANIEL GONZALEZ	PS RACING TEAM	YAMAHA	STCK1000	274.1	5	ENT. CRONOMETRADO
3 OLA NESBAKKEN	YAMAHA TEAM SCANDINAVIA	YAMAHA	STCK1000	272.0	7	CARRERA 1
7 ZECHARIAH K. DZEGEDE	JEG RACING	HONDA	STCK1000	270.7	4	WARM-UP
93 MATHIAS POULSEN	YAMAHA TEAM SCANDINAVIA	YAMAHA	SBK	270.7	11	CARRERA 1
4 JAVIER ARTIME	PROMORACING TEAM	YAMAHA	STCK1000	270.0	3	ENT. CRONOMETRADO
13 VILLE VALTONEN	SENSETEC OY	BMW	SBK	264.1	7	CARRERA 1







SBK
ESBK - CTO. ESPAÑA DE VELOCIDAD
CARRERA 2

Secuencia de líderes por Clase

Nº	Piloto	Equipo	Moto	Vuelta a	Vuelta Final	Vlts.	Total Vlts.
SBK							
70	MARC ALCOBA	ANDOTRANS TEAM TORRENTÓ	YAMAHA	1	1	1	1
75	IVO LOPES	BMW EASYRACE TEAM		2	15	14	14
STCK1000							
24	LEONARDO TACCINI	BMW EASYRACE TEAM		1	5	5	5
21	EDUARDO MONTERO	TEAM HONDA LAGLISSE	HONDA	6	15	10	10







SBK
ESBK - CTO. ESPAÑA DE VELOCIDAD
CARRERA 2

Secuencia de vueltas rápidas

T. Sesión	Nº Piloto	Equipo	Moto	Clase	Tiempo	Km/h	Vlt.
4:05.774	75 IVO LOPES	BMW EASYRACE TEAM		SBK	1:59.172	118.8	2
6:02.763	75 IVO LOPES	BMW EASYRACE TEAM		SBK	1:56.989	121.0	3
7:57.679	75 IVO LOPES	BMW EASYRACE TEAM		SBK	1:54.916	123.2	4
9:52.130	75 IVO LOPES	BMW EASYRACE TEAM		SBK	1:54.451	123.7	5







SBK
ESBK - CTO. ESPAÑA DE VELOCIDAD
CARRERA 2

Tiempos por vuelta

Piloto Doblado

Nº	Tiempo	Dif.	Nº	Tiempo	Dif.	Nº	Tiempo	Dif.	Nº	Tiempo	Dif.	Nº	Tiempo	Dif.
Vlt. 1														
70	2:05.888	0.000	75	1:54.916		1	2:01.185	25.514	99	1:56.836	23.351	26	2:02.620	1:28.925
75	2:06.602	0.714	94	1:57.008	3.568	26	2:04.312	37.774	26	2:02.181	1:06.601	21	2:02.140	1:30.998
94	2:07.246	1.358	70	1:57.620	3.773	21	2:03.478	45.223	21	2:02.991	1:11.518	13	2:03.152	1:32.840
1	2:08.546	2.658	1	1:58.787	10.413	13	2:02.292	46.036	13	2:02.980	1:12.072			
40	2:09.415	3.527	99	1:57.659	11.665	24	2:05.842	49.513	24	2:07.355	1:32.324			
99	2:09.461	3.573	40	1:57.845	12.083	93	2:06.749	59.787	93	2:05.834	1:40.678			
24	2:10.701	4.813	26	1:59.736	19.117	4	2:09.955	1:24.050						
13	2:11.110	5.222	24	2:01.206	21.931	2	2:09.454	1:27.209	Vlt. 12					
26	2:12.721	6.833	21	2:00.723	22.250	10	2:13.487	1:32.212	75	1:56.471				
21	2:13.619	7.731	13	2:01.044	22.636	Vlt. 8			94	1:57.262	11.103			
93	2:15.695	9.807	93	2:03.399	31.622	75	1:57.864		4	2:10.177	1 Vlt.			
10	2:16.426	10.538	10	2:08.536	44.854	94	1:57.434	7.081	70	1:58.224	18.757			
2	2:17.781	11.893	4	2:07.652	45.037	70	1:59.668	11.338	2	2:07.686	1 Vlt.			
7	2:19.766	13.878	2	2:08.986	45.555	99	1:58.789	21.403	99	1:57.342	24.222			
4	2:20.238	14.350	7	2:07.511	49.676	26	2:08.941	48.851	10	2:09.422	1 Vlt.			
96	2:21.099	15.211	96	2:08.822	52.004	21	2:04.064	51.423	26	2:04.672	1:14.802			
Vlt. 2			Vlt. 5			13	2:03.579	51.751	21	2:02.514	1:17.561			
75	1:59.172		75	1:54.451		24	2:07.900	59.549	13	2:02.937	1:18.538			
70	2:00.218	0.332	94	1:56.173	5.290	93	2:08.868	1:10.791	24	2:07.636	1:43.489			
94	1:59.313	0.785	70	1:56.877	6.199	4	2:08.422	1:34.608	93	2:05.109	1:49.316			
1	2:01.754	4.526	99	1:58.762	15.976	2	2:11.059	1:40.404	Vlt. 13					
99	2:02.583	6.270	1	2:00.037	15.999	10	2:14.466	1:48.814	75	1:56.809				
40	2:02.906	6.547	40	1:58.416	16.048	Vlt. 9			94	1:56.703	10.997			
26	2:01.866	8.813	26	1:59.528	24.194	75	1:58.397		70	1:57.261	19.209			
24	2:05.013	9.940	24	2:03.673	31.153	94	1:57.725	6.409	99	1:56.627	24.040			
21	2:03.181	11.026	21	2:03.671	31.470	70	2:00.942	13.883	4	2:07.523	1 Vlt.			
13	2:05.842	11.178	13	2:03.368	31.553	99	1:57.969	20.975	2	2:07.030	1 Vlt.			
93	2:04.327	14.248	93	2:03.933	41.104	26	2:03.965	54.419	10	2:08.023	1 Vlt.			
10	2:08.856	19.508	4	2:07.303	57.889	21	2:04.425	57.451	26	2:04.120	1:22.113			
2	2:08.605	20.612	2	2:09.321	1:00.425	13	2:04.658	58.012	21	2:03.396	1:24.148			
4	2:08.177	22.641	10	2:10.192	1:00.595	24	2:07.648	1:08.800	13	2:03.188	1:24.917			
7	2:10.581	24.573	7	2:07.240	1:02.465	93	2:08.175	1:20.569	24	2:07.246	1:53.926			
96	2:10.972	26.297	Vlt. 6			4	2:09.574	1:45.785	Vlt. 14					
Vlt. 3			75	1:56.423		2	2:11.946	1:53.953	75	1:57.233				
75	1:56.989		94	1:57.632	6.499	Vlt. 10			93	2:09.418	1 Vlt.			
70	1:57.726	1.069	70	1:57.604	7.380	75	1:56.249		94	1:56.807	10.571			
94	1:57.680	1.476	99	1:59.139	18.692	10	2:12.212	1 Vlt.	70	1:55.782	17.758			
1	1:59.005	6.542	40	2:00.285	19.910	94	1:57.676	7.836	99	1:55.968	22.775			
99	1:59.641	8.922	1	2:01.191	20.767	70	1:57.937	15.571	4	2:07.045	1 Vlt.			
40	1:59.596	9.154	26	2:02.129	29.900	99	1:57.696	22.422	2	2:06.596	1 Vlt.			
26	2:02.473	14.297	21	2:03.136	38.183	26	2:02.157	1:00.327	10	2:05.633	1 Vlt.			
24	2:02.690	15.641	24	2:05.379	40.109	21	2:03.232	1:04.434	26	2:01.832	1:26.712			
21	2:02.406	16.443	13	2:05.052	40.182	13	2:03.236	1:04.999	21	2:02.350	1:29.265			
13	2:02.319	16.508	93	2:04.795	49.476	24	2:08.325	1:20.876	13	2:02.411	1:30.095			
93	2:05.880	23.139	4	2:09.067	1:10.533	93	2:06.431	1:30.751	Vlt. 15					
10	2:08.715	31.234	7	2:07.974	1:14.016	Vlt. 11			75	2:00.407				
2	2:07.862	31.485	2	2:10.191	1:14.193	75	1:55.907		24	2:07.363	1 Vlt.			
4	2:06.649	32.301	10	2:10.991	1:15.163	4	2:11.143	1 Vlt.	94	1:56.924	7.088			
7	2:09.497	37.081	Vlt. 7			94	1:58.383	10.312	93	2:07.048	1 Vlt.			
96	2:08.790	38.098	75	1:56.438		2	2:10.049	1 Vlt.	70	1:56.410	13.761			
Vlt. 4			94	1:57.450	7.511	70	1:57.340	17.004	99	1:58.497	20.865			
			70	1:58.592	9.534	10	2:09.511	1 Vlt.	2	2:10.712	1 Vlt.			
			99	1:58.224	20.478				10	2:07.016	1 Vlt.			







SBK
ESBK - CTO. ESPAÑA DE VELOCIDAD
CARRERA 2

Análisis de sectores lentos

■ Mejor Personal ■ Mejor de la sesión B Cruzando por el pit lane

Vlt.	Tiempo	Sector 1	Sector 2	Sector 3	Km/h	T. Sesión	Vlt.	Tiempo	Sector 1	Sector 2	Sector 3	Km/h	T. Sesión
99	OSCAR GUTIERREZ					ESP							
	TEAM HONDA LAGLISSE					HONDA							
1	2:09.461	39.184	46.126	44.151	109.4	2:09.461							
2	2:02.583	33.183	45.738	43.662	115.5	4:12.044							
3	1:59.641	32.258	45.190	42.193	118.3	6:11.685							
4	1:57.659	31.637	44.351	41.671	120.3	8:09.344							
5	1:58.762	31.374	43.777	43.611	119.2	10:08.106							
6	1:59.139	32.355	44.725	42.059	118.8	12:07.245							
7	1:58.224	32.215	44.228	41.781	119.8	14:05.469							
8	1:58.789	32.321	44.968	41.500	119.2	16:04.258							
9	1:57.969	32.335	44.329	41.305	120.0	18:02.227							
10	1:57.696	32.415	44.078	41.203	120.3	19:59.923							
11	1:56.836	32.102	43.708	41.026	121.2	21:56.759							
12	1:57.342	32.682	43.567	41.093	120.7	23:54.101							
13	1:56.627	32.206	43.198	41.223	121.4	25:50.728							
14	1:55.968	31.540	43.258	41.170	122.1	27:46.696							
15	1:58.497	32.018	44.199	42.280	119.5	29:45.193							






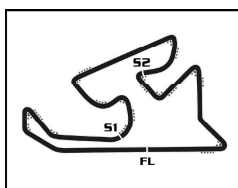
SBK ESBK - CTO. ESPAÑA DE VELOCIDAD CARRERA 2

Análisis de sectores lentos

Mejor Personal Mejor de la sesión Cruzando por el pit lane

Vlt.	Tiempo	Sector 1	Sector 2	Sector 3	Km/h	T. Sesión	Vlt.	Tiempo	Sector 1	Sector 2	Sector 3	Km/h	T. Sesión		
1	ESTEVE RABAT	ESP						3	2:08.715	35.191	48.071	45.453	110.0	6:33.997	
	TR53 RACING TEAM	HONDA						4	2:08.536	35.057	47.767	45.712	110.2	8:42.533	
1	2:08.546	38.099	46.371	44.076	110.1	2:08.546	5	2:10.192	35.115	48.856	46.221	108.8	10:52.725		
2	2:01.754	32.446	46.045	43.263	116.3	4:10.300	6	2:10.991	36.684	48.826	45.481	108.1	13:03.716		
3	1:59.005	31.430	45.066	42.509	119.0	6:09.305	7	2:13.487	37.265	49.634	46.588	106.1	15:17.203		
4	1:58.787	31.242	44.919	42.626	119.2	8:08.092	8	2:14.466	38.224	49.963	46.279	105.3	17:31.669		
5	2:00.037	31.429	44.978	43.630	118.0	10:08.129	9	2:12.212	37.438	49.238	45.536	107.1	19:43.881		
6	2:01.191	32.553	45.094	43.544	116.8	12:09.320	10	2:09.511	36.821	47.953	44.737	109.3	21:53.392		
7	2:01.185	32.788	45.340	43.057	116.8	14:10.505	11	2:09.422	36.090	48.540	44.792	109.4	24:02.814		
							12	2:08.023	36.362	47.575	44.086	110.6	26:10.837		
							13	2:05.633	35.158	46.678	43.797	112.7	28:16.470		
							14	2:07.016	34.969	47.233	44.814	111.5	30:23.486		
2	GUILAUME ANTIGA	FRA						13	VILLE VALTONEN	FIN					
	JEG RACING	HONDA							SENSETEC OY						
1	2:17.781	42.153	50.013	45.615	102.8	2:17.781	1	2:11.110	40.944	46.217	43.949	108.0	2:11.110		
2	2:08.605	35.206	48.124	45.275	110.1	4:26.386	2	2:05.842	33.552	47.612	44.678	112.5	4:16.952		
3	2:07.862	34.778	48.092	44.992	110.7	6:34.248	3	2:02.319	32.756	45.991	43.572	115.8	6:19.271		
4	2:08.986	35.086	48.432	45.468	109.8	8:43.234	4	2:01.044	32.670	45.546	42.828	117.0	8:20.315		
5	2:09.321	35.407	48.240	45.674	109.5	10:52.555	5	2:03.368	32.478	46.299	44.591	114.8	10:23.683		
6	2:10.191	35.750	48.614	45.827	108.8	13:02.746	6	2:05.052	33.368	47.248	44.436	113.2	12:28.735		
7	2:09.454	35.807	48.242	45.405	109.4	15:12.200	7	2:02.292	33.760	45.547	42.985	115.8	14:31.027		
8	2:11.059	36.194	48.743	46.122	108.0	17:23.259	8	2:03.579	33.973	46.050	43.556	114.6	16:34.606		
9	2:11.946	37.050	49.054	45.842	107.3	19:35.205	9	2:04.658	35.415	46.000	43.243	113.6	18:39.264		
10	2:10.049	35.738	48.438	45.873	108.9	21:45.254	10	2:03.236	34.341	45.901	42.994	114.9	20:42.500		
11	2:07.686	35.388	47.720	44.578	110.9	23:52.940	11	2:02.980	34.204	45.836	42.940	115.1	22:45.480		
12	2:07.030	35.044	47.675	44.311	111.5	25:59.970	12	2:02.937	33.957	45.877	43.103	115.2	24:48.417		
13	2:06.596	35.039	47.327	44.230	111.8	28:06.566	13	2:03.188	34.362	45.812	43.014	114.9	26:51.605		
14	2:10.712	35.471	48.773	46.468	108.3	30:17.278	14	2:02.411	33.912	45.530	42.969	115.7	28:54.016		
							15	2:03.152	33.749	45.666	43.737	115.0	30:57.168		
4	JAVIER ARTIME	ESP						21	EDUARDO MONTERO	ESP					
	PROMORACING TEAM	YAMAHA							TEAM HONDA LAGLISSE	HONDA					
1	2:20.238	43.663	50.796	45.779	101.0	2:20.238	1	2:13.619	42.209	47.810	43.600	106.0	2:13.619		
2	2:08.177	34.760	47.939	45.478	110.5	4:28.415	2	2:03.181	32.893	45.713	44.575	114.9	4:16.800		
3	2:06.649	34.137	47.587	44.925	111.8	6:35.064	3	2:02.406	32.535	45.939	43.932	115.7	6:19.206		
4	2:07.652	34.444	47.615	45.593	110.9	8:42.716	4	2:00.723	32.345	45.392	42.986	117.3	8:19.929		
5	2:07.303	34.504	47.145	45.654	111.2	10:50.019	5	2:03.671	32.415	46.202	45.054	114.5	10:23.600		
6	2:09.067	34.198	49.223	45.646	109.7	12:59.086	6	2:03.136	33.083	46.556	43.497	115.0	12:26.736		
7	2:09.955	36.655	48.455	44.845	109.0	15:09.041	7	2:03.478	33.538	46.588	43.352	114.7	14:30.214		
8	2:08.422	35.420	47.102	45.900	110.3	17:17.463	8	2:04.064	33.884	46.575	43.605	114.1	16:34.278		
9	2:09.574	35.720	47.554	46.300	109.3	19:27.037	9	2:04.425	34.683	46.263	43.479	113.8	18:38.703		
10	2:11.143	36.016	48.478	46.649	108.0	21:38.180	10	2:03.232	34.588	45.619	43.025	114.9	20:41.935		
11	2:10.177	36.573	48.559	45.045	108.8	23:48.357	11	2:02.991	33.983	45.917	43.091	115.1	22:44.926		
12	2:07.523	34.553	48.872	44.098	111.0	25:55.880	12	2:02.514	33.927	45.642	42.945	115.6	24:47.440		
13	2:07.045	35.378	47.386	44.281	111.4	28:02.925	13	2:03.396	34.314	45.772	43.310	114.7	26:50.836		
							14	2:02.350	33.748	45.560	43.042	115.7	28:53.186		
							15	2:02.140	33.831	45.611	42.698	115.9	30:55.326		
7	ZECHARIAH K. DZEGEDE	USA						24	LEONARDO TACCINI	ITA					
	JEG RACING	HONDA							BMW EASYRACE TEAM						
1	2:19.766	44.099	48.899	46.768	101.3	2:19.766	1	2:10.701	39.997	46.532	44.172	108.3	2:10.701		
2	2:10.581	36.370	48.125	46.086	108.4	4:30.347	2	2:05.013	33.800	46.966	44.247	113.3	4:15.714		
3	2:09.497	35.235	48.116	46.146	109.3	6:39.844	3	2:02.690	32.790	46.350	43.550	115.4	6:18.404		
4	2:07.511	34.920	47.529	45.062	111.0	8:47.355	4	2:01.206	32.209	45.545	43.452	116.8	8:19.610		
5	2:07.240	34.726	47.489	45.025	111.3	10:54.595	5	2:03.673	32.460	46.224	44.989	114.5	10:23.283		
6	2:07.974	34.915	48.005	45.054	110.6	13:02.569	6	2:05.379	33.052	47.710	44.617	112.9	12:28.662		
10	UNAI ORRADRE	ESP													
	TEAM HONDA LAGLISSE	HONDA													
1	2:16.426	41.240	49.180	46.006	103.8	2:16.426									
2	2:08.856	34.938	48.740	45.178	109.9	4:25.282									






SBK
ESBK - CTO. ESPAÑA DE VELOCIDAD
CARRERA 2

Análisis de sectores lentos

							■ Mejor Personal			■ Mejor de la sesión			■ Cruzando por el pit lane		
Vlt.	Tiempo	Sector 1	Sector 2	Sector 3	Km/h	T. Sesión	Vlt.	Tiempo	Sector 1	Sector 2	Sector 3	Km/h	T. Sesión		
26 DANIEL SAEZ ESP															
ALMA RACING TEAM															
7	2:05.842	33.716	47.514	44.612	112.5	14:34.504	2	1:59.172	32.144	44.800	42.228	118.8	4:05.774		
8	2:07.900	34.370	48.843	44.687	110.7	16:42.404	3	1:56.989	31.496	43.996	41.497	121.0	6:02.763		
9	2:07.648	34.585	48.047	45.016	110.9	18:50.052	4	1:54.916	30.681	43.293	40.942	123.2	7:57.679		
10	2:08.325	34.896	48.104	45.325	110.3	20:58.377	5	1:54.451	30.420	42.973	41.058	123.7	9:52.130		
11	2:07.355	35.084	47.433	44.838	111.2	23:05.732	6	1:56.423	31.552	43.682	41.189	121.6	11:48.553		
12	2:07.636	34.612	47.586	45.438	110.9	25:13.368	7	1:56.438	31.540	43.690	41.208	121.6	13:44.991		
13	2:07.246	34.551	47.705	44.990	111.3	27:20.614	8	1:57.864	31.990	44.359	41.515	120.1	15:42.855		
14	2:07.363	35.152	47.458	44.753	111.2	29:27.977	9	1:58.397	32.307	44.381	41.709	119.6	17:41.252		
10	1:56.249	31.796	43.610	40.843	121.8	19:37.501	10	1:56.249	31.796	43.610	40.843	121.8	19:37.501		
11	1:55.907	31.899	43.140	40.868	122.2	21:33.408	11	1:55.907	31.899	43.140	40.868	122.2	21:33.408		
12	1:56.471	31.938	43.601	40.932	121.6	23:29.879	12	1:56.471	31.938	43.601	40.932	121.6	23:29.879		
13	1:56.809	31.728	43.849	41.232	121.2	25:26.688	13	1:56.809	31.728	43.849	41.232	121.2	25:26.688		
14	1:57.233	31.737	44.122	41.374	120.8	27:23.921	14	1:57.233	31.737	44.122	41.374	120.8	27:23.921		
15	2:00.407	32.226	44.439	43.742	117.6	29:24.328	15	2:00.407	32.226	44.439	43.742	117.6	29:24.328		
93 MATHIAS POULSEN DNK															
YAMAHA TEAM SCANDINAVIA							YAMAHA								
1	2:15.695	42.842	48.276	44.577	104.3	2:15.695	1	2:15.695	42.842	48.276	44.577	104.3	2:15.695		
2	2:04.327	33.391	47.047	43.889	113.9	4:20.022	2	2:04.327	33.391	47.047	43.889	113.9	4:20.022		
3	2:05.880	32.501	49.453	43.926	112.5	6:25.902	3	2:05.880	32.501	49.453	43.926	112.5	6:25.902		
4	2:03.399	33.106	46.749	43.544	114.7	8:29.301	4	2:03.399	33.106	46.749	43.544	114.7	8:29.301		
5	2:03.933	32.671	47.131	44.131	114.2	10:33.234	5	2:03.933	32.671	47.131	44.131	114.2	10:33.234		
6	2:04.795	33.344	47.262	44.189	113.5	12:38.029	6	2:04.795	33.344	47.262	44.189	113.5	12:38.029		
7	2:06.749	34.432	47.787	44.530	111.7	14:44.778	7	2:06.749	34.432	47.787	44.530	111.7	14:44.778		
8	2:08.868	35.590	48.238	45.040	109.9	16:53.646	8	2:08.868	35.590	48.238	45.040	109.9	16:53.646		
9	2:08.175	36.187	47.962	44.026	110.5	19:01.821	9	2:08.175	36.187	47.962	44.026	110.5	19:01.821		
10	2:06.431	35.380	47.250	43.801	112.0	21:08.252	10	2:06.431	35.380	47.250	43.801	112.0	21:08.252		
11	2:05.834	34.796	46.946	44.092	112.5	23:14.086	11	2:05.834	34.796	46.946	44.092	112.5	23:14.086		
12	2:05.109	34.858	46.588	43.663	113.2	25:19.195	12	2:05.109	34.858	46.588	43.663	113.2	25:19.195		
13	2:09.418	34.563	49.868	44.987	109.4	27:28.613	13	2:09.418	34.563	49.868	44.987	109.4	27:28.613		
14	2:07.048	34.866	47.608	44.574	111.4	29:35.661	14	2:07.048	34.866	47.608	44.574	111.4	29:35.661		
94 NAOMICHI URAMOTO JPN															
JEG RACING							HONDA								
1	2:07.246	38.971	45.718	42.557	111.3	2:07.246	1	2:07.246	38.971	45.718	42.557	111.3	2:07.246		
2	1:59.313	32.341	44.289	42.683	118.7	4:06.559	2	1:59.313	32.341	44.289	42.683	118.7	4:06.559		
3	1:57.680	31.542	44.049	42.089	120.3	6:04.239	3	1:57.680	31.542	44.049	42.089	120.3	6:04.239		
4	1:57.008	31.285	44.023	41.700	121.0	8:01.247	4	1:57.008	31.285	44.023	41.700	121.0	8:01.247		
5	1:56.173	31.384	43.180	41.609	121.9	9:57.420	5	1:56.173	31.384	43.180	41.609	121.9	9:57.420		
6	1:57.632	32.017	43.777	41.838	120.4	11:55.052	6	1:57.632	32.017	43.777	41.838	120.4	11:55.052		
7	1:57.450	31.821	43.656	41.973	120.6	13:52.502	7	1:57.450	31.821	43.656	41.973	120.6	13:52.502		
8	1:57.434	32.227	43.497	41.710	120.6	15:49.936	8	1:57.434	32.227	43.497	41.710	120.6	15:49.936		
9	1:57.725	32.168	43.725	41.832	120.3	17:47.661	9	1:57.725	32.168	43.725	41.832	120.3	17:47.661		
10	1:57.676	32.340	43.631	41.705	120.3	19:45.337	10	1:57.676	32.340	43.631	41.705	120.3	19:45.337		
11	1:58.383	32.937	43.425	42.021	119.6	21:43.720	11	1:58.383	32.937	43.425	42.021	119.6	21:43.720		
12	1:57.262	32.183	43.710	41.369	120.7	23:40.982	12	1:57.262	32.183	43.710	41.369	120.7	23:40.982		
13	1:56.703	31.988	43.292	41.423	121.3	25:37.685	13	1:56.703	31.988	43.292	41.423	121.3	25:37.685		
14	1:56.807	31.908	43.378	41.521	121.2	27:34.492	14	1:56.807	31.908	43.378	41.521	121.2	27:34.492		
15	1:56.924	31.842	43.576	41.506	121.1	29:31.416	15	1:56.924	31.842	43.576	41.506	121.1	29:31.416		
96 JAMIE W. DAVIS GBR															
SRT							YAMAHA								
1	2:21.099	43.056	51.097	46.946	100.3	2:21.099	1	2:21.099	43.056	51.097	46.946	100.3	2:21.099		
2	2:10.972	35.349	49.601	46.022	108.1	4:32.071	2	2:10.972	35.349	49.601	46.022	108.1	4:32.071		
3	2:08.790	34.459	48.179	46.152	109.9	6:40.861	3	2:08.790	34.459	48.179	46.152	109.9	6:40.861		
4	2:08.822	34.261	48.431	46.130	109.9	8:49.683	4	2:08.822	34.261	48.431	46.130	109.9	8:49.683		
75 IVO LOPES PRT															
BMW EASYRACE TEAM															
1	2:06.602	38.628	45.555	42.419	111.8	2:06.602	1	2:06.602	38.628	45.555	42.419	111.8	2:06.602		



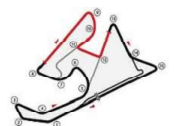


SBK
ESBK - CTO. ESPAÑA DE VELOCIDAD
CARRERA 2

Análisis de sectores lentos

■ Mejor Personal ■ Mejor de la sesión B Cruzando por el pit lane

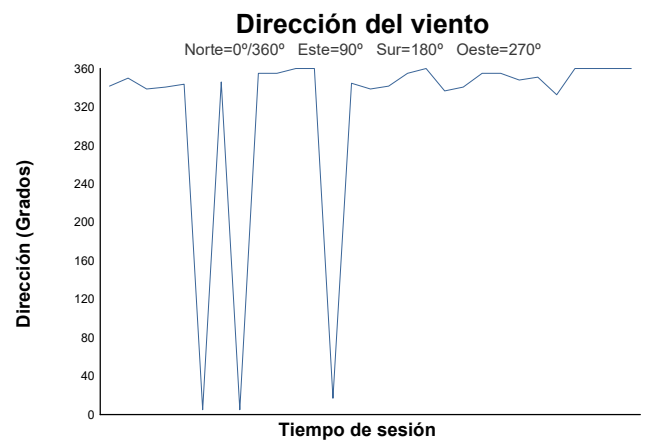
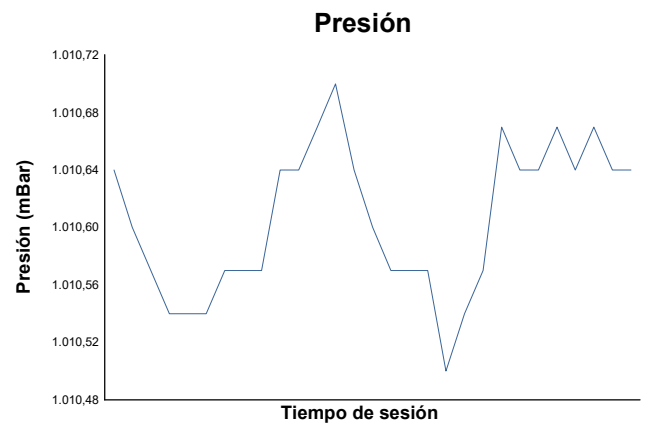
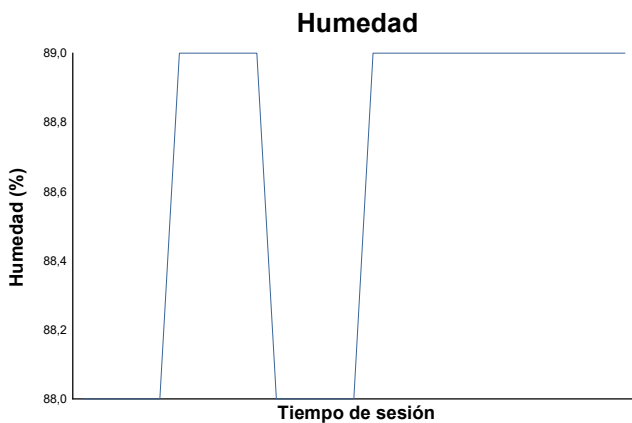
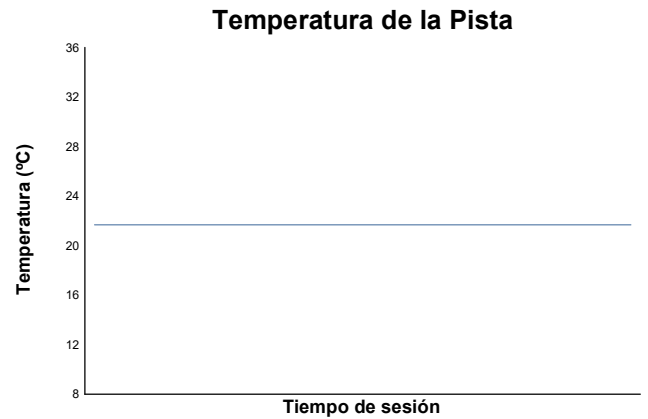
Vlt.	Tiempo	Sector 1	Sector 2	Sector 3	Km/h	T. Sesión	Vlt.	Tiempo	Sector 1	Sector 2	Sector 3	Km/h	T. Sesión
99	OSCAR GUTIERREZ					ESP							
	TEAM HONDA LAGLISSE					HONDA							
1	2:09.461	39.184	46.126	44.151	109.4	2:09.461							
2	2:02.583	33.183	45.738	43.662	115.5	4:12.044							
3	1:59.641	32.258	45.190	42.193	118.3	6:11.685							
4	1:57.659	31.637	44.351	41.671	120.3	8:09.344							
5	1:58.762	31.374	43.777	43.611	119.2	10:08.106							
6	1:59.139	32.355	44.725	42.059	118.8	12:07.245							
7	1:58.224	32.215	44.228	41.781	119.8	14:05.469							
8	1:58.789	32.321	44.968	41.500	119.2	16:04.258							
9	1:57.969	32.335	44.329	41.305	120.0	18:02.227							
10	1:57.696	32.415	44.078	41.203	120.3	19:59.923							
11	1:56.836	32.102	43.708	41.026	121.2	21:56.759							
12	1:57.342	32.682	43.567	41.093	120.7	23:54.101							
13	1:56.627	32.206	43.198	41.223	121.4	25:50.728							
14	1:55.968	31.540	43.258	41.170	122.1	27:46.696							
15	1:58.497	32.018	44.199	42.280	119.5	29:45.193							





ESBK - CTO. ESPAÑA DE VELOCIDAD
SBK
CARRERA 2

Informe meteorológico



Estado de pista: **MOJADO**

