

SBK

ESBK - CTO. ESPAÑA DE VELOCIDAD

CARRERA 1 (17 Vlt., 66,9 km.)

Clasificación

Nº Piloto	Nac	Equipo	Moto	Neum.CI.	Vlts.	Tiempo Total	Dif.	Km/h	Mejor Vuelta			
									Vlt.	Tiempo Km/h		
1	75	IVO LOPES	PRT BMW EASYRACE TEAM	Dunlop SBK	17	28:18.668	-	141.7	3	1:39.139	142.8	
2	99	OSCAR GUTIERREZ	ESP TEAM HONDA LAGLISSE	HONDA	Dunlop SBK	17	28:20.937	+2.269	141.5	4	1:39.394	142.5
3	70	MARC ALCOBA	ESP ANDOTRANS TEAM TORRENTÓ	YAMAHA	Dunlop SBK	17	28:24.541	+5.873	141.2	6	1:39.459	142.4
4	40	ROMAN RAMOS	ESP KAWASAKI PALMETO PL RACING	KAWASAKI	Pirelli SBK	17	28:29.032	+10.364	140.8	6	1:39.773	141.9
5	1	ESTEVE RABAT	ESP TR53 RACING TEAM	HONDA	SBK	17	28:31.852	+13.184	140.6	3	1:39.705	142.0
6	94	NAOMICHI URAMOTO	JPN JEG RACING	HONDA	Pirelli SBK	17	28:33.080	+14.412	140.5	10	1:39.984	141.6
7	10	UNAI ORRADRE	ESP TEAM HONDA LAGLISSE	HONDA	Dunlop STCK10C	17	28:35.350	+16.682	140.3	7	1:39.658	142.1
8	24	LEONARDO TACCINI	ITA BMW EASYRACE TEAM	BMW	Dunlop STCK10C	17	28:48.616	+29.948	139.2	3	1:40.272	141.2
9	2	GUILLAUME ANTIGA	FRA JEG RACING	HONDA	Pirelli STCK10C	17	28:53.084	+34.416	138.9	5	1:40.712	140.6
10	21	EDUARDO MONTERO	ESP TEAM HONDA LAGLISSE	HONDA	Dunlop STCK10C	17	28:54.231	+35.563	138.8	16	1:41.189	139.9
11	53	DANIEL GONZALEZ	ESP PS RACING TEAM	YAMAHA	Pirelli STCK10C	17	28:54.676	+36.008	138.8	7	1:40.624	140.7
12	13	VILLE VALTONEN	FIN SENSETEC OY	YAMAHA	SBK	17	29:07.659	+48.991	137.7	8	1:41.846	139.0
13	29	JUAN JOSE NUÑEZ	ESP YAMAHA GV STRATOS	YAMAHA	Pirelli STCK10C	17	29:09.410	+50.742	137.6	7	1:41.806	139.1
14	96	JAMIE W. DAVIS	GBR SRT	YAMAHA	Pirelli STCK10C	17	29:09.773	+51.105	137.6	4	1:41.956	138.9
15	93	MATHIAS POULSEN	DNK YAMAHA TEAM SCANDINAVIA	YAMAHA	Pirelli SBK	17	29:38.985	+120.317	135.3	2	1:43.472	136.8
16	3	OLA NESBAKKEN	ESP YAMAHA TEAM SCANDINAVIA	YAMAHA	Dunlop STCK10C	17	29:43.658	+124.990	134.9	14	1:43.245	137.1
17	7	ZECHARIAH K. DZEGEDE	USA JEG RACING	HONDA	Pirelli STCK10C	17	29:52.745	+134.077	134.3	3	1:44.083	136.0
18	4	JAVIER ARTIME	ESP PROMORACING TEAM	YAMAHA	STCK10C	17	29:57.855	+139.187	133.9	3	1:43.833	136.4

Retirados

74	PIOTR BIESIEKIRSKI	POL	FAU55 RACING - EUVIC	YAMAHA	Dunlop	STCK10C	11	18:36.200		3	1:40.499	140.9
23	CHRISTOPHE PONSSON	FRA	BMS RACETECH	BMW	Dunlop	SBK	10	16:49.881		3	1:40.028	141.5

No salidos


26	DANIEL SAEZ	ESP	ALMA RACING TEAM			SBK						
----	-------------	-----	------------------	--	--	-----	--	--	--	--	--	--


Pole:		IVO LOPES	1:38.749	143.4 Km/h
Vuelta rápida:	Vlt.3	IVO LOPES	1:39.139	142.8 Km/h

Hora de publicación:

Estado de pista: **SECO**

Race Director: Maximo Guerrero	Timekeeper: Juan Carlos Jodra
--	---





SBK
ESBK - CTO. ESPAÑA DE VELOCIDAD
CARRERA 1 (17 Vlt., 66,9 km.)

Clasificación por Clase

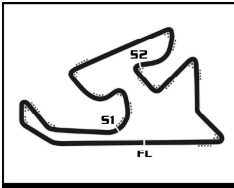
NºPiloto	Nac	Equipo	Moto	Vlts.	Tiempo Total	Dif. Km/h	Mejor Vuelta				
							Vlt.	Tiempo Km/h			
SBK											
1	75	IVO LOPES	PRT	BMW EASYRACE TEAM	17	28:18.668	141.7	3	1:39.139	142.8	
2	99	OSCAR GUTIERREZ	ESP	TEAM HONDA LAGLISSE	HONDA	28:20.937	+2.269	4	1:39.394	142.5	
3	70	MARC ALCOBA	ESP	ANDOTRANS TEAM TORRENTÓ	YAMAHA	28:24.541	+5.873	6	1:39.459	142.4	
4	40	ROMAN RAMOS	ESP	KAWASAKI PALMETO PL RACING	KAWASAKI	28:29.032	+10.364	6	1:39.773	141.9	
5	1	ESTEVE RABAT	ESP	TR53 RACING TEAM	HONDA	28:31.852	+13.184	3	1:39.705	142.0	
6	94	NAOMICHI URAMOTO	JPN	JEG RACING	HONDA	28:33.080	+14.412	10	1:39.984	141.6	
7	13	VILLE VALTONEN	FIN	SENSETEC OY	17	29:07.659	+48.991	8	1:41.846	139.0	
8	93	MATHIAS POULSEN	DNK	YAMAHA TEAM SCANDINAVIA	YAMAHA	29:38.985	+1'20.317	2	1:43.472	136.8	
Retirados											
23	CHRISTOPHE PONSSON	FRA	BMS RACETECH	BMW	10	16:49.881	7 Vlt.	3	1:40.028	141.5	
No salidos											
26	DANIEL SAEZ	ESP	ALMA RACING TEAM				17 Vlt.				
STCK1000											
1	10	UNAI ORRADRE	ESP	TEAM HONDA LAGLISSE	HONDA	17	28:35.350	140.3	7	1:39.658	142.1
2	24	LEONARDO TACCINI	ITA	BMW EASYRACE TEAM	17	28:48.616	+13.266	3	1:40.272	141.2	
3	2	GUILLAUME ANTIGA	FRA	JEG RACING	HONDA	17	28:53.084	+17.734	5	1:40.712	140.6
4	21	EDUARDO MONTERO	ESP	TEAM HONDA LAGLISSE	HONDA	17	28:54.231	+18.881	16	1:41.189	139.9
5	53	DANIEL GONZALEZ	ESP	PS RACING TEAM	YAMAHA	17	28:54.676	+19.326	7	1:40.624	140.7
6	29	JUAN JOSE NUÑEZ	ESP	YAMAHA GV STRATOS	YAMAHA	17	29:09.410	+34.060	7	1:41.806	139.1
7	96	JAMIE W. DAVIS	GBR	SRT	YAMAHA	17	29:09.773	+34.423	4	1:41.956	138.9
8	3	OLA NESBAKKEN	ESP	YAMAHA TEAM SCANDINAVIA	YAMAHA	17	29:43.658	+1'08.308	14	1:43.245	137.1
9	7	ZECHARIAH K. DZEGEDE	USA	JEG RACING	HONDA	17	29:52.745	+1'17.395	3	1:44.083	136.0
10	4	JAVIER ARTIME	ESP	PROMORACING TEAM	YAMAHA	17	29:57.855	+1'22.505	3	1:43.833	136.4
Retirados											
74	PIOTR BIESIEKIRSKI	POL	FAU55 RACING - EUVIC	YAMAHA	11	18:36.200	6 Vlt.	3	1:40.499	140.9	

Hora de publicación:

Estado de pista: **SECO**

Race Director: Maximo Guerrero	Timekeeper: Juan Carlos Jodra
--	---

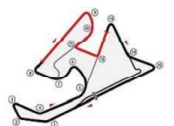





SBK
ESBK - CTO. ESPAÑA DE VELOCIDAD
CARRERA 1

Planing

Nº	Pos	Parrilla	Vit.																
			1	2	3	4	5	6	7	8	9	10	11	12	13	14	15	16	17
75	1	75	75	75	75	75	75	75	75	75	75	75	75	75	75	75	75	75	75
40	2	40	99	99	99	99	99	99	99	99	99	99	99	99	99	99	99	99	99
99	3	99	40	70	40	40	70	70	70	70	70	70	70	70	70	70	70	70	70
70	4	70	70	40	70	70	40	40	40	40	40	40	40	40	40	40	40	40	40
10	5	10	1	1	1	1	1	1	1	1	1	1	1	1	1	1	1	1	1
94	6	94	10	23	23	23	10	10	10	10	10	10	10	10	10	94	94	94	94
2	7	2	23	10	10	10	23	23	23	23	23	23	94	94	94	10	10	10	10
1	8	1	2	2	94	94	94	94	94	94	94	94	74	24	24	24	24	24	24
23	9	23	74	94	24	24	24	24	24	24	24	24	74	24	2	2	2	2	2
74	10	74	24	24	2	2	2	74	74	74	74	24	2	21	21	21	21	21	21
53	11	53	94	74	74	74	74	2	2	2	2	2	21	53	53	53	53	53	53
24	12	24	29	21	21	21	21	21	21	21	21	21	53	29	29	29	29	13	13
26	13	26	21	53	29	29	29	53	53	53	53	53	29	13	13	13	13	29	29
96	14	96	13	29	13	53	53	29	29	29	29	29	13	96	96	96	96	96	96
13	15	13	53	13	53	13	13	13	13	13	13	13	96	93	93	93	93	93	93
21	16	21	96	96	93	96	96	96	96	96	96	96	93	7	3	3	3	3	3
29	17	29	93	93	96	93	93	93	93	93	93	93	7	3	7	7	7	7	7
93	18	93	7	4	4	4	4	4	4	4	4	7	7	3	4	4	4	4	4
4	19	4	4	7	7	7	7	7	7	7	7	4	3	4					
3	20	3	3	3	3	3	3	3	3	3	3	3	4						
7	21	7																	




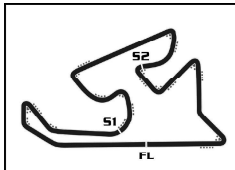


SBK
ESBK - CTO. ESPAÑA DE VELOCIDAD
CARRERA 1

Mejores tiempos de sector

Sector 1			Sector 2		Sector 3		Pos	Nº Piloto	Vuelta Ideal	Mejor Vuelta
Pos	Nº Piloto	Tiempo	Nº Piloto	Tiempo	Nº Piloto	Tiempo				
1	75 I.LOPES	26.188	75 I.LOPES	36.970	75 I.LOPES	35.777	1	75 I.LOPES	1:38.935	1:39.139 (1)
2	70 M.ALCOBA	26.215	40 R.RAMOS	37.095	99 O.GUTIERREZ	35.800	2	99 O.GUTIERREZ	1:39.271	1:39.394 (2)
3	1 E.RABAT	26.245	94 N.URAMOTO	37.139	70 M.ALCOBA	35.805	3	70 M.ALCOBA	1:39.300	1:39.459 (3)
4	10 U.ORRADRE	26.268	99 O.GUTIERREZ	37.146	1 E.RABAT	35.994	4	40 R.RAMOS	1:39.545	1:39.773 (6)
5	23 C.PONSSON	26.316	70 M.ALCOBA	37.280	10 U.ORRADRE	36.030	5	1 E.RABAT	1:39.556	1:39.705 (5)
6	99 O.GUTIERREZ	26.325	10 U.ORRADRE	37.311	23 C.PONSSON	36.041	6	10 U.ORRADRE	1:39.609	1:39.658 (4)
7	40 R.RAMOS	26.381	1 E.RABAT	37.317	40 R.RAMOS	36.069	7	94 N.URAMOTO	1:39.640	1:39.984 (7)
8	94 N.URAMOTO	26.386	24 L.TACCINI	37.352	74 P.BIESIEKIRSKI	36.070	8	23 C.PONSSON	1:39.796	1:40.028 (8)
9	24 L.TACCINI	26.509	23 C.PONSSON	37.439	24 L.TACCINI	36.107	9	24 L.TACCINI	1:39.968	1:40.272 (9)
10	74 P.BIESIEKIRSKI	26.602	2 G.ANTIGA	37.546	94 N.URAMOTO	36.115	10	74 P.BIESIEKIRSKI	1:40.261	1:40.499 (10)
11	21 E.MONTERO	26.625	53 D.GONZALEZ	37.570	2 G.ANTIGA	36.157	11	2 G.ANTIGA	1:40.468	1:40.712 (12)
12	53 D.GONZALEZ	26.658	74 P.BIESIEKIRSKI	37.589	53 D.GONZALEZ	36.304	12	53 D.GONZALEZ	1:40.532	1:40.624 (11)
13	2 G.ANTIGA	26.765	21 E.MONTERO	37.948	13 V.VALTONEN	36.354	13	21 E.MONTERO	1:40.952	1:41.189 (13)
14	96 J.DAVIS	26.825	13 V.VALTONEN	38.012	21 E.MONTERO	36.379	14	29 J.NUÑEZ	1:41.492	1:41.806 (14)
15	29 J.NUÑEZ	26.891	29 J.NUÑEZ	38.068	29 J.NUÑEZ	36.533	15	13 V.VALTONEN	1:41.601	1:41.846 (15)
16	13 V.VALTONEN	27.235	96 J.DAVIS	38.159	96 J.DAVIS	36.718	16	96 J.DAVIS	1:41.702	1:41.956 (16)
17	93 M.POULSEN	27.313	7 Z.DZEGEDE	38.731	3 O.NESBAKKEN	37.138	17	3 O.NESBAKKEN	1:43.244	1:43.245 (17)
18	3 O.NESBAKKEN	27.331	93 M.POULSEN	38.741	7 Z.DZEGEDE	37.151	18	93 M.POULSEN	1:43.326	1:43.472 (18)
19	4 J.ARTIME	27.570	3 O.NESBAKKEN	38.775	4 J.ARTIME	37.160	19	4 J.ARTIME	1:43.781	1:43.833 (19)
20	7 Z.DZEGEDE	27.998	4 J.ARTIME	39.051	93 M.POULSEN	37.272	20	7 Z.DZEGEDE	1:43.880	1:44.083 (20)







CIRCUITO DE NAVARRA 3.933 m.

SBK
ESBK - CTO. ESPAÑA DE VELOCIDAD
Después de CARRERA 1

Velocidad máxima del evento

Nº Piloto	Equipo	Moto	Clase	V.Max	Vit.	Sesión
23 CHRISTOPHE PONSSON	BMS RACETECH	BMW	SBK	288.0	5	CARRERA 1
1 ESTEVE RABAT	TR53 RACING TEAM	HONDA	SBK	283.5	2	CARRERA 1
70 MARC ALCOBA	ANDOTRANS TEAM TORRENTÓ	YAMAHA	SBK	282.0	12	CARRERA 1
29 JUAN JOSE NUÑEZ	YAMAHA GV STRATOS	YAMAHA	STCK1000	281.2	12	ENT. CRONOMETRADO
75 IVO LOPES	BMW EASYRACE TEAM	BMW	SBK	281.2	6	ENT. CRONOMETRADO
10 UNAI ORRADRE	TEAM HONDA LAGLISSE	HONDA	STCK1000	280.5	7	CARRERA 1
21 EDUARDO MONTERO	TEAM HONDA LAGLISSE	HONDA	STCK1000	280.5	13	CARRERA 1
99 OSCAR GUTIERREZ	TEAM HONDA LAGLISSE	HONDA	SBK	280.5	7	CARRERA 1
74 PIOTR BIESIEKIRSKI	FAU55 RACING - EUVIC	YAMAHA	STCK1000	279.1	4	CARRERA 1
2 GUILLAUME ANTIGA	JEG RACING	HONDA	STCK1000	277.6	12	ENT. CRONOMETRADO
96 JAMIE W. DAVIS	SRT	YAMAHA	STCK1000	276.9	10	ENT. CRONOMETRADO
26 DANIEL SAEZ	ALMA RACING TEAM	BMW	SBK	276.2	13	ENT. LIBRES 2
40 ROMAN RAMOS	KAWASAKI PALMETO PL RACING	KAWASAKI	SBK	274.8	8	CARRERA 1
94 NAOMICHI URAMOTO	JEG RACING	HONDA	SBK	274.8	8	CARRERA 1
24 LEONARDO TACCINI	BMW EASYRACE TEAM	BMW	STCK1000	274.1	13	ENT. CRONOMETRADO
53 DANIEL GONZALEZ	PS RACING TEAM	YAMAHA	STCK1000	274.1	5	ENT. CRONOMETRADO
3 OLA NESBAKKEN	YAMAHA TEAM SCANDINAVIA	YAMAHA	STCK1000	272.0	7	CARRERA 1
93 MATHIAS POULSEN	YAMAHA TEAM SCANDINAVIA	YAMAHA	SBK	270.7	11	CARRERA 1
4 JAVIER ARTIME	PROMORACING TEAM	YAMAHA	STCK1000	270.0	3	ENT. CRONOMETRADO
7 ZECHARIAH K. DZEGEDE	JEG RACING	HONDA	STCK1000	268.0	2	CARRERA 1
13 VILLE VALTONEN	SENSETEC OY	BMW	SBK	264.1	7	CARRERA 1







SBK
ESBK - CTO. ESPAÑA DE VELOCIDAD
CARRERA 1

Secuencia de líderes por Clase

Nº	Piloto	Equipo	Moto	Vuelta a	Vuelta Final	Vlts.	Total Vlts.
SBK							
75	IVO LOPES	BMW EASYRACE TEAM		1	17	17	17
STCK1000							
10	UNAI ORRADRE	TEAM HONDA LAGLISSE	HONDA	1	17	17	17







SBK
ESBK - CTO. ESPAÑA DE VELOCIDAD
CARRERA 1

Secuencia de vueltas rápidas

T. Sesión	Nº Piloto	Equipo	Moto	Clase	Tiempo	Km/h	Vlt.
3:24.869	75 IVO LOPES	BMW EASYRACE TEAM		SBK	1:39.519	142.3	2
3:25.761	99 OSCAR GUTIERREZ	TEAM HONDA LAGLISSE	HONDA	SBK	1:39.476	142.3	2
5:04.008	75 IVO LOPES	BMW EASYRACE TEAM		SBK	1:39.139	142.8	3






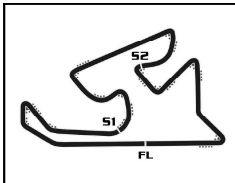
SBK
ESBK - CTO. ESPAÑA DE VELOCIDAD
CARRERA 1

Tiempos por vuelta

Piloto Doblado

Nº	Tiempo	Dif.	Nº	Tiempo	Dif.	Nº	Tiempo	Dif.	Nº	Tiempo	Dif.	Nº	Tiempo	Dif.
Vlt. 1			74	1:40.499	6.385	75	1:39.369		53	1:41.061	21.895	70	1:39.811	5.710
75	1:45.350	0.000	21	1:41.778	9.638	99	1:39.419	1.743	29	1:42.054	24.246	40	1:39.960	7.457
99	1:46.285	0.935	29	1:41.971	10.475	70	1:39.459	4.347	13	1:41.846	25.428	1	1:40.754	10.321
40	1:46.309	0.959	13	1:42.756	11.498	40	1:39.773	5.095	96	1:41.972	29.740	10	1:40.743	10.531
70	1:46.424	1.074	53	1:43.194	11.659	1	1:40.052	6.163	93	1:43.903	38.266	94	1:40.238	11.463
1	1:47.332	1.982	93	1:43.669	15.059	10	1:40.109	6.853	4	1:45.149	45.013	74	1:40.882	16.855
10	1:47.383	2.033	96	1:46.401	16.010	23	1:40.223	7.272	7	1:44.956	45.022	24	1:41.034	17.113
23	1:47.664	2.314	4	1:43.833	18.315	94	1:40.137	8.072	3	1:44.864	45.459	2	1:42.260	22.728
2	1:48.208	2.858	7	1:44.083	19.037	24	1:40.679	9.695	Vlt. 9			21	1:41.524	26.811
74	1:48.659	3.309	3	1:44.210	19.745	74	1:40.801	10.808	75	1:39.571		53	1:41.471	27.228
24	1:48.737	3.387	Vlt. 4			2	1:41.371	11.133	99	1:39.539	2.176	29	1:42.766	33.269
94	1:48.748	3.398	75	1:39.231		21	1:41.687	16.742	70	1:39.665	5.341	13	1:42.651	33.357
29	1:49.418	4.068	99	1:39.394	1.434	53	1:41.650	18.854	40	1:39.902	6.724	96	1:42.023	37.190
21	1:49.840	4.490	40	1:40.354	3.807	29	1:42.257	19.030	1	1:40.452	8.530	93	1:44.650	52.567
13	1:50.350	5.000	70	1:40.321	3.905	13	1:42.158	20.236	10	1:40.341	8.801	7	1:45.290	1:01.149
53	1:50.365	5.015	1	1:40.561	4.547	96	1:42.142	24.410	23	1:40.249	9.696	3	1:45.158	1:01.519
96	1:50.830	5.480	23	1:40.231	4.842	93	1:44.100	29.036	94	1:40.210	10.523	4	1:45.045	1:01.876
93	1:51.926	6.576	10	1:40.143	5.008	4	1:44.168	33.947	24	1:41.174	14.092	Vlt. 12		
7	1:52.894	7.544	94	1:40.131	6.491	7	1:44.352	34.427	74	1:40.647	14.440	75	1:39.601	
4	1:53.449	8.099	24	1:40.567	7.323	3	1:44.227	34.979	2	1:41.977	17.840	99	1:40.118	2.784
3	1:53.828	8.478	2	1:40.781	7.659	Vlt. 7			21	1:41.245	23.196	70	1:39.965	6.074
Vlt. 2			74	1:40.794	7.948	75	1:39.205		53	1:41.353	23.677	40	1:40.067	7.923
75	1:39.519		21	1:41.529	11.936	99	1:39.570	2.108	29	1:42.593	27.268	1	1:40.501	11.221
99	1:39.476	0.892	29	1:42.083	13.327	70	1:39.862	5.004	13	1:41.992	27.849	10	1:40.622	11.552
70	1:40.094	1.649	53	1:41.574	14.002	40	1:39.897	5.787	96	1:42.273	32.442	94	1:40.265	12.127
40	1:40.586	2.026	13	1:42.412	14.679	1	1:39.916	6.874	93	1:44.166	42.861	24	1:41.507	19.019
1	1:40.188	2.651	96	1:41.956	18.735	10	1:39.658	7.306	7	1:44.692	50.143	2	1:42.035	25.162
23	1:40.158	2.953	93	1:43.806	19.634	23	1:40.077	8.144	4	1:45.885	51.327	21	1:41.674	28.884
10	1:40.893	3.407	4	1:44.763	23.847	94	1:40.312	9.179	3	1:45.745	51.633	53	1:41.745	29.372
2	1:40.742	4.081	7	1:44.401	24.207	24	1:40.752	11.242	Vlt. 10			29	1:42.445	36.113
94	1:40.851	4.730	3	1:44.338	24.852	74	1:40.580	12.183	75	1:39.657		13	1:42.492	36.248
24	1:40.986	4.854	Vlt. 5			2	1:41.192	13.120	99	1:39.894	2.413	96	1:42.140	39.729
74	1:41.235	5.025	75	1:39.240		21	1:41.802	19.339	70	1:39.840	5.524	93	1:44.665	57.631
21	1:42.028	6.999	99	1:39.499	1.693	53	1:40.624	20.273	40	1:40.055	7.122	7	1:44.661	1:06.209
53	1:42.108	7.604	70	1:39.592	4.257	29	1:41.806	21.631	1	1:40.319	9.192	3	1:45.062	1:06.980
29	1:43.094	7.643	40	1:40.124	4.691	13	1:41.990	23.021	10	1:40.269	9.413	4	1:45.541	1:07.816
13	1:42.400	7.881	1	1:40.173	5.480	96	1:42.002	27.207	23	1:40.122	10.161	Vlt. 13		
96	1:42.787	8.748	10	1:40.345	6.113	93	1:43.971	33.802	94	1:39.984	10.850	75	1:39.702	
93	1:43.472	10.529	23	1:40.816	6.418	4	1:44.561	39.303	74	1:40.815	15.598	99	1:39.810	2.892
4	1:45.041	13.621	94	1:40.053	7.304	7	1:44.283	39.505	24	1:41.269	15.704	70	1:39.712	6.084
7	1:46.068	14.093	24	1:40.302	8.385	3	1:44.260	40.034	2	1:41.910	20.093	40	1:40.319	8.540
3	1:45.715	14.674	2	1:40.712	9.131	Vlt. 8			21	1:41.373	24.912	1	1:40.285	11.804
Vlt. 3			74	1:40.668	9.376	75	1:39.439		53	1:41.362	25.382	10	1:40.381	12.231
75	1:39.139		21	1:41.728	14.424	99	1:39.539	2.208	29	1:42.517	30.128	94	1:40.148	12.573
99	1:39.518	1.271	29	1:42.055	16.142	70	1:39.682	5.247	13	1:42.139	30.331	24	1:41.821	21.138
40	1:39.797	2.684	53	1:41.811	16.573	40	1:40.045	6.393	96	1:42.007	34.792	2	1:41.975	27.435
70	1:40.305	2.815	13	1:42.008	17.447	1	1:40.214	7.649	93	1:44.338	47.542	21	1:41.484	30.666
1	1:39.705	3.217	96	1:42.142	21.637	10	1:40.164	8.031	7	1:44.998	55.484	53	1:41.324	30.994
23	1:40.028	3.842	93	1:43.911	24.305	23	1:40.313	9.018	3	1:44.010	55.986	29	1:42.806	39.217
10	1:39.828	4.096	4	1:44.541	29.148	94	1:40.144	9.884	4	1:44.786	56.456	13	1:42.791	39.337
94	1:40.000	5.591	7	1:44.477	29.444	24	1:40.686	12.489	Vlt. 11			96	1:42.054	42.081
24	1:40.272	5.987	3	1:44.509	30.121	74	1:40.620	13.364	75	1:39.625		93	1:44.819	1:02.748
2	1:41.167	6.109	Vlt. 6			2	1:41.753	15.434	99	1:39.479	2.267	3	1:43.930	1:11.208
			75	1:39.439		21	1:41.622	21.522				7	1:45.374	1:11.881





CIRCUITO DE NAVARRA 3.933 m.

SBK


ESBK - CTO. ESPAÑA DE VELOCIDAD

CARRERA 1

Tiempos por vuelta

Piloto Doblado

Nº	Tiempo	Dif.	Nº	Tiempo	Dif.	Nº	Tiempo	Dif.	Nº	Tiempo	Dif.	Nº	Tiempo	Dif.
4	1:44.950	1:13.064	96	1:42.038	48.745									
Vlt. 14			93	1:43.939	1:15.847									
75	1:39.910		3	1:43.465	1:21.603									
99	1:39.754	2.736	7	1:45.543	1:27.367									
70	1:39.748	5.922	4	1:46.230	1:31.795									
40	1:40.198	8.828	Vlt. 17											
1	1:40.160	12.054	75	1:40.240										
94	1:40.373	13.036	99	1:40.083	2.269									
10	1:40.962	13.283	70	1:40.106	5.873									
24	1:41.943	23.171	40	1:40.751	10.364									
2	1:41.781	29.306	1	1:40.323	13.184									
21	1:41.223	31.979	94	1:40.648	14.412									
53	1:41.241	32.325	10	1:41.609	16.682									
29	1:42.623	41.930	24	1:43.017	29.948									
13	1:42.597	42.024	2	1:41.969	34.416									
96	1:42.143	44.314	21	1:41.281	35.563									
93	1:44.560	1:07.398	53	1:41.160	36.008									
3	1:43.245	1:14.543	13	1:42.168	48.991									
7	1:44.510	1:16.481	29	1:42.943	50.742									
4	1:44.529	1:17.683	96	1:42.600	51.105									
Vlt. 15			93	1:44.710	1:20.317									
75	1:39.902		3	1:43.627	1:24.990									
99	1:39.918	2.752	7	1:46.950	1:34.077									
70	1:39.693	5.713	4	1:47.632	1:39.187									
40	1:40.203	9.129												
1	1:40.363	12.515												
94	1:40.635	13.769												
10	1:41.042	14.423												
24	1:42.032	25.301												
2	1:41.669	31.073												
21	1:41.224	33.301												
53	1:41.763	34.186												
29	1:42.646	44.674												
13	1:42.642	44.764												
96	1:42.263	46.675												
93	1:44.380	1:11.876												
3	1:43.465	1:18.106												
7	1:45.213	1:21.792												
4	1:47.752	1:25.533												
Vlt. 16														
75	1:39.968													
99	1:39.642	2.426												
70	1:40.262	6.007												
40	1:40.692	9.853												
1	1:40.554	13.101												
94	1:40.203	14.004												
10	1:40.858	15.313												
24	1:41.838	27.171												
2	1:41.582	32.687												
21	1:41.189	34.522												
53	1:40.870	35.088												
13	1:42.267	47.063												
29	1:43.333	48.039												






SBK ESBK - CTO. ESPAÑA DE VELOCIDAD CARRERA 1

Análisis de sectores lentos

■ Mejor Personal ■ Mejor de la sesión ■ Cruzando por el pit lane

Vlt.	Tiempo	Sector 1	Sector 2	Sector 3	Km/h	T. Sesión	Vlt.	Tiempo	Sector 1	Sector 2	Sector 3	Km/h	T. Sesión
1	ESTEVE RABAT					ESP	15	1:43.465	27.431	38.790	37.244	136.8	26:16.566
	TR53 RACING TEAM					HONDA	16	1:43.465	27.433	38.894	37.138	136.8	28:00.031
							17	1:43.627	27.434	38.812	37.381	136.6	29:43.658
1	1:47.332	33.046	37.715	36.571	131.9	1:47.332							
2	1:40.188	26.570	37.426	36.192	141.3	3:27.520							
3	1:39.705	26.394	37.317	35.994	142.0	5:07.225							
4	1:40.561	26.571	37.699	36.291	140.8	6:47.786							
5	1:40.173	26.411	37.563	36.199	141.3	8:27.959							
6	1:40.052	26.406	37.408	36.238	141.5	10:08.011							
7	1:39.916	26.245	37.418	36.253	141.7	11:47.927							
8	1:40.214	26.362	37.570	36.282	141.3	13:28.141							
9	1:40.452	26.544	37.557	36.351	141.0	15:08.593							
10	1:40.319	26.582	37.460	36.277	141.1	16:48.912							
11	1:40.754	26.684	37.709	36.361	140.5	18:29.666							
12	1:40.501	26.624	37.530	36.347	140.9	20:10.167							
13	1:40.285	26.502	37.445	36.338	141.2	21:50.452							
14	1:40.160	26.486	37.427	36.247	141.4	23:30.612							
15	1:40.363	26.533	37.533	36.297	141.1	25:10.975							
16	1:40.554	26.619	37.561	36.374	140.8	26:51.529							
17	1:40.323	26.424	37.601	36.298	141.1	28:31.852							
2	GUILLAUME ANTIGA					FRA	4	JAVIER ARTIME					ESP
	JEG RACING					HONDA		PROMORACING TEAM					YAMAHA
1	1:48.208	33.460	38.240	36.508	130.8	1:48.208	1	1:53.449	35.894	39.959	37.596	124.8	1:53.449
2	1:40.742	26.988	37.597	36.157	140.5	3:28.950	2	1:45.041	28.324	39.371	37.346	134.8	3:38.490
3	1:41.167	26.765	37.546	36.856	140.0	5:10.117	3	1:43.833	27.622	39.051	37.160	136.4	5:22.323
4	1:40.781	26.973	37.592	36.216	140.5	6:50.898	4	1:44.763	27.645	39.740	37.378	135.2	7:07.086
5	1:40.712	26.882	37.644	36.186	140.6	8:31.610	5	1:44.541	27.887	39.157	37.497	135.4	8:51.627
6	1:41.371	27.024	38.103	36.244	139.7	10:12.981	6	1:44.168	27.570	39.220	37.378	135.9	10:35.795
7	1:41.192	27.062	37.778	36.352	139.9	11:54.173	7	1:44.561	27.835	39.139	37.587	135.4	12:20.356
8	1:41.753	26.985	38.182	36.586	139.1	13:35.926	8	1:45.149	27.836	39.672	37.641	134.7	14:05.505
9	1:41.977	27.272	38.168	36.537	138.8	15:17.903	9	1:45.885	28.591	39.741	37.553	133.7	15:51.390
10	1:41.910	27.297	38.080	36.533	138.9	16:59.813	10	1:44.786	27.633	39.344	37.809	135.1	17:36.176
11	1:42.260	27.343	38.038	36.879	138.5	18:42.073	11	1:45.045	27.757	39.604	37.684	134.8	19:21.221
12	1:42.035	27.446	38.019	36.570	138.8	20:24.108	12	1:45.541	27.968	39.906	37.667	134.2	21:06.762
13	1:41.975	27.294	38.065	36.616	138.8	22:06.083	13	1:44.950	27.866	39.479	37.605	134.9	22:51.712
14	1:41.781	27.333	38.042	36.406	139.1	23:47.864	14	1:44.529	27.785	39.277	37.467	135.5	24:36.241
15	1:41.669	27.186	38.114	36.369	139.3	25:29.533	15	1:47.752	30.381	39.444	37.927	131.4	26:23.993
16	1:41.582	27.161	37.981	36.440	139.4	27:11.115	16	1:46.230	28.235	39.539	38.456	133.3	28:10.223
17	1:41.969	27.217	37.963	36.789	138.9	28:53.084	17	1:47.632	28.257	40.650	38.725	131.5	29:57.855
3	OLA NESBAKKEN					ESP	7	ZECHARIAH K. DZEGEDE					USA
	YAMAHA TEAM SCANDINAVIA					YAMAHA		JEG RACING					HONDA
1	1:53.828	36.225	39.981	37.622	124.4	1:53.828	1	1:52.894	35.705	39.503	37.686	125.4	1:52.894
2	1:45.715	28.706	39.483	37.526	133.9	3:39.543	2	1:46.068	29.499	39.327	37.242	133.5	3:38.962
3	1:44.210	27.757	39.110	37.343	135.9	5:23.753	3	1:44.083	28.121	38.731	37.231	136.0	5:23.045
4	1:44.338	27.613	39.063	37.662	135.7	7:08.091	4	1:44.401	28.089	38.902	37.410	135.6	7:07.446
5	1:44.509	27.743	39.292	37.474	135.5	8:52.600	5	1:44.477	28.207	39.119	37.151	135.5	8:51.923
6	1:44.227	27.752	38.965	37.510	135.8	10:36.827	6	1:44.352	28.280	38.813	37.259	135.7	10:36.275
7	1:44.260	27.612	39.077	37.571	135.8	12:21.087	7	1:44.283	27.998	39.094	37.191	135.8	12:20.558
8	1:44.864	27.924	39.580	37.360	135.0	14:05.951	8	1:44.956	28.282	39.380	37.294	134.9	14:05.514
9	1:45.745	28.352	39.695	37.698	133.9	15:51.696	9	1:44.692	28.352	38.914	37.426	135.2	15:50.206
10	1:44.010	27.632	38.952	37.426	136.1	17:35.706	10	1:44.998	28.248	39.156	37.594	134.8	17:35.204
11	1:45.158	27.920	39.407	37.831	134.6	19:20.864	11	1:45.290	28.283	39.297	37.710	134.5	19:20.494
12	1:45.062	28.031	39.672	37.359	134.8	21:05.926	12	1:44.661	28.285	39.150	37.226	135.3	21:05.155
13	1:43.930	27.511	39.002	37.417	136.2	22:49.856	13	1:45.374	28.132	38.928	38.314	134.4	22:50.529
14	1:43.245	27.331	38.775	37.139	137.1	24:33.101	14	1:44.510	28.144	38.963	37.403	135.5	24:35.039
10	UNAI ORRADRE					ESP	10	UNAI ORRADRE					ESP
	TEAM HONDA LAGLISSE					HONDA		TEAM HONDA LAGLISSE					HONDA
1	1:47.383	33.291	37.846	36.246	131.9	1:47.383	1	1:47.383	33.291	37.846	36.246	131.9	1:47.383
2	1:40.893	27.345	37.459	36.089	140.3	3:28.276	2	1:40.893	27.345	37.459	36.089	140.3	3:28.276
3	1:39.828	26.268	37.400	36.160	141.8	5:08.104	3	1:39.828	26.268	37.400	36.160	141.8	5:08.104
4	1:40.143	26.312	37.730	36.101	141.4	6:48.247	4	1:40.143	26.312	37.730	36.101	141.4	6:48.247
5	1:40.345	26.533	37.632	36.180	141.1	8:28.592	5	1:40.345	26.533	37.632	36.180	141.1	8:28.592
6	1:40.109	26.476	37.507	36.126	141.4	10:08.701	6	1:40.109	26.476	37.507	36.126	141.4	10:08.701
7	1:39.658	26.317	37.311	36.030	142.1	11:48.359	7	1:39.658	26.317	37.311	36.030	142.1	11:48.359
8	1:40.164	26.430	37.567	36.167	141.4	13:28.523	8	1:40.164	26.430	37.567	36.167	141.4	13:28.523
9	1:40.341	26.462	37.670	36.209	141.1	15:08.864	9	1:40.341	26.462	37.670	36.209	141.1	15:08.864
10	1:40.269	26.555	37.560	36.154	141.2	16:49.133	10	1:40.269	26.555	37.560	36.154	141.2	16:49.133
11	1:40.743	26.693	37.741	36.309	140.5	18:29.876	11	1:40.743	26.693	37.741	36.309	140.5	18:29.876



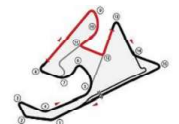



SBK ESBK - CTO. ESPAÑA DE VELOCIDAD CARRERA 1

Análisis de sectores lentos

■ Mejor Personal ■ Mejor de la sesión ■ Cruzando por el pit lane

Vlt.	Tiempo	Sector 1	Sector 2	Sector 3	Km/h	T. Sesión	Vlt.	Tiempo	Sector 1	Sector 2	Sector 3	Km/h	T. Sesión
12	1:40.622	26.668	37.666	36.288	140.7	20:10.498	9	1:40.249	26.474	37.637	36.138	141.2	15:09.759
13	1:40.381	26.475	37.671	36.235	141.1	21:50.879	10	1:40.122	26.520	37.561	36.041	141.4	16:49.881
14	1:40.962	26.609	37.754	36.599	140.2	23:31.841	24 LEONARDO TACCINI ITA						
15	1:41.042	26.597	38.082	36.363	140.1	25:12.883	BMW EASYRACE TEAM						
16	1:40.858	26.638	37.772	36.448	140.4	26:53.741	1	1:48.737	34.096	38.217	36.424	130.2	1:48.737
17	1:41.609	26.852	37.992	36.765	139.3	28:35.350	2	1:40.986	26.979	37.900	36.107	140.2	3:29.723
13 VILLE VALTONEN FIN							3	1:40.272	26.612	37.352	36.308	141.2	5:09.995
SENSETEC OY							4	1:40.567	26.550	37.707	36.310	140.8	6:50.562
1	1:50.350	34.765	38.983	36.602	128.3	1:50.350	5	1:40.302	26.606	37.456	36.240	141.2	8:30.864
2	1:42.400	27.287	38.590	36.523	138.3	3:32.750	6	1:40.679	26.509	37.680	36.490	140.6	10:11.543
3	1:42.756	27.733	38.282	36.741	137.8	5:15.506	7	1:40.752	26.622	37.583	36.547	140.5	11:52.295
4	1:42.412	27.788	38.106	36.518	138.3	6:57.918	8	1:40.686	26.704	37.610	36.372	140.6	13:32.981
5	1:42.008	27.378	38.060	36.570	138.8	8:39.926	9	1:41.174	26.855	37.876	36.443	139.9	15:14.155
6	1:42.158	27.274	38.367	36.517	138.6	10:22.084	10	1:41.269	26.835	37.775	36.659	139.8	16:55.424
7	1:41.990	27.235	38.245	36.510	138.8	12:04.074	11	1:41.034	26.892	37.908	36.234	140.1	18:36.458
8	1:41.846	27.279	38.067	36.500	139.0	13:45.920	12	1:41.507	27.124	37.645	36.738	139.5	20:17.965
9	1:41.992	27.283	38.160	36.549	138.8	15:27.912	13	1:41.821	27.028	38.090	36.703	139.1	21:59.786
10	1:42.139	27.263	38.194	36.682	138.6	17:10.051	14	1:41.943	27.139	38.118	36.686	138.9	23:41.729
11	1:42.651	27.334	38.457	36.860	137.9	18:52.702	15	1:42.032	27.072	38.208	36.752	138.8	25:23.761
12	1:42.492	28.061	38.077	36.354	138.1	20:35.194	16	1:41.838	27.152	38.041	36.645	139.0	27:05.599
13	1:42.791	27.399	38.692	36.700	137.7	22:17.985	17	1:43.017	27.314	38.372	37.331	137.4	28:48.616
14	1:42.597	27.306	38.673	36.618	138.0	24:00.582	29 JUAN JOSE NUÑEZ ESP						
15	1:42.642	27.533	38.521	36.588	137.9	25:43.224	YAMAHA GV STRATOS YAMAHA						
16	1:42.267	27.543	38.012	36.712	138.4	27:25.491	1	1:49.418	34.287	38.357	36.774	129.4	1:49.418
17	1:42.168	27.252	38.223	36.693	138.6	29:07.659	2	1:43.094	27.268	38.953	36.873	137.3	3:32.512
21 EDUARDO MONTERO ESP							3	1:41.971	27.056	38.244	36.671	138.9	5:14.483
TEAM HONDA LAGLISSE HONDA							4	1:42.083	27.040	38.510	36.533	138.7	6:56.566
1	1:49.840	34.430	38.598	36.812	128.9	1:49.840	5	1:42.055	27.016	38.219	36.820	138.7	8:38.621
2	1:42.028	27.003	38.350	36.675	138.8	3:31.868	6	1:42.257	26.891	38.319	37.047	138.5	10:20.878
3	1:41.778	26.844	38.293	36.641	139.1	5:13.646	7	1:41.806	27.095	38.068	36.643	139.1	12:02.684
4	1:41.529	26.820	38.114	36.595	139.5	6:55.175	8	1:42.054	27.014	38.420	36.620	138.7	13:44.738
5	1:41.728	26.916	38.158	36.654	139.2	8:36.903	9	1:42.593	27.201	38.576	36.816	138.0	15:27.331
6	1:41.687	26.820	38.212	36.655	139.2	10:18.590	10	1:42.517	27.264	38.458	36.795	138.1	17:09.848
7	1:41.802	26.962	38.221	36.619	139.1	12:00.392	11	1:42.766	27.317	38.488	36.961	137.8	18:52.614
8	1:41.622	26.762	38.293	36.567	139.3	13:42.014	12	1:42.445	27.185	38.377	36.883	138.2	20:35.059
9	1:41.245	26.661	38.127	36.457	139.8	15:23.259	13	1:42.806	27.323	38.666	36.817	137.7	22:17.865
10	1:41.373	26.726	38.121	36.526	139.7	17:04.632	14	1:42.623	27.310	38.488	36.825	138.0	24:00.488
11	1:41.524	26.799	38.171	36.554	139.5	18:46.156	15	1:42.646	27.454	38.390	36.802	137.9	25:43.134
12	1:41.674	26.849	38.360	36.465	139.3	20:27.830	16	1:43.333	27.359	39.328	36.646	137.0	27:26.467
13	1:41.484	26.797	38.014	36.673	139.5	22:09.314	17	1:42.943	27.260	38.574	37.109	137.5	29:09.410
14	1:41.223	26.704	38.012	36.507	139.9	23:50.537	40 ROMAN RAMOS ESP						
15	1:41.224	26.625	38.220	36.379	139.9	25:31.761	KAWASAKI PALMETO PL RACING KAWASAKI						
16	1:41.189	26.681	38.028	36.480	139.9	27:12.950	1	1:46.309	32.644	37.427	36.238	133.2	1:46.309
17	1:41.281	26.697	37.948	36.636	139.8	28:54.231	2	1:40.586	26.484	37.697	36.405	140.8	3:26.895
23 CHRISTOPHE PONSSON FRA							3	1:39.797	26.381	37.095	36.321	141.9	5:06.692
BMS RACETECH BMW							4	1:40.354	26.766	37.186	36.402	141.1	6:47.046
1	1:47.664	33.540	37.920	36.204	131.5	1:47.664	5	1:40.124	26.537	37.384	36.203	141.4	8:27.170
2	1:40.158	26.624	37.439	36.095	141.4	3:27.822	6	1:39.773	26.457	37.237	36.079	141.9	10:06.943
3	1:40.028	26.316	37.500	36.212	141.5	5:07.850	7	1:39.897	26.414	37.411	36.072	141.7	11:46.840
4	1:40.231	26.376	37.607	36.248	141.3	6:48.081	8	1:40.045	26.447	37.331	36.267	141.5	13:26.885
5	1:40.816	26.523	38.049	36.244	140.4	8:28.897	9	1:39.902	26.604	37.229	36.069	141.7	15:06.787
6	1:40.223	26.407	37.544	36.272	141.3	10:09.120	10	1:40.055	26.552	37.417	36.086	141.5	16:46.842
7	1:40.077	26.334	37.573	36.170	141.5	11:49.197	11	1:39.960	26.525	37.299	36.136	141.6	18:26.802
8	1:40.313	26.497	37.630	36.186	141.1	13:29.510	12	1:40.067	26.643	37.338	36.086	141.5	20:06.869






SBK ESBK - CTO. ESPAÑA DE VELOCIDAD CARRERA 1

Análisis de sectores lentos

■ Mejor Personal ■ Mejor de la sesión ■ Cruzando por el pit lane

Vlt.	Tiempo	Sector 1	Sector 2	Sector 3	Km/h	T. Sesión	Vlt.	Tiempo	Sector 1	Sector 2	Sector 3	Km/h	T. Sesión
13	1:40.319	26.659	37.447	36.213	141.1	21:47.188	10	1:40.815	26.754	37.698	36.363	140.4	16:55.318
14	1:40.198	26.606	37.425	36.167	141.3	23:27.386	11	1:40.882	26.850	37.765	36.267	140.4	18:36.200
15	1:40.203	26.601	37.410	36.192	141.3	25:07.589	75 IVO LOPES PRT BMW EASYRACE TEAM						
16	1:40.692	26.718	37.631	36.343	140.6	26:48.281	1	1:45.350	32.413	36.970	35.967	134.4	1:45.350
17	1:40.751	26.901	37.540	36.310	140.5	28:29.032	2	1:39.519	26.188	37.077	36.254	142.3	3:24.869
53 DANIEL GONZALEZ ESP PS RACING TEAM YAMAHA							3	1:39.139	26.301	37.026	35.812	142.8	5:04.008
1	1:50.365	34.877	38.483	37.005	128.3	1:50.365	4	1:39.231	26.330	37.085	35.816	142.7	6:43.239
2	1:42.108	27.353	38.106	36.649	138.7	3:32.473	5	1:39.240	26.299	37.148	35.793	142.7	8:22.479
3	1:43.194	28.380	38.124	36.690	137.2	5:15.667	6	1:39.369	26.306	37.089	35.974	142.5	10:01.848
4	1:41.574	27.191	37.730	36.653	139.4	6:57.241	7	1:39.205	26.292	37.136	35.777	142.7	11:41.053
5	1:41.811	27.473	37.745	36.593	139.1	8:39.052	8	1:39.439	26.276	37.378	35.785	142.4	13:20.492
6	1:41.650	26.793	38.163	36.694	139.3	10:20.702	9	1:39.571	26.329	37.371	35.871	142.2	15:00.063
7	1:40.624	26.720	37.600	36.304	140.7	12:01.326	10	1:39.657	26.321	37.361	35.975	142.1	16:39.720
8	1:41.061	26.753	37.719	36.589	140.1	13:42.387	11	1:39.625	26.295	37.309	36.021	142.1	18:19.345
9	1:41.353	26.679	38.072	36.602	139.7	15:23.740	12	1:39.601	26.330	37.347	35.924	142.2	19:58.946
10	1:41.362	26.754	37.928	36.680	139.7	17:05.102	13	1:39.702	26.358	37.345	35.999	142.0	21:38.648
11	1:41.471	26.769	37.953	36.749	139.5	18:46.573	14	1:39.910	26.493	37.488	35.929	141.7	23:18.558
12	1:41.745	26.860	38.152	36.733	139.2	20:28.318	15	1:39.902	26.473	37.491	35.938	141.7	24:58.460
13	1:41.324	26.786	37.871	36.667	139.7	22:09.642	16	1:39.968	26.437	37.471	36.060	141.6	26:38.428
14	1:41.241	26.725	37.895	36.621	139.9	23:50.883	17	1:40.240	26.473	37.428	36.339	141.2	28:18.668
15	1:41.763	26.658	38.732	36.373	139.1	25:32.646	93 MATHIAS POULSEN DNK YAMAHA TEAM SCANDINAVIA YAMAHA						
16	1:40.870	26.789	37.667	36.414	140.4	27:13.516	1	1:51.926	35.282	39.275	37.369	126.5	1:51.926
17	1:41.160	26.807	37.570	36.783	140.0	28:54.676	2	1:43.472	27.313	38.887	37.272	136.8	3:35.398
70 MARC ALCOBA ESP ANDOTRANS TEAM TORRENTÓ YAMAHA							3	1:43.669	27.529	38.741	37.399	136.6	5:19.067
1	1:46.424	32.828	37.531	36.065	133.0	1:46.424	4	1:43.806	27.374	38.924	37.508	136.4	7:02.873
2	1:40.094	26.655	37.397	36.042	141.5	3:26.518	5	1:43.911	27.402	39.024	37.485	136.3	8:46.784
3	1:40.305	26.215	37.784	36.306	141.2	5:06.823	6	1:44.100	27.520	39.112	37.468	136.0	10:30.884
4	1:40.321	26.504	37.280	36.537	141.1	6:47.144	7	1:43.971	27.575	38.945	37.451	136.2	12:14.855
5	1:39.592	26.277	37.369	35.946	142.2	8:26.736	8	1:43.903	27.488	38.926	37.489	136.3	13:58.758
6	1:39.459	26.343	37.311	35.805	142.4	10:06.195	9	1:44.166	27.466	39.083	37.617	135.9	15:42.924
7	1:39.862	26.469	37.433	35.960	141.8	11:46.057	10	1:44.338	27.514	39.204	37.620	135.7	17:27.262
8	1:39.682	26.398	37.334	35.950	142.0	13:25.739	11	1:44.650	27.550	39.483	37.617	135.3	19:11.912
9	1:39.665	26.264	37.442	35.959	142.1	15:05.404	12	1:44.665	27.742	39.200	37.723	135.3	20:56.577
10	1:39.840	26.413	37.472	35.955	141.8	16:45.244	13	1:44.819	27.710	39.347	37.762	135.1	22:41.396
11	1:39.811	26.423	37.464	35.924	141.9	18:25.055	14	1:44.560	27.693	39.226	37.641	135.4	24:25.956
12	1:39.965	26.393	37.447	36.125	141.6	20:05.020	15	1:44.380	27.689	39.065	37.626	135.6	26:10.336
13	1:39.712	26.390	37.414	35.908	142.0	21:44.732	16	1:43.939	27.465	38.991	37.483	136.2	27:54.275
14	1:39.748	26.408	37.439	35.901	141.9	23:24.480	17	1:44.710	27.639	39.389	37.682	135.2	29:38.985
15	1:39.693	26.382	37.305	36.006	142.0	25:04.173	94 NAOMICHI URAMOTO JPN JEG RACING HONDA						
16	1:40.262	26.347	37.840	36.075	141.2	26:44.435	1	1:48.748	33.930	38.035	36.783	130.2	1:48.748
17	1:40.106	26.487	37.560	36.059	141.4	28:24.541	2	1:40.851	26.766	37.484	36.601	140.4	3:29.599
74 PIOTR BIESIEKIRSKI POL FAU55 RACING - EUVIC YAMAHA							3	1:40.000	26.479	37.139	36.382	141.6	5:09.599
1	1:48.659	33.791	38.070	36.798	130.3	1:48.659	4	1:40.131	26.386	37.464	36.281	141.4	6:49.730
2	1:41.235	26.689	37.955	36.591	139.9	3:29.894	5	1:40.053	26.498	37.227	36.328	141.5	8:29.783
3	1:40.499	26.602	37.726	36.171	140.9	5:10.393	6	1:40.137	26.445	37.464	36.228	141.4	10:09.920
4	1:40.794	26.771	37.807	36.216	140.5	6:51.187	7	1:40.312	26.448	37.590	36.274	141.1	11:50.232
5	1:40.668	26.742	37.740	36.186	140.6	8:31.855	8	1:40.144	26.483	37.416	36.245	141.4	13:30.376
6	1:40.801	26.850	37.730	36.221	140.5	10:12.656	9	1:40.210	26.498	37.461	36.251	141.3	15:10.586
7	1:40.580	26.751	37.589	36.240	140.8	11:53.236	10	1:39.984	26.458	37.411	36.115	141.6	16:50.570
8	1:40.620	26.827	37.723	36.070	140.7	13:33.856	11	1:40.238	26.387	37.377	36.474	141.3	18:30.808
9	1:40.647	26.808	37.629	36.210	140.7	15:14.503	12	1:40.265	26.620	37.400	36.245	141.2	20:11.073





SBK

ESBK - CTO. ESPAÑA DE VELOCIDAD

CARRERA 1

Análisis de sectores lentos

■ Mejor Personal ■ Mejor de la sesión B Cruzando por el pit lane

Vlt.	Tiempo	Sector 1	Sector 2	Sector 3	Km/h	T. Sesión	Vlt.	Tiempo	Sector 1	Sector 2	Sector 3	Km/h	T. Sesión
13	1:40.148	26.537	37.442	36.169	141.4	21:51.221							
14	1:40.373	26.513	37.435	36.425	141.1	23:31.594							
15	1:40.635	26.513	37.873	36.249	140.7	25:12.229							
16	1:40.203	26.487	37.469	36.247	141.3	26:52.432							
17	1:40.648	26.690	37.612	36.346	140.7	28:33.080							


96 JAMIE W. DAVIS GBR
SRT YAMAHA

1	1:50.830	35.066	39.046	36.718	127.8	1:50.830
2	1:42.787	27.135	38.639	37.013	137.7	3:33.617
3	1:46.401	31.313	38.351	36.737	133.1	5:20.018
4	1:41.956	26.825	38.246	36.885	138.9	7:01.974
5	1:42.142	26.994	38.159	36.989	138.6	8:44.116
6	1:42.142	27.187	38.226	36.729	138.6	10:26.258
7	1:42.002	26.980	38.259	36.763	138.8	12:08.260
8	1:41.972	26.931	38.234	36.807	138.8	13:50.232
9	1:42.273	26.875	38.522	36.876	138.4	15:32.505
10	1:42.007	27.025	38.253	36.729	138.8	17:14.512
11	1:42.023	26.861	38.291	36.871	138.8	18:56.535
12	1:42.140	26.975	38.333	36.832	138.6	20:38.675
13	1:42.054	26.827	38.388	36.839	138.7	22:20.729
14	1:42.143	26.966	38.395	36.782	138.6	24:02.872
15	1:42.263	27.109	38.368	36.786	138.5	25:45.135
16	1:42.038	26.893	38.360	36.785	138.8	27:27.173
17	1:42.600	26.954	38.521	37.125	138.0	29:09.773

99 OSCAR GUTIERREZ ESP
TEAM HONDA LAGLISSE HONDA

1	1:46.285	32.539	37.350	36.396	133.2	1:46.285
2	1:39.476	26.350	37.146	35.980	142.3	3:25.761
3	1:39.518	26.437	37.170	35.911	142.3	5:05.279
4	1:39.394	26.391	37.154	35.849	142.5	6:44.673
5	1:39.499	26.342	37.229	35.928	142.3	8:24.172
6	1:39.419	26.325	37.202	35.892	142.4	10:03.591
7	1:39.570	26.391	37.312	35.867	142.2	11:43.161
8	1:39.539	26.444	37.295	35.800	142.2	13:22.700
9	1:39.539	26.422	37.248	35.869	142.2	15:02.239
10	1:39.894	26.459	37.445	35.990	141.7	16:42.133
11	1:39.479	26.367	37.181	35.931	142.3	18:21.612
12	1:40.118	26.536	37.528	36.054	141.4	20:01.730
13	1:39.810	26.441	37.369	36.000	141.9	21:41.540
14	1:39.754	26.455	37.355	35.944	141.9	23:21.294
15	1:39.918	26.556	37.423	35.939	141.7	25:01.212
16	1:39.642	26.394	37.237	36.011	142.1	26:40.854
17	1:40.083	26.526	37.290	36.267	141.5	28:20.937






SBK ESBK - CTO. ESPAÑA DE VELOCIDAD CARRERA 1

Análisis de sectores lentos

■ Mejor Personal ■ Mejor de la sesión ■ Cruzando por el pit lane

Vlt.	Tiempo	Sector 1	Sector 2	Sector 3	Km/h	T. Sesión	Vlt.	Tiempo	Sector 1	Sector 2	Sector 3	Km/h	T. Sesión
1	ESTEVE RABAT					ESP	15	1:43.465	27.431	38.790	37.244	136.8	26:16.566
	TR53 RACING TEAM					HONDA	16	1:43.465	27.433	38.894	37.138	136.8	28:00.031
							17	1:43.627	27.434	38.812	37.381	136.6	29:43.658
1	1:47.332	33.046	37.715	36.571	131.9	1:47.332							
2	1:40.188	26.570	37.426	36.192	141.3	3:27.520							
3	1:39.705	26.394	37.317	35.994	142.0	5:07.225							
4	1:40.561	26.571	37.699	36.291	140.8	6:47.786							
5	1:40.173	26.411	37.563	36.199	141.3	8:27.959							
6	1:40.052	26.406	37.408	36.238	141.5	10:08.011							
7	1:39.916	26.245	37.418	36.253	141.7	11:47.927							
8	1:40.214	26.362	37.570	36.282	141.3	13:28.141							
9	1:40.452	26.544	37.557	36.351	141.0	15:08.593							
10	1:40.319	26.582	37.460	36.277	141.1	16:48.912							
11	1:40.754	26.684	37.709	36.361	140.5	18:29.666							
12	1:40.501	26.624	37.530	36.347	140.9	20:10.167							
13	1:40.285	26.502	37.445	36.338	141.2	21:50.452							
14	1:40.160	26.486	37.427	36.247	141.4	23:30.612							
15	1:40.363	26.533	37.533	36.297	141.1	25:10.975							
16	1:40.554	26.619	37.561	36.374	140.8	26:51.529							
17	1:40.323	26.424	37.601	36.298	141.1	28:31.852							
2	GUILLAUME ANTIGA					FRA	4	JAVIER ARTIME					ESP
	JEG RACING					HONDA		PROMORACING TEAM					YAMAHA
1	1:48.208	33.460	38.240	36.508	130.8	1:48.208	1	1:53.449	35.894	39.959	37.596	124.8	1:53.449
2	1:40.742	26.988	37.597	36.157	140.5	3:28.950	2	1:45.041	28.324	39.371	37.346	134.8	3:38.490
3	1:41.167	26.765	37.546	36.856	140.0	5:10.117	3	1:43.833	27.622	39.051	37.160	136.4	5:22.323
4	1:40.781	26.973	37.592	36.216	140.5	6:50.898	4	1:44.763	27.645	39.740	37.378	135.2	7:07.086
5	1:40.712	26.882	37.644	36.186	140.6	8:31.610	5	1:44.541	27.887	39.157	37.497	135.4	8:51.627
6	1:41.371	27.024	38.103	36.244	139.7	10:12.981	6	1:44.168	27.570	39.220	37.378	135.9	10:35.795
7	1:41.192	27.062	37.778	36.352	139.9	11:54.173	7	1:44.561	27.835	39.139	37.587	135.4	12:20.356
8	1:41.753	26.985	38.182	36.586	139.1	13:35.926	8	1:45.149	27.836	39.672	37.641	134.7	14:05.505
9	1:41.977	27.272	38.168	36.537	138.8	15:17.903	9	1:45.885	28.591	39.741	37.553	133.7	15:51.390
10	1:41.910	27.297	38.080	36.533	138.9	16:59.813	10	1:44.786	27.633	39.344	37.809	135.1	17:36.176
11	1:42.260	27.343	38.038	36.879	138.5	18:42.073	11	1:45.045	27.757	39.604	37.684	134.8	19:21.221
12	1:42.035	27.446	38.019	36.570	138.8	20:24.108	12	1:45.541	27.968	39.906	37.667	134.2	21:06.762
13	1:41.975	27.294	38.065	36.616	138.8	22:06.083	13	1:44.950	27.866	39.479	37.605	134.9	22:51.712
14	1:41.781	27.333	38.042	36.406	139.1	23:47.864	14	1:44.529	27.785	39.277	37.467	135.5	24:36.241
15	1:41.669	27.186	38.114	36.369	139.3	25:29.533	15	1:47.752	30.381	39.444	37.927	131.4	26:23.993
16	1:41.582	27.161	37.981	36.440	139.4	27:11.115	16	1:46.230	28.235	39.539	38.456	133.3	28:10.223
17	1:41.969	27.217	37.963	36.789	138.9	28:53.084	17	1:47.632	28.257	40.650	38.725	131.5	29:57.855
3	OLA NESBAKKEN					ESP	7	ZECHARIAH K. DZEGEDE					USA
	YAMAHA TEAM SCANDINAVIA					YAMAHA		JEG RACING					HONDA
1	1:53.828	36.225	39.981	37.622	124.4	1:53.828	1	1:52.894	35.705	39.503	37.686	125.4	1:52.894
2	1:45.715	28.706	39.483	37.526	133.9	3:39.543	2	1:46.068	29.499	39.327	37.242	133.5	3:38.962
3	1:44.210	27.757	39.110	37.343	135.9	5:23.753	3	1:44.083	28.121	38.731	37.231	136.0	5:23.045
4	1:44.338	27.613	39.063	37.662	135.7	7:08.091	4	1:44.401	28.089	38.902	37.410	135.6	7:07.446
5	1:44.509	27.743	39.292	37.474	135.5	8:52.600	5	1:44.477	28.207	39.119	37.151	135.5	8:51.923
6	1:44.227	27.752	38.965	37.510	135.8	10:36.827	6	1:44.352	28.280	38.813	37.259	135.7	10:36.275
7	1:44.260	27.612	39.077	37.571	135.8	12:21.087	7	1:44.283	27.998	39.094	37.191	135.8	12:20.558
8	1:44.864	27.924	39.580	37.360	135.0	14:05.951	8	1:44.956	28.282	39.380	37.294	134.9	14:05.514
9	1:45.745	28.352	39.695	37.698	133.9	15:51.696	9	1:44.692	28.352	38.914	37.426	135.2	15:50.206
10	1:44.010	27.632	38.952	37.426	136.1	17:35.706	10	1:44.998	28.248	39.156	37.594	134.8	17:35.204
11	1:45.158	27.920	39.407	37.831	134.6	19:20.864	11	1:45.290	28.283	39.297	37.710	134.5	19:20.494
12	1:45.062	28.031	39.672	37.359	134.8	21:05.926	12	1:44.661	28.285	39.150	37.226	135.3	21:05.155
13	1:43.930	27.511	39.002	37.417	136.2	22:49.856	13	1:45.374	28.132	38.928	38.314	134.4	22:50.529
14	1:43.245	27.331	38.775	37.139	137.1	24:33.101	14	1:44.510	28.144	38.963	37.403	135.5	24:35.039
10	UNAI ORRADRE					ESP	15	1:45.213	28.271	39.450	37.492	134.6	26:20.252
	TEAM HONDA LAGLISSE					HONDA	16	1:45.543	28.288	39.358	37.897	134.2	28:05.795
1	1:47.383	33.291	37.846	36.246	131.9	1:47.383	17	1:46.950	28.517	39.897	38.536	132.4	29:52.745
2	1:40.893	27.345	37.459	36.089	140.3	3:28.276							
3	1:39.828	26.268	37.400	36.160	141.8	5:08.104							
4	1:40.143	26.312	37.730	36.101	141.4	6:48.247							
5	1:40.345	26.533	37.632	36.180	141.1	8:28.592							
6	1:40.109	26.476	37.507	36.126	141.4	10:08.701							
7	1:39.658	26.317	37.311	36.030	142.1	11:48.359							
8	1:40.164	26.430	37.567	36.167	141.4	13:28.523							
9	1:40.341	26.462	37.670	36.209	141.1	15:08.864							
10	1:40.269	26.555	37.560	36.154	141.2	16:49.133							
11	1:40.743	26.693	37.741	36.309	140.5	18:29.876							






SBK ESBK - CTO. ESPAÑA DE VELOCIDAD CARRERA 1

Análisis de sectores lentos

■ Mejor Personal ■ Mejor de la sesión ■ Cruzando por el pit lane

Vlt.	Tiempo	Sector 1	Sector 2	Sector 3	Km/h	T. Sesión	Vlt.	Tiempo	Sector 1	Sector 2	Sector 3	Km/h	T. Sesión
12	1:40.622	26.668	37.666	36.288	140.7	20:10.498	9	1:40.249	26.474	37.637	36.138	141.2	15:09.759
13	1:40.381	26.475	37.671	36.235	141.1	21:50.879	10	1:40.122	26.520	37.561	36.041	141.4	16:49.881
14	1:40.962	26.609	37.754	36.599	140.2	23:31.841	24 LEONARDO TACCINI ITA						
15	1:41.042	26.597	38.082	36.363	140.1	25:12.883	BMW EASYRACE TEAM						
16	1:40.858	26.638	37.772	36.448	140.4	26:53.741	1	1:48.737	34.096	38.217	36.424	130.2	1:48.737
17	1:41.609	26.852	37.992	36.765	139.3	28:35.350	2	1:40.986	26.979	37.900	36.107	140.2	3:29.723
13 VILLE VALTONEN FIN							3	1:40.272	26.612	37.352	36.308	141.2	5:09.995
SENSETEC OY							4	1:40.567	26.550	37.707	36.310	140.8	6:50.562
1	1:50.350	34.765	38.983	36.602	128.3	1:50.350	5	1:40.302	26.606	37.456	36.240	141.2	8:30.864
2	1:42.400	27.287	38.590	36.523	138.3	3:32.750	6	1:40.679	26.509	37.680	36.490	140.6	10:11.543
3	1:42.756	27.733	38.282	36.741	137.8	5:15.506	7	1:40.752	26.622	37.583	36.547	140.5	11:52.295
4	1:42.412	27.788	38.106	36.518	138.3	6:57.918	8	1:40.686	26.704	37.610	36.372	140.6	13:32.981
5	1:42.008	27.378	38.060	36.570	138.8	8:39.926	9	1:41.174	26.855	37.876	36.443	139.9	15:14.155
6	1:42.158	27.274	38.367	36.517	138.6	10:22.084	10	1:41.269	26.835	37.775	36.659	139.8	16:55.424
7	1:41.990	27.235	38.245	36.510	138.8	12:04.074	11	1:41.034	26.892	37.908	36.234	140.1	18:36.458
8	1:41.846	27.279	38.067	36.500	139.0	13:45.920	12	1:41.507	27.124	37.645	36.738	139.5	20:17.965
9	1:41.992	27.283	38.160	36.549	138.8	15:27.912	13	1:41.821	27.028	38.090	36.703	139.1	21:59.786
10	1:42.139	27.263	38.194	36.682	138.6	17:10.051	14	1:41.943	27.139	38.118	36.686	138.9	23:41.729
11	1:42.651	27.334	38.457	36.860	137.9	18:52.702	15	1:42.032	27.072	38.208	36.752	138.8	25:23.761
12	1:42.492	28.061	38.077	36.354	138.1	20:35.194	16	1:41.838	27.152	38.041	36.645	139.0	27:05.599
13	1:42.791	27.399	38.692	36.700	137.7	22:17.985	17	1:43.017	27.314	38.372	37.331	137.4	28:48.616
14	1:42.597	27.306	38.673	36.618	138.0	24:00.582	29 JUAN JOSE NUÑEZ ESP						
15	1:42.642	27.533	38.521	36.588	137.9	25:43.224	YAMAHA GV STRATOS YAMAHA						
16	1:42.267	27.543	38.012	36.712	138.4	27:25.491	1	1:49.418	34.287	38.357	36.774	129.4	1:49.418
17	1:42.168	27.252	38.223	36.693	138.6	29:07.659	2	1:43.094	27.268	38.953	36.873	137.3	3:32.512
21 EDUARDO MONTERO ESP							3	1:41.971	27.056	38.244	36.671	138.9	5:14.483
TEAM HONDA LAGLISSE HONDA							4	1:42.083	27.040	38.510	36.533	138.7	6:56.566
1	1:49.840	34.430	38.598	36.812	128.9	1:49.840	5	1:42.055	27.016	38.219	36.820	138.7	8:38.621
2	1:42.028	27.003	38.350	36.675	138.8	3:31.868	6	1:42.257	26.891	38.319	37.047	138.5	10:20.878
3	1:41.778	26.844	38.293	36.641	139.1	5:13.646	7	1:41.806	27.095	38.068	36.643	139.1	12:02.684
4	1:41.529	26.820	38.114	36.595	139.5	6:55.175	8	1:42.054	27.014	38.420	36.620	138.7	13:44.738
5	1:41.728	26.916	38.158	36.654	139.2	8:36.903	9	1:42.593	27.201	38.576	36.816	138.0	15:27.331
6	1:41.687	26.820	38.212	36.655	139.2	10:18.590	10	1:42.517	27.264	38.458	36.795	138.1	17:09.848
7	1:41.802	26.962	38.221	36.619	139.1	12:00.392	11	1:42.766	27.317	38.488	36.961	137.8	18:52.614
8	1:41.622	26.762	38.293	36.567	139.3	13:42.014	12	1:42.445	27.185	38.377	36.883	138.2	20:35.059
9	1:41.245	26.661	38.127	36.457	139.8	15:23.259	13	1:42.806	27.323	38.666	36.817	137.7	22:17.865
10	1:41.373	26.726	38.121	36.526	139.7	17:04.632	14	1:42.623	27.310	38.488	36.825	138.0	24:00.488
11	1:41.524	26.799	38.171	36.554	139.5	18:46.156	15	1:42.646	27.454	38.390	36.802	137.9	25:43.134
12	1:41.674	26.849	38.360	36.465	139.3	20:27.830	16	1:43.333	27.359	39.328	36.646	137.0	27:26.467
13	1:41.484	26.797	38.014	36.673	139.5	22:09.314	17	1:42.943	27.260	38.574	37.109	137.5	29:09.410
14	1:41.223	26.704	38.012	36.507	139.9	23:50.537	40 ROMAN RAMOS ESP						
15	1:41.224	26.625	38.220	36.379	139.9	25:31.761	KAWASAKI PALMETO PL RACING KAWASAKI						
16	1:41.189	26.681	38.028	36.480	139.9	27:12.950	1	1:46.309	32.644	37.427	36.238	133.2	1:46.309
17	1:41.281	26.697	37.948	36.636	139.8	28:54.231	2	1:40.586	26.484	37.697	36.405	140.8	3:26.895
23 CHRISTOPHE PONSSON FRA							3	1:39.797	26.381	37.095	36.321	141.9	5:06.692
BMS RACETECH BMW							4	1:40.354	26.766	37.186	36.402	141.1	6:47.046
1	1:47.664	33.540	37.920	36.204	131.5	1:47.664	5	1:40.124	26.537	37.384	36.203	141.4	8:27.170
2	1:40.158	26.624	37.439	36.095	141.4	3:27.822	6	1:39.773	26.457	37.237	36.079	141.9	10:06.943
3	1:40.028	26.316	37.500	36.212	141.5	5:07.850	7	1:39.897	26.414	37.411	36.072	141.7	11:46.840
4	1:40.231	26.376	37.607	36.248	141.3	6:48.081	8	1:40.045	26.447	37.331	36.267	141.5	13:26.885
5	1:40.816	26.523	38.049	36.244	140.4	8:28.897	9	1:39.902	26.604	37.229	36.069	141.7	15:06.787
6	1:40.223	26.407	37.544	36.272	141.3	10:09.120	10	1:40.055	26.552	37.417	36.086	141.5	16:46.842
7	1:40.077	26.334	37.573	36.170	141.5	11:49.197	11	1:39.960	26.525	37.299	36.136	141.6	18:26.802
8	1:40.313	26.497	37.630	36.186	141.1	13:29.510	12	1:40.067	26.643	37.338	36.086	141.5	20:06.869






SBK ESBK - CTO. ESPAÑA DE VELOCIDAD CARRERA 1

Análisis de sectores lentos

■ Mejor Personal ■ Mejor de la sesión ■ Cruzando por el pit lane

Vlt.	Tiempo	Sector 1	Sector 2	Sector 3	Km/h	T. Sesión	Vlt.	Tiempo	Sector 1	Sector 2	Sector 3	Km/h	T. Sesión
13	1:40.319	26.659	37.447	36.213	141.1	21:47.188	10	1:40.815	26.754	37.698	36.363	140.4	16:55.318
14	1:40.198	26.606	37.425	36.167	141.3	23:27.386	11	1:40.882	26.850	37.765	36.267	140.4	18:36.200
15	1:40.203	26.601	37.410	36.192	141.3	25:07.589	75 IVO LOPES PRT BMW EASYRACE TEAM						
16	1:40.692	26.718	37.631	36.343	140.6	26:48.281	1	1:45.350	32.413	36.970	35.967	134.4	1:45.350
17	1:40.751	26.901	37.540	36.310	140.5	28:29.032	2	1:39.519	26.188	37.077	36.254	142.3	3:24.869
53 DANIEL GONZALEZ ESP PS RACING TEAM YAMAHA							3	1:39.139	26.301	37.026	35.812	142.8	5:04.008
1	1:50.365	34.877	38.483	37.005	128.3	1:50.365	4	1:39.231	26.330	37.085	35.816	142.7	6:43.239
2	1:42.108	27.353	38.106	36.649	138.7	3:32.473	5	1:39.240	26.299	37.148	35.793	142.7	8:22.479
3	1:43.194	28.380	38.124	36.690	137.2	5:15.667	6	1:39.369	26.306	37.089	35.974	142.5	10:01.848
4	1:41.574	27.191	37.730	36.653	139.4	6:57.241	7	1:39.205	26.292	37.136	35.777	142.7	11:41.053
5	1:41.811	27.473	37.745	36.593	139.1	8:39.052	8	1:39.439	26.276	37.378	35.785	142.4	13:20.492
6	1:41.650	26.793	38.163	36.694	139.3	10:20.702	9	1:39.571	26.329	37.371	35.871	142.2	15:00.063
7	1:40.624	26.720	37.600	36.304	140.7	12:01.326	10	1:39.657	26.321	37.361	35.975	142.1	16:39.720
8	1:41.061	26.753	37.719	36.589	140.1	13:42.387	11	1:39.625	26.295	37.309	36.021	142.1	18:19.345
9	1:41.353	26.679	38.072	36.602	139.7	15:23.740	12	1:39.601	26.330	37.347	35.924	142.2	19:58.946
10	1:41.362	26.754	37.928	36.680	139.7	17:05.102	13	1:39.702	26.358	37.345	35.999	142.0	21:38.648
11	1:41.471	26.769	37.953	36.749	139.5	18:46.573	14	1:39.910	26.493	37.488	35.929	141.7	23:18.558
12	1:41.745	26.860	38.152	36.733	139.2	20:28.318	15	1:39.902	26.473	37.491	35.938	141.7	24:58.460
13	1:41.324	26.786	37.871	36.667	139.7	22:09.642	16	1:39.968	26.437	37.471	36.060	141.6	26:38.428
14	1:41.241	26.725	37.895	36.621	139.9	23:50.883	17	1:40.240	26.473	37.428	36.339	141.2	28:18.668
15	1:41.763	26.658	38.732	36.373	139.1	25:32.646	93 MATHIAS POULSEN DNK YAMAHA TEAM SCANDINAVIA YAMAHA						
16	1:40.870	26.789	37.667	36.414	140.4	27:13.516	1	1:51.926	35.282	39.275	37.369	126.5	1:51.926
17	1:41.160	26.807	37.570	36.783	140.0	28:54.676	2	1:43.472	27.313	38.887	37.272	136.8	3:35.398
70 MARC ALCOBA ESP ANDOTRANS TEAM TORRENTÓ YAMAHA							3	1:43.669	27.529	38.741	37.399	136.6	5:19.067
1	1:46.424	32.828	37.531	36.065	133.0	1:46.424	4	1:43.806	27.374	38.924	37.508	136.4	7:02.873
2	1:40.094	26.655	37.397	36.042	141.5	3:26.518	5	1:43.911	27.402	39.024	37.485	136.3	8:46.784
3	1:40.305	26.215	37.784	36.306	141.2	5:06.823	6	1:44.100	27.520	39.112	37.468	136.0	10:30.884
4	1:40.321	26.504	37.280	36.537	141.1	6:47.144	7	1:43.971	27.575	38.945	37.451	136.2	12:14.855
5	1:39.592	26.277	37.369	35.946	142.2	8:26.736	8	1:43.903	27.488	38.926	37.489	136.3	13:58.758
6	1:39.459	26.343	37.311	35.805	142.4	10:06.195	9	1:44.166	27.466	39.083	37.617	135.9	15:42.924
7	1:39.862	26.469	37.433	35.960	141.8	11:46.057	10	1:44.338	27.514	39.204	37.620	135.7	17:27.262
8	1:39.682	26.398	37.334	35.950	142.0	13:25.739	11	1:44.650	27.550	39.483	37.617	135.3	19:11.912
9	1:39.665	26.264	37.442	35.959	142.1	15:05.404	12	1:44.665	27.742	39.200	37.723	135.3	20:56.577
10	1:39.840	26.413	37.472	35.955	141.8	16:45.244	13	1:44.819	27.710	39.347	37.762	135.1	22:41.396
11	1:39.811	26.423	37.464	35.924	141.9	18:25.055	14	1:44.560	27.693	39.226	37.641	135.4	24:25.956
12	1:39.965	26.393	37.447	36.125	141.6	20:05.020	15	1:44.380	27.689	39.065	37.626	135.6	26:10.336
13	1:39.712	26.390	37.414	35.908	142.0	21:44.732	16	1:43.939	27.465	38.991	37.483	136.2	27:54.275
14	1:39.748	26.408	37.439	35.901	141.9	23:24.480	17	1:44.710	27.639	39.389	37.682	135.2	29:38.985
15	1:39.693	26.382	37.305	36.006	142.0	25:04.173	94 NAOMICHI URAMOTO JPN JEG RACING HONDA						
16	1:40.262	26.347	37.840	36.075	141.2	26:44.435	1	1:48.748	33.930	38.035	36.783	130.2	1:48.748
17	1:40.106	26.487	37.560	36.059	141.4	28:24.541	2	1:40.851	26.766	37.484	36.601	140.4	3:29.599
74 PIOTR BIESIEKIRSKI POL FAU55 RACING - EUVIC YAMAHA							3	1:40.000	26.479	37.139	36.382	141.6	5:09.599
1	1:48.659	33.791	38.070	36.798	130.3	1:48.659	4	1:40.131	26.386	37.464	36.281	141.4	6:49.730
2	1:41.235	26.689	37.955	36.591	139.9	3:29.894	5	1:40.053	26.498	37.227	36.328	141.5	8:29.783
3	1:40.499	26.602	37.726	36.171	140.9	5:10.393	6	1:40.137	26.445	37.464	36.228	141.4	10:09.920
4	1:40.794	26.771	37.807	36.216	140.5	6:51.187	7	1:40.312	26.448	37.590	36.274	141.1	11:50.232
5	1:40.668	26.742	37.740	36.186	140.6	8:31.855	8	1:40.144	26.483	37.416	36.245	141.4	13:30.376
6	1:40.801	26.850	37.730	36.221	140.5	10:12.656	9	1:40.210	26.498	37.461	36.251	141.3	15:10.586
7	1:40.580	26.751	37.589	36.240	140.8	11:53.236	10	1:39.984	26.458	37.411	36.115	141.6	16:50.570
8	1:40.620	26.827	37.723	36.070	140.7	13:33.856	11	1:40.238	26.387	37.377	36.474	141.3	18:30.808
9	1:40.647	26.808	37.629	36.210	140.7	15:14.503	12	1:40.265	26.620	37.400	36.245	141.2	20:11.073





SBK ESBK - CTO. ESPAÑA DE VELOCIDAD CARRERA 1

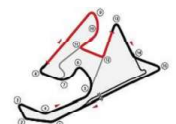
Análisis de sectores lentos

■ Mejor Personal ■ Mejor de la sesión B Cruzando por el pit lane

Vlt.	Tiempo	Sector 1	Sector 2	Sector 3	Km/h	T. Sesión	Vlt.	Tiempo	Sector 1	Sector 2	Sector 3	Km/h	T. Sesión
13	1:40.148	26.537	37.442	36.169	141.4	21:51.221							
14	1:40.373	26.513	37.435	36.425	141.1	23:31.594							
15	1:40.635	26.513	37.873	36.249	140.7	25:12.229							
16	1:40.203	26.487	37.469	36.247	141.3	26:52.432							
17	1:40.648	26.690	37.612	36.346	140.7	28:33.080							

96		JAMIE W. DAVIS		GBR		
SRT		YAMAHA				
1	1:50.830	35.066	39.046	36.718	127.8	1:50.830
2	1:42.787	27.135	38.639	37.013	137.7	3:33.617
3	1:46.401	31.313	38.351	36.737	133.1	5:20.018
4	1:41.956	26.825	38.246	36.885	138.9	7:01.974
5	1:42.142	26.994	38.159	36.989	138.6	8:44.116
6	1:42.142	27.187	38.226	36.729	138.6	10:26.258
7	1:42.002	26.980	38.259	36.763	138.8	12:08.260
8	1:41.972	26.931	38.234	36.807	138.8	13:50.232
9	1:42.273	26.875	38.522	36.876	138.4	15:32.505
10	1:42.007	27.025	38.253	36.729	138.8	17:14.512
11	1:42.023	26.861	38.291	36.871	138.8	18:56.535
12	1:42.140	26.975	38.333	36.832	138.6	20:38.675
13	1:42.054	26.827	38.388	36.839	138.7	22:20.729
14	1:42.143	26.966	38.395	36.782	138.6	24:02.872
15	1:42.263	27.109	38.368	36.786	138.5	25:45.135
16	1:42.038	26.893	38.360	36.785	138.8	27:27.173
17	1:42.600	26.954	38.521	37.125	138.0	29:09.773

99		OSCAR GUTIERREZ		ESP		
TEAM HONDA LAGLISSE		HONDA				
1	1:46.285	32.539	37.350	36.396	133.2	1:46.285
2	1:39.476	26.350	37.146	35.980	142.3	3:25.761
3	1:39.518	26.437	37.170	35.911	142.3	5:05.279
4	1:39.394	26.391	37.154	35.849	142.5	6:44.673
5	1:39.499	26.342	37.229	35.928	142.3	8:24.172
6	1:39.419	26.325	37.202	35.892	142.4	10:03.591
7	1:39.570	26.391	37.312	35.867	142.2	11:43.161
8	1:39.539	26.444	37.295	35.800	142.2	13:22.700
9	1:39.539	26.422	37.248	35.869	142.2	15:02.239
10	1:39.894	26.459	37.445	35.990	141.7	16:42.133
11	1:39.479	26.367	37.181	35.931	142.3	18:21.612
12	1:40.118	26.536	37.528	36.054	141.4	20:01.730
13	1:39.810	26.441	37.369	36.000	141.9	21:41.540
14	1:39.754	26.455	37.355	35.944	141.9	23:21.294
15	1:39.918	26.556	37.423	35.939	141.7	25:01.212
16	1:39.642	26.394	37.237	36.011	142.1	26:40.854
17	1:40.083	26.526	37.290	36.267	141.5	28:20.937

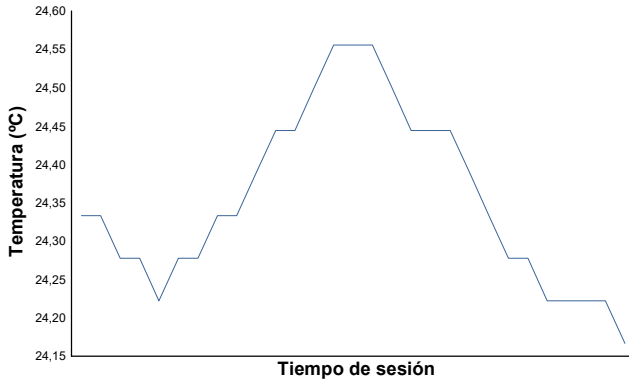




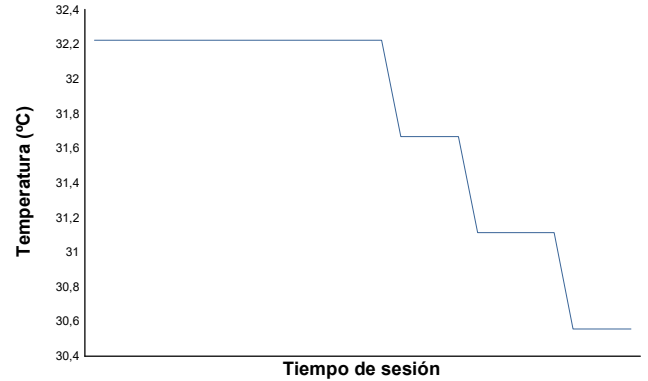
ESBK - CTO. ESPAÑA DE VELOCIDAD
SBK
CARRERA 1

Informe meteorológico

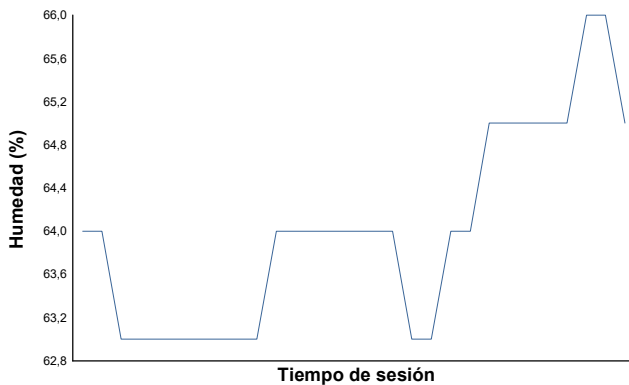
Temperatura del Aire



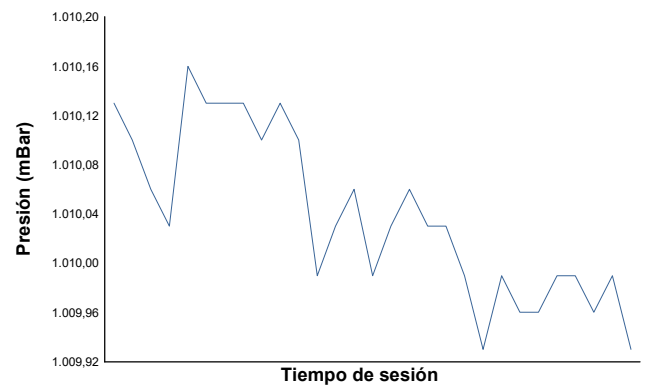
Temperatura de la Pista



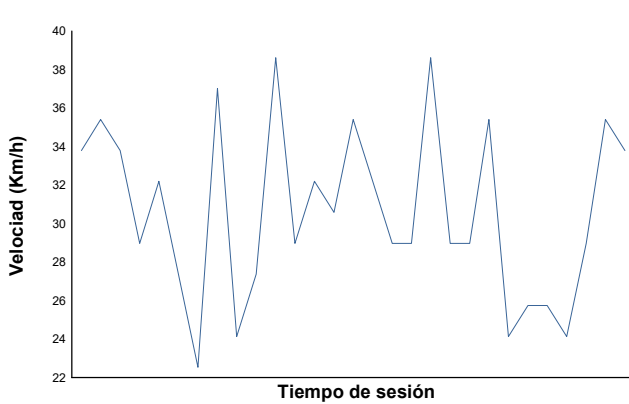
Humedad



Presión

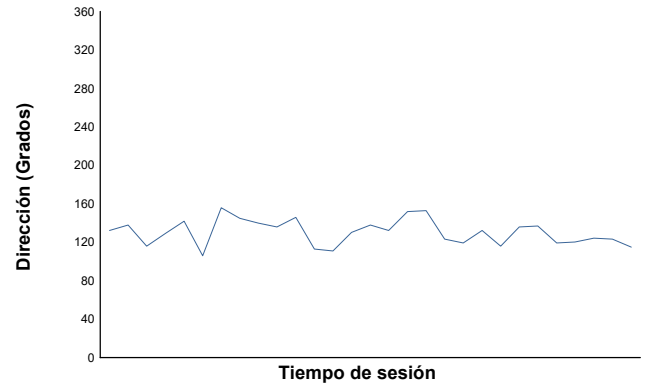


Velocidad del viento



Dirección del viento

Norte=0°/360° Este=90° Sur=180° Oeste=270°



Estado de pista: **SECO**

