
CIRCUITO DE NAVARRA 3.933 m.

SUPERBIKE CE

COPA ESPAÑA DE VELOCIDAD

ENTRENAMIENTO CRONOMETRADO

Clasificación

Nº	Piloto	Nac	Equipo	Moto	Neum.	Cl.	Tiempo	Vlt.	Total	Dif.	Km/h
1	26 DANIEL SAEZ	ESP			SBK-RR€		1:53.991	8	11	-	- 124.2
2	23 CHRISTOPHE PONSSON	FRA	BMW MOTORRAD IBERIA CUP	BMW MOTORRAD	Dunlop	SBK-RR€	1:55.757	9	9	+1.766	+1.766 122.3
3	27 OSCAR FERNANDEZ	ESP	ALMA RACING TEAM	KAWASAKI		SBK	1:57.836	4	10	+3.845	+2.079 120.2
4	22 ENEKO BANDERAS	REG				SBK-RR€	1:58.027	11	11	+4.036	+0.191 120.0
5	17 SAMUEL DIAZ	ESP	TECNIRACING	YAMAHA		SBK	1:58.065	8	8	+4.074	+0.038 119.9
6	92 JULIO DOMINGUEZ	ESP	BMW MOTORRAD IBERIA CUP			SBK M4C	1:59.174	9	9	+5.183	+1.109 118.8
7	96 PACO MORALES	ESP	BRITISH CARRERA TEAM	YAMAHA	Dunlop	SBK	2:00.430	3	10	+6.439	+1.256 117.6
8	61 FELIX RODRIGUEZ	ESP	SPORTBIKE61	KAWASAKI	Dunlop	SBK M4C	2:01.310	12	12	+7.319	+0.880 116.7
9	24 JOSE CARLOS PINTO	ESP	MIERES RAZING	YAMAHA	Dunlop	SBK M4C	2:04.395	10	11	+10.404	+3.085 113.8
10	36 YOUSEF SORIANO	ESP	I+DENT	YAMAHA	Dunlop	SBK	2:09.320	10	10	+15.329	+4.925 109.5
11	6 RAFAEL URENDA	ESP	BRITISH CARRERA	YAMAHA		SBK M4C	2:09.917	2	6	+15.926	+0.597 109.0
12	7 JUAN CARLOS GARCIA	ESP		YAMAHA	Dunlop	SBK	2:14.478	9	9	+20.487	+4.561 105.3
13	14 ANDRE SUEIRO	ESP		YAMAHA	Dunlop	SBK	2:14.607	5	7	+20.616	+0.129 105.2
14	15 JOSE A. JIMENEZ	ESP	MDR COMPETICION			SBK M4C					
15	52 JAMIE W. DAVIS	GBR	SRT	YAMAHA		SBK					

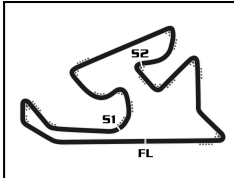
Vuelta rápida: Vlt. 8 DANIEL SAEZ 1:53.991 124.2 Km/h

Hora de publicación:

Estado de pista: **MOJADO**

Race Director:	Timekeeper:
-----------------------	--------------------





CIRCUITO DE NAVARRA 3.933 m.

SUPERBIKE CE

COPA ESPAÑA DE VELOCIDAD

ENTRENAMIENTO CRONOMETRADO

Clasificación por Clase

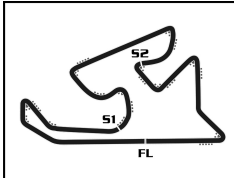
Nº Piloto	Nac	Equipo	Moto	Tiempo	Vlt. Total	Dif.	Km/h
SBK							
1 27 OSCAR FERNANDEZ	ESP	ALMA RACING TEAM	KAWASAKI	1:57.836	4 10		120.2
2 17 SAMUEL DIAZ	ESP	TECNIRACING	YAMAHA	1:58.065	8 8	+0.229 +0.229	119.9
3 96 PACO MORALES	ESP	BRITISH CARRERA TEAM	YAMAHA	2:00.430	3 10	+2.594 +2.365	117.6
4 36 YOUSEF SORIANO	ESP	I+DENT	YAMAHA	2:09.320	10 10	+11.484 +8.890	109.5
5 7 JUAN CARLOS GARCIA	ESP		YAMAHA	2:14.478	9 9	+16.642 +5.158	105.3
6 14 ANDRE SUEIRO	ESP		YAMAHA	2:14.607	5 7	+16.771 +0.129	105.2
7 52 JAMIE W. DAVIS	GBR	SRT	YAMAHA				
SBK M40							
1 92 JULIO DOMINGUEZ	ESP	BMW MOTORRAD IBERIA CUP		1:59.174	9 9		118.8
2 61 FELIX RODRIGUEZ	ESP	SPORTBIKE61	KAWASAKI	2:01.310	12 12	+2.136 +2.136	116.7
3 24 JOSE CARLOS PINTO	ESP	MIERES RAZING	YAMAHA	2:04.395	10 11	+5.221 +3.085	113.8
4 6 RAFAEL URENDA	ESP	BRITISH CARRERA	YAMAHA	2:09.917	2 6	+10.743 +5.522	109.0
5 15 JOSE A. JIMENEZ	ESP	MDR COMPETICION					
SBK-RREGIONAL							
1 26 DANIEL SAEZ	ESP			1:53.991	8 11		124.2
2 23 CHRISTOPHE PONSSON	FRA	BMW MOTORRAD IBERIA CUP	BMW MOTORRAD	1:55.757	9 9	+1.766 +1.766	122.3
3 22 ENEKO BANDERAS	REG			1:58.027	11 11	+4.036 +2.270	120.0

Hora de publicación:

Estado de pista: **MOJADO**

Race Director:	Timekeeper:
----------------	-------------





CIRCUITO DE NAVARRA 3.933 m.

SUPERBIKE CE

COPA ESPAÑA DE VELOCIDAD

ENTRENAMIENTO CRONOMETRADO

Clasificación por Grupo

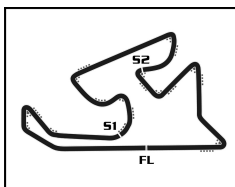
Nº Piloto	Nac	Equipo	Moto	Tiempo	Vlt. Total	Dif.	Km/h	
1	17	SAMUEL DIAZ	ESP	TECNIRACING	YAMAHA	1:58.065	8 8	119.9
2	96	PACO MORALES	ESP	BRITISH CARRERA TEAM	YAMAHA	2:00.430	3 10	+2.365 +2.365 117.6
3	24	JOSE CARLOS PINTO	ESP	MIERES RAZING	YAMAHA	2:04.395	10 11	+6.330 +3.965 113.8
4	36	YOUSEF SORIANO	ESP	I+DENT	YAMAHA	2:09.320	10 10	+11.255 +4.925 109.5
5	6	RAFAEL URENDA	ESP	BRITISH CARRERA	YAMAHA	2:09.917	2 6	+11.852 +0.597 109.0
6	7	JUAN CARLOS GARCIA	ESP		YAMAHA	2:14.478	9 9	+16.413 +4.561 105.3
7	14	ANDRE SUEIRO	ESP		YAMAHA	2:14.607	5 7	+16.542 +0.129 105.2
8	52	JAMIE W. DAVIS	GBR	SRT	YAMAHA			

Hora de publicación:

Estado de pista: **MOJADO**

Race Director:	Timekeeper:
----------------	-------------





CIRCUITO DE NAVARRA 3.933 m.

SUPERBIKE CE

COPA ESPAÑA DE VELOCIDAD

ENTRENAMIENTO CRONOMETRADO

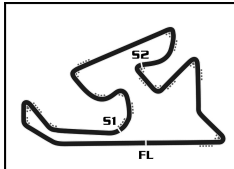
Mejores tiempos de sector

Sector 1			Sector 2		Sector 3				Vuelta Ideal	Mejor Vuelta	
Pos	Nº Piloto	Tiempo	Nº Piloto	Tiempo	Nº Piloto	Tiempo	Pos	Nº Piloto			
1	26 D.SAEZ	29.923	26 D.SAEZ	42.761	26 D.SAEZ	40.941	1	26 D.SAEZ	1:53.625	1:53.991	(1)
2	17 S.DIAZ	30.758	23 C.PONSSON	43.272	23 C.PONSSON	41.192	2	23 C.PONSSON	1:55.259	1:55.757	(2)
3	23 C.PONSSON	30.795	27 O.FERNANDEZ	44.162	27 O.FERNANDEZ	42.138	3	27 O.FERNANDEZ	1:57.449	1:57.836	(3)
4	22 E.BANDERAS	30.884	17 S.DIAZ	44.426	92 J.DOMINGUEZ	42.142	4	17 S.DIAZ	1:57.623	1:58.065	(5)
5	27 O.FERNANDEZ	31.149	22 E.BANDERAS	44.562	17 S.DIAZ	42.439	5	22 E.BANDERAS	1:58.027	1:58.027	(4)
6	92 J.DOMINGUEZ	31.939	92 J.DOMINGUEZ	44.789	22 E.BANDERAS	42.581	6	92 J.DOMINGUEZ	1:58.870	1:59.174	(6)
7	96 P.MORALES	31.956	96 P.MORALES	44.864	61 F.RODRIGUEZ	43.270	7	96 P.MORALES	2:00.106	2:00.430	(7)
8	61 F.RODRIGUEZ	32.821	61 F.RODRIGUEZ	45.219	96 P.MORALES	43.286	8	61 F.RODRIGUEZ	2:01.310	2:01.310	(8)
9	24 J.PINTO	32.835	24 J.PINTO	46.349	24 J.PINTO	44.487	9	24 J.PINTO	2:03.671	2:04.395	(9)
10	36 Y.SORIANO	34.879	6 R.URENDA	48.499	36 Y.SORIANO	45.658	10	36 Y.SORIANO	2:09.320	2:09.320	(10)
11	6 R.URENDA	34.890	36 Y.SORIANO	48.783	6 R.URENDA	46.000	11	6 R.URENDA	2:09.389	2:09.917	(11)
12	7 J.GARCIA	36.155	14 A.SUEIRO	49.976	7 J.GARCIA	47.330	12	14 A.SUEIRO	2:13.735	2:14.607	(13)
13	14 A.SUEIRO	36.281	7 J.GARCIA	50.993	14 A.SUEIRO	47.478	13	7 J.GARCIA	2:14.478	2:14.478	(12)





02 y 03 SEPTIEMBRE
CIRCUITO DE NAVARRA



CIRCUITO DE NAVARRA 3.933 m.

SUPERBIKE CE

COPA ESPAÑA DE VELOCIDAD

Después de ENTRENAMIENTO CRONOMETRADO

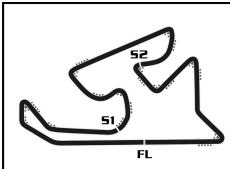
Velocidad máxima del evento

Nº Piloto	Equipo	Moto	Clase	V.Max	Vit.	Sesión
26 DANIEL SAEZ			SBK-RREGION	260.9	11	ENTRENAMIENTO CRONOMETRADO
17 SAMUEL DIAZ	TECNIRACING	YAMAHA	SBK	241.6	4	ENTRENAMIENTO CRONOMETRADO
22 ENEKO BANDERAS			SBK-RREGION	240.0	11	ENTRENAMIENTO CRONOMETRADO
23 CHRISTOPHE PONSSON	BMW MOTORRAD IBERIA CUP	BMW MOTORRAD	SBK-RREGION	237.4	8	ENTRENAMIENTO CRONOMETRADO
27 OSCAR FERNANDEZ	ALMA RACING TEAM	KAWASAKI	SBK	229.3	3	ENTRENAMIENTO CRONOMETRADO
96 PACO MORALES	BRITISH CARRERA TEAM	YAMAHA	SBK	225.0	10	ENTRENAMIENTO CRONOMETRADO
92 JULIO DOMINGUEZ	BMW MOTORRAD IBERIA CUP		SBK M40	222.7	3	ENTRENAMIENTO CRONOMETRADO
24 JOSE CARLOS PINTO	MIERES RAZING	YAMAHA	SBK M40	208.1	9	ENTRENAMIENTO CRONOMETRADO
61 FELIX RODRIGUEZ	SPORTBIKE61	KAWASAKI	SBK M40	207.3	4	ENTRENAMIENTO CRONOMETRADO
14 ANDRE SUEIRO		YAMAHA	SBK	198.2	5	ENTRENAMIENTO CRONOMETRADO
36 YOUSEF SORIANO	I+DENT	YAMAHA	SBK	197.1	10	ENTRENAMIENTO CRONOMETRADO
7 JUAN CARLOS GARCIA		YAMAHA	SBK	197.1	7	ENTRENAMIENTO CRONOMETRADO
6 RAFAEL URENDA	BRITISH CARRERA	YAMAHA	SBK M40	196.0	2	ENTRENAMIENTO CRONOMETRADO





02 y 03 SEPTIEMBRE
CIRCUITO DE NAVARRA




CIRCUITO DE NAVARRA 3.933 m.

SUPERBIKE CE COPA ESPAÑA DE VELOCIDAD ENTRENAMIENTO CRONOMETRADO

Secuencia de vueltas rápidas

T. Sesión	Nº Piloto	Equipo	Moto	Clase	Tiempo	Km/h	Vlt.
4:41.253	92 JULIO DOMINGUEZ	BMW MOTORRAD IBERIA CUP		SBK M40	2:00.740	117.3	2
4:44.609	26 DANIEL SAEZ			SBK-RRE	1:56.843	121.2	2
6:39.498	26 DANIEL SAEZ			SBK-RRE	1:54.889	123.2	3
20:11.784	26 DANIEL SAEZ			SBK-RRE	1:53.991	124.2	8



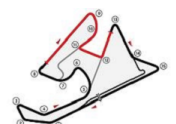



SUPERBIKE CE COPA ESPAÑA DE VELOCIDAD ENTRENAMIENTO CRONOMETRADO

Vuelta a vuelta

— Vuelta invalidada ■ Mejor Personal ■ Mejor de la sesión ■ Cruzando por el pit lane

Vlt.	Tiempo	Sector 1	Sector 2	Sector 3	Km/h	T. Sesión	Vlt.	Tiempo	Sector 1	Sector 2	Sector 3	Km/h	T. Sesión		
6	RAFAEL URENDA	ESP						23	CHRISTOPHE PONSSON	FRA					
	BRITISH CARRERA	YAMAHA							BMW MOTORRAD IBERIA CUP	BMW MOTORRAD					
1	3:47.992	2:09.917	51.162	46.913	62.1	3:47.992	1	3:26.261	1:53.834	46.982	45.445	68.6	3:26.261		
2	2:09.917	34.890	48.935	46.092	109.0	5:57.909	2	1:58.449	31.937	44.715	41.797	119.5	5:24.710		
3	2:10.765	35.017	48.499	47.249	108.3	8:08.674	3	1:56.654	30.795	43.898	41.961	121.4	7:21.364		
4	2:10.445	35.429	49.016	46.000	108.5	10:19.119	4	1:56.887	31.177	43.834	41.876	121.1	9:18.251		
5	2:10.723	35.580	49.033	46.110	108.3	12:29.842	5	8:30.850 B	30.954	44.370	7:15.526	27.7	17:49.101		
6	2:10.961	35.426	48.995	46.540	108.1	14:40.803	6	2:07.038	39.209	45.331	42.498	111.5	19:56.139		
7	JUAN CARLOS GARCIA	ESP						24	JOSE CARLOS PINTO	ESP					
		YAMAHA							MIERES RAZING	YAMAHA					
1	3:29.637	1:41.225	56.605	51.807	67.5	3:29.637	1	3:40.997	1:58.239	53.200	49.558	64.1	3:40.997		
2	2:22.174	40.086	53.210	48.878	99.6	5:51.811	2	2:10.676	35.200	48.058	47.418	108.4	5:51.673		
3	2:19.108	37.185	51.580	50.343	101.8	8:10.919	3	2:05.957	33.836	47.032	45.089	112.4	7:57.630		
4	2:19.547	37.356	52.981	49.210	101.5	10:30.466	4	2:05.943	33.533	47.517	44.893	112.4	10:03.573		
5	3:24.035 B	37.369	53.705	1:52.961	69.4	13:54.501	5	2:06.237	33.663	47.842	44.732	112.2	12:09.810		
6	2:29.248	48.235	52.450	48.563	94.9	16:23.749	6	2:06.409	34.097	47.602	44.710	112.0	14:16.219		
7	3:36.809 B	36.661	52.855	2:07.293	65.3	20:00.558	7	2:07.283	33.460	47.403	46.420	111.2	16:23.502		
8	2:30.158	50.534	51.471	48.153	94.3	22:30.716	8	2:04.653	33.183	46.983	44.487	113.6	18:28.155		
9	2:14.478	36.155	50.993	47.330	105.3	24:45.194	9	2:05.531	32.835	46.691	46.005	112.8	20:33.686		
14	ANDRE SUEIRO	ESP						26	DANIEL SAEZ	ESP					
		YAMAHA													
1	4:22.406 B	1:57.228	53.720	1:31.458	54.0	4:22.406	1	2:47.766	1:17.985	47.061	42.720	84.4	2:47.766		
2	2:25.095	44.443	52.042	48.610	97.6	6:47.501	2	1:56.843	31.457	43.897	41.489	121.2	4:44.609		
3	2:15.564	37.252	50.391	47.921	104.4	9:03.065	3	1:54.889	30.017	43.484	41.388	123.2	6:39.498		
4	2:15.614	36.956	50.732	47.926	104.4	11:18.679	4	5:40.618 B	30.053	44.056	4:26.509	41.6	12:20.116		
5	2:14.607	36.281	50.799	47.527	105.2	13:33.286	5	2:05.295	39.485	43.876	41.934	113.0	14:25.411		
6	2:15.356	36.425	50.231	48.700	104.6	15:48.642	6	1:56.972	30.312	43.836	42.824	121.0	16:22.383		
7	2:15.217	36.830	50.909	47.478	104.7	18:03.859	7	1:55.410	30.361	43.503	41.546	122.7	18:17.793		
17	SAMUEL DIAZ	ESP						27	OSCAR FERNANDEZ	ESP					
	TECNIRACING	YAMAHA							ALMA RACING TEAM	KAWASAKI					
1	2:59.859	1:27.363	47.130	45.366	78.7	2:59.859	1	2:46.996	1:15.129	47.849	44.018	84.8	2:46.996		
2	2:01.585	32.376	45.489	43.720	116.5	5:01.444	2	1:59.408	32.759	44.511	42.138	118.6	4:46.404		
3	2:00.060	31.508	45.250	43.302	117.9	7:01.504	3	1:58.080	31.193	44.596	42.291	119.9	6:44.484		
4	1:58.424	30.839	44.702	42.883	119.6	8:59.928	4	1:57.836	31.149	44.162	42.525	120.2	8:42.320		
5	1:58.482	30.758	44.579	43.145	119.5	10:58.410	5	3:45.605 B	41.435	46.136	2:18.034	62.8	12:27.925		
6	11:21.099 B	33.322	47.738	...	20.8	22:19.509	6	2:07.386	39.660	45.201	42.525	111.1	14:35.311		
7	2:20.723	45.292	48.963	46.468	100.6	24:40.232	7	1:58.746	31.692	44.612	42.442	119.2	16:34.057		
8	1:58.065	31.200	44.426	42.439	119.9	26:38.297	8	1:58.462	31.508	44.577	42.377	119.5	18:32.519		
22	ENKO BANDERAS	REG						36	YOUSEF SORIANO	ESP					
									I+DENT	YAMAHA					
1	5:20.273 B	2:47.863	51.671	1:40.739	44.2	5:20.273	1	4:01.282	2:06.832	1:01.342	53.108	58.7	4:01.282		
2	2:22.639	49.079	48.539	45.021	99.3	7:42.912									
3	2:08.223	34.463	48.280	45.480	110.4	9:51.135									
4	2:07.103	33.891	47.830	45.382	111.4	11:58.238									
5	2:05.455	33.176	47.729	44.550	112.9	14:03.693									
6	2:02.218	32.442	46.194	43.582	115.8	16:05.911									
7	2:00.862	31.933	45.601	43.328	117.1	18:06.773									
8	2:02.938	33.013	46.171	43.754	115.2	20:09.711									
9	2:02.229	31.740	46.612	43.877	115.8	22:11.940									
10	1:59.720	31.260	45.277	43.183	118.3	24:11.660									
11	1:58.027	30.884	44.562	42.581	120.0	26:09.687									





SUPERBIKE CE

COPA ESPAÑA DE VELOCIDAD

ENTRENAMIENTO CRONOMETRADO

Vuelta a vuelta

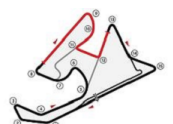
— Vuelta invalidada ■ Mejor Personal ■ Mejor de la sesión B Cruzando por el pit lane


Vlt.	Tiempo	Sector 1	Sector 2	Sector 3	Km/h	T. Sesión	Vlt.	Tiempo	Sector 1	Sector 2	Sector 3	Km/h	T. Sesión
2	2:23.680	39.250	54.202	50.228	98.5	6:24.962							
3	2:18.536	38.432	51.776	48.328	102.2	8:43.498							
4	2:16.194	38.691	50.468	47.035	104.0	10:59.692							
5	2:12.800	35.892	50.120	46.788	106.6	13:12.492							
6	2:12.726	35.545	50.415	46.766	106.7	15:25.218							
7	2:12.884	35.562	49.906	47.416	106.6	17:38.102							
8	2:23.986	35.776	59.622	48.588	98.3	20:02.088							
9	2:10.425	35.027	48.943	46.455	108.6	22:12.513							
10	2:09.320	34.879	48.783	45.658	109.5	24:21.833							

61 FELIX RODRIGUEZ							ESP						
SPORTBIKE61							KAWASAKI						
1	3:05.461	1:29.218	49.346	46.897	76.3	3:05.461							
2	2:09.421	35.485	48.612	45.324	109.4	5:14.882							
3	2:08.522	34.722	48.529	45.271	110.2	7:23.404							
4	2:06.871	34.361	47.486	45.024	111.6	9:30.275							
5	2:05.441	33.929	47.144	44.368	112.9	11:35.716							
6	2:04.569	33.522	46.599	44.448	113.7	13:40.285							
7	2:05.836	33.807	47.153	44.876	112.5	15:46.121							
8	2:04.063	33.747	46.210	44.106	114.1	17:50.184							
9	2:02.696	33.191	45.973	43.532	115.4	19:52.880							
10	2:03.100	33.433	46.080	43.587	115.0	21:55.980							
11	2:02.513	33.165	45.811	43.537	115.6	23:58.493							
12	2:01.310	32.821	45.219	43.270	116.7	25:59.803							

92 JULIO DOMINGUEZ							ESP						
BMW MOTORRAD IBERIA CUP													
1	2:40.513	1:06.708	49.188	44.617	88.2	2:40.513							
2	2:00.740	32.616	45.484	42.640	117.3	4:41.253							
3	2:00.043	31.963	45.938	42.142	117.9	6:41.296							
4	2:06.226	35.516	44.789	45.921	112.2	8:47.522							
5	3:33.765B	32.455	45.687	2:15.623	66.2	12:21.287							
6	2:11.050	41.283	46.215	43.552	108.0	14:32.337							
7	8:16.145B	32.738	49.453	6:53.954	28.5	22:48.482							
8	2:10.672	39.588	47.809	43.275	108.4	24:59.154							
9	1:59.174	31.939	44.818	42.417	118.8	26:58.328							

96 PACO MORALES							ESP						
BRITISH CARRERA TEAM							YAMAHA						
1	3:31.072	1:57.481	48.870	44.721	67.1	3:31.072							
2	2:01.688	33.182	45.220	43.286	116.4	5:32.760							
3	2:00.430	32.076	44.864	43.490	117.6	7:33.190							
4	3:14.049B	31.956	46.953	1:55.140	73.0	10:47.239							
5	2:20.027	48.721	47.443	43.863	101.1	13:07.266							
6	2:02.080	32.356	45.611	44.113	116.0	15:09.346							
7	4:05.409B	32.537	45.869	2:47.003	57.7	19:14.755							
8	2:12.733	41.683	46.505	44.545	106.7	21:27.488							
9	2:02.226	32.389	45.997	43.840	115.8	23:29.714							
10	2:00.794	32.154	45.186	43.454	117.2	25:30.508							

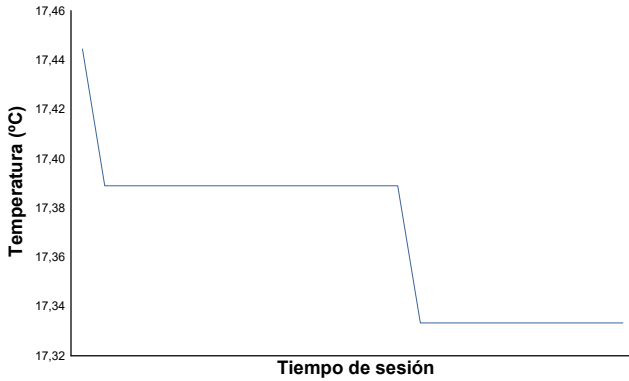




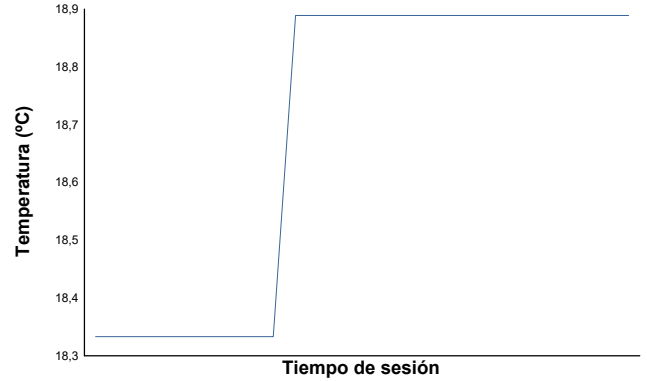
COPA ESPAÑA DE VELOCIDAD SUPERBIKE CE ENTRENAMIENTO CRONOMETRADO

Informe meteorológico

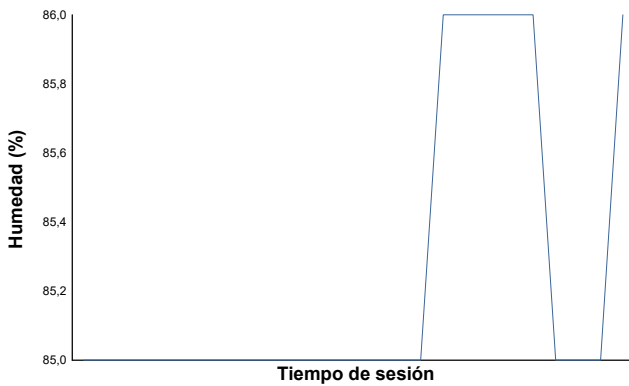
Temperatura del Aire



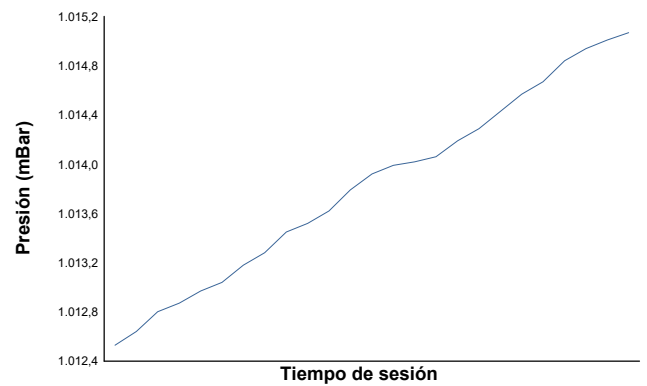
Temperatura de la Pista



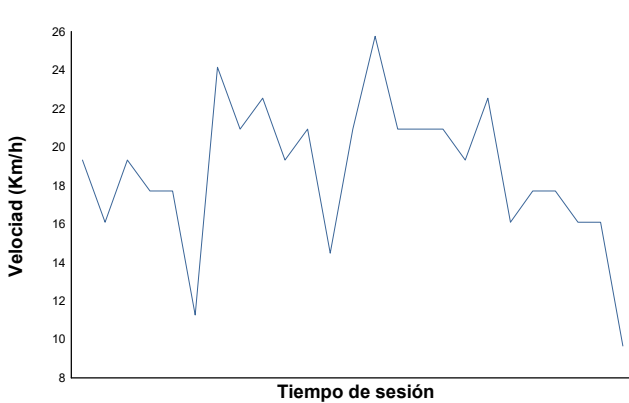
Humedad



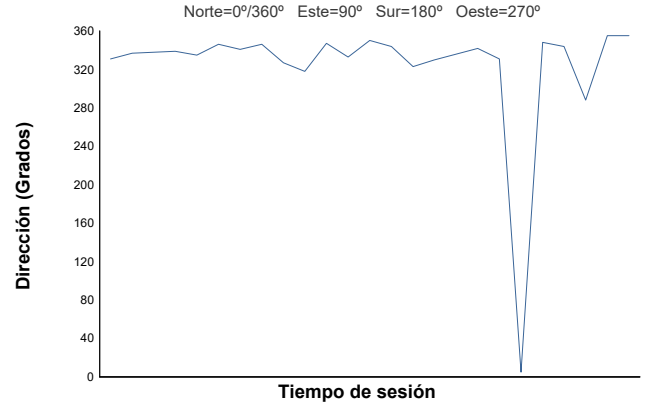
Presión



Velocidad del viento



Dirección del viento



Estado de pista: **MOJADO**

