
CIRCUITO DE NAVARRA 3.933 m.

PROMO 3 - R3 - NORTE

COPA ESPAÑA DE VELOCIDAD

ENTRENAMIENTO CRONOMETRADO 1

Clasificación

Nº	Piloto	Nac	Equipo	Moto	Neum.	Cl.	Tiempo	Vlt.	Total	Dif.	Km/h
1	20 IKER RODRIGUEZ	ESP	IKERIC RACING-IGAX TEAM	BEON	Dunlop	PROMO-	1:59.924	11	11	-	- 118.1
2	16 JOEL PONS	ESP	PONS MOTORSPORT	MIR RACING	Dunlop	PROMO-	2:01.651	9	9	+1.727	+1.727 116.4
3	10 ALEX LLINARES	ESP		MIR RACING	Dunlop	PROMO-	2:02.999	12	12	+3.075	+1.348 115.1
4	8 NIKOLA MIROSLAVOV	BUL	METMOTO RINGRACING 16	BEON	Dunlop	PROMO-	2:03.635	11	12	+3.711	+0.636 114.5
5	23 TRAVIS BORG	MLT	FR MOTO RACING TEAM	MIR RACING	Dunlop	PROMO-	2:03.804	11	11	+3.880	+0.169 114.4
6	14 SERGIO DE LA IGLESIA	ESP	M.C. REBORDELO	YAMAHA	Dunlop	R3 FCM	2:06.567	11	11	+6.643	+2.763 111.9
7	93 ALVARO GONZALEZ	ESP			Dunlop	PROMO-	2:07.006	6	12	+7.082	+0.439 111.5
8	2 RUBEN MONTERO	ESP	M.C. C.R.RACING	YAMAHA	Dunlop	R3 FCM	2:07.250	10	10	+7.326	+0.244 111.3
9	7 GUERAU SIMO	ESP		KTM	Pirelli	FCM- Re	2:07.950	9	9	+8.026	+0.700 110.7
10	31 DANIEL PAZ	ESP	OLIDAN RACING TEAM	BEON	Dunlop	PROMO-	2:09.424	8	12	+9.500	+1.474 109.4
11	3 LEONIDAS CASTILLO GUIMAFUSA	ALMA RACING TEAM		BEON	Dunlop	PROMO-	2:10.389	9	12	+10.465	+0.965 108.6
12	11 OLIVER CANTOS	ESP	OLIDAN RACING TEAM	BEON	Dunlop	PROMO-	2:11.317	5	5	+11.393	+0.928 107.8
13	57 RAUL NAVARRETE	ESP	MOTORLAND ARAGON CD	YAMAHA	Dunlop	R3 FCM	2:11.401	9	10	+11.477	+0.084 107.8
14	64 NABIL MARCO	ESP	C. E. GUAJA RACING	YAMAHA	Dunlop	R3 FCM	2:15.368	10	10	+15.444	+3.967 104.6

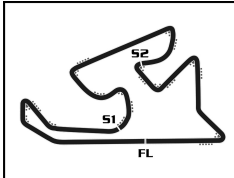
Vuelta rápida: Vlt. 11 | IKER RODRIGUEZ | **1:59.924** | 118.1 Km/h

Hora de publicación:

Estado de pista: **MOJADO**

Race Director:	Timekeeper:
----------------	-------------





CIRCUITO DE NAVARRA 3.933 m.

PROMO 3 - R3 - NORTE

COPA ESPAÑA DE VELOCIDAD

ENTRENAMIENTO CRONOMETRADO 1

Clasificación por Clase


Nº Piloto	Nac	Equipo	Moto	Tiempo	Vlt. Total	Dif.	Km/h	
FCM- Regional								
1	7	GUERAU SIMO	ESP	KTM	2:07.950	9 9	110.7	
PROMO-3								
1	20	IKER RODRIGUEZ	ESP	IKERIC RACING-IGAX TEAM	BEON	1:59.924	11 11	118.1
2	16	JOEL PONS	ESP	PONS MOTORSPORT	MIR RACING	2:01.651	9 9	+1.727 +1.727 116.4
3	10	ALEX LLINARES	ESP	MIR RACING	MIR RACING	2:02.999	12 12	+3.075 +1.348 115.1
4	8	NIKOLA MIROSLAVOV	BUL	METMOTO RINGRACING 16	BEON	2:03.635	11 12	+3.711 +0.636 114.5
5	23	TRAVIS BORG	MLT	FR MOTO RACING TEAM	MIR RACING	2:03.804	11 11	+3.880 +0.169 114.4
6	93	ALVARO GONZALEZ	ESP	OLIDAN RACING TEAM	BEON	2:07.006	6 12	+7.082 +3.202 111.5
7	31	DANIEL PAZ	ESP	OLIDAN RACING TEAM	BEON	2:09.424	8 12	+9.500 +2.418 109.4
8	3	LEONIDAS CASTILLO GUIMARAES	USA	ALMA RACING TEAM	BEON	2:10.389	9 12	+10.465 +0.965 108.6
9	11	OLIVER CANTOS	ESP	OLIDAN RACING TEAM	BEON	2:11.317	5 5	+11.393 +0.928 107.8
R3 FCM								
1	14	SERGIO DE LA IGLESIA	ESP	M.C. REBORDELO	YAMAHA	2:06.567	11 11	111.9
2	2	RUBEN MONTERO	ESP	M.C. C.R.RACING	YAMAHA	2:07.250	10 10	+0.683 +0.683 111.3
3	57	RAUL NAVARRETE	ESP	MOTORLAND ARAGON CD	YAMAHA	2:11.401	9 10	+4.834 +4.151 107.8
4	64	NABIL MARCO	ESP	C. E. GUAJA RACING	YAMAHA	2:15.368	10 10	+8.801 +3.967 104.6

Hora de publicación:

Estado de pista: **MOJADO**

Race Director:	Timekeeper:
----------------	-------------





PROMO 3 - R3 - NORTE

COPA ESPAÑA DE VELOCIDAD

ENTRENAMIENTO CRONOMETRADO 1

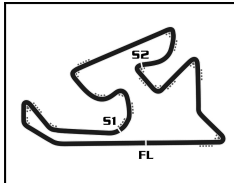
Mejores tiempos de sector

Sector 1			Sector 2		Sector 3				Vuelta Ideal	Mejor Vuelta	
Pos	Nº Piloto	Tiempo	Nº Piloto	Tiempo	Nº Piloto	Tiempo	Pos	Nº Piloto			
1	20 I.RODRIGUEZ	32.302	20 I.RODRIGUEZ	43.965	20 I.RODRIGUEZ	43.657	1	20 I.RODRIGUEZ	1:59.924	1:59.924	(1)
2	16 J.PONS	33.045	16 J.PONS	44.468	16 J.PONS	44.138	2	16 J.PONS	2:01.651	2:01.651	(2)
3	8 N.MIROSLAVOV	33.215	10 A.LLINARES	44.811	10 A.LLINARES	44.412	3	10 A.LLINARES	2:02.999	2:02.999	(3)
4	23 T.BORG	33.471	2 R.MONTERO	45.411	23 T.BORG	44.678	4	8 N.MIROSLAVOV	2:03.543	2:03.635	(4)
5	10 A.LLINARES	33.776	8 N.MIROSLAVOV	45.438	8 N.MIROSLAVOV	44.890	5	23 T.BORG	2:03.804	2:03.804	(5)
6	93 A.GONZALEZ	34.549	23 T.BORG	45.655	31 D.PAZ	45.990	6	14 S.DE LA IGLESIA	2:06.567	2:06.567	(6)
7	14 S.DE LA IGLESIA	34.678	14 S.DE LA IGLESIA	45.770	93 A.GONZALEZ	46.086	7	2 R.MONTERO	2:06.888	2:07.250	(8)
8	31 D.PAZ	34.853	7 G.SIMO	46.228	14 S.DE LA IGLESIA	46.119	8	93 A.GONZALEZ	2:07.000	2:07.006	(7)
9	11 O.CANTOS	35.197	93 A.GONZALEZ	46.365	2 R.MONTERO	46.227	9	7 G.SIMO	2:07.906	2:07.950	(9)
10	7 G.SIMO	35.242	3 L.GUIMARAES	46.603	7 G.SIMO	46.436	10	31 D.PAZ	2:08.371	2:09.424	(10)
11	2 R.MONTERO	35.250	57 R.NAVARRETE	47.321	3 L.GUIMARAES	47.115	11	3 L.GUIMARAES	2:09.262	2:10.389	(11)
12	3 L.GUIMARAES	35.544	31 D.PAZ	47.528	57 R.NAVARRETE	47.309	12	57 R.NAVARRETE	2:10.903	2:11.401	(13)
13	57 R.NAVARRETE	36.273	11 O.CANTOS	48.013	11 O.CANTOS	48.107	13	11 O.CANTOS	2:11.317	2:11.317	(12)
14	64 N.MARCO	37.186	64 N.MARCO	49.490	64 N.MARCO	48.692	14	64 N.MARCO	2:15.368	2:15.368	(14)





02 y 03 SEPTIEMBRE
CIRCUITO DE NAVARRA



CIRCUITO DE NAVARRA 3.933 m.

PROMO 3 - R3 - NORTE


COPA ESPAÑA DE VELOCIDAD

Después de ENTRENAMIENTO CRONOMETRADO 1

Velocidad máxima del evento

Nº Piloto	Equipo	Moto	Clase	V.Max	Vit.	Sesión
8 NIKOLA MIROSLAVOV	METMOTO RINGRACING 16	BEON	PROMO-3	198.5	11	ENTRENAMIENTO CRONOMETRADO
20 IKER RODRIGUEZ	IKERIC RACING-IGAX TEAM	BEON	PROMO-3	188.8	2	ENTRENAMIENTO CRONOMETRADO
11 OLIVER CANTOS	OLIDAN RACING TEAM	BEON	PROMO-3	185.6	5	ENTRENAMIENTO CRONOMETRADO
16 JOEL PONS	PONS MOTORSPORT	MIR RACING	PROMO-3	182.7	8	ENTRENAMIENTO CRONOMETRADO
31 DANIEL PAZ	OLIDAN RACING TEAM	BEON	PROMO-3	180.6	6	ENTRENAMIENTO CRONOMETRADO
93 ALVARO GONZALEZ			PROMO-3	180.6	9	ENTRENAMIENTO CRONOMETRADO
23 TRAVIS BORG	FR MOTO RACING TEAM	MIR RACING	PROMO-3	180.0	10	ENTRENAMIENTO CRONOMETRADO
10 ALEX LLINARES		MIR RACING	PROMO-3	179.4	10	ENTRENAMIENTO CRONOMETRADO
7 GUERAU SIMO		KTM	FCM- Regional	172.8	3	ENTRENAMIENTO CRONOMETRADO
14 SERGIO DE LA IGLESIA	M.C. REBORDELO	YAMAHA	R3 FCM	170.1	3	ENTRENAMIENTO CRONOMETRADO
57 RAUL NAVARRETE	MOTORLAND ARAGON CD	YAMAHA	R3 FCM	167.7	2	ENTRENAMIENTO CRONOMETRADO
2 RUBEN MONTERO	M.C. C.R.RACING	YAMAHA	R3 FCM	166.4	10	ENTRENAMIENTO CRONOMETRADO
64 NABIL MARCO	C. E. GUAJA RACING	YAMAHA	R3 FCM	165.1	9	ENTRENAMIENTO CRONOMETRADO
3 LEONIDAS CASTILLO GUIMARAES	ALMA RACING TEAM	BEON	PROMO-3	159.1	12	ENTRENAMIENTO CRONOMETRADO





PROMO 3 - R3 - NORTE


COPA ESPAÑA DE VELOCIDAD

ENTRENAMIENTO CRONOMETRADO 1

Secuencia de vueltas rápidas

T. Sesión	Nº Piloto	Equipo	Moto	Clase	Tiempo	Km/h	Vlt.
4:41.454	8 NIKOLA MIROSLAVOV	METMOTO RINGRACING 16	BEON	PROMO-3	2:09.642	109.2	2
5:21.926	20 IKER RODRIGUEZ	IKERIC RACING-IGAX TEAM	BEON	PROMO-3	2:09.152	109.6	2
6:48.284	8 NIKOLA MIROSLAVOV	METMOTO RINGRACING 16	BEON	PROMO-3	2:06.830	111.6	3
10:46.089	16 JOEL PONS	PONS MOTORSPORT	MIR RACING	PROMO-3	2:03.293	114.8	4
12:48.539	16 JOEL PONS	PONS MOTORSPORT	MIR RACING	PROMO-3	2:02.450	115.6	5
23:29.303	20 IKER RODRIGUEZ	IKERIC RACING-IGAX TEAM	BEON	PROMO-3	2:01.465	116.6	10
25:29.227	20 IKER RODRIGUEZ	IKERIC RACING-IGAX TEAM	BEON	PROMO-3	1:59.924	118.1	11





PROMO 3 - R3 - NORTE

COPA ESPAÑA DE VELOCIDAD

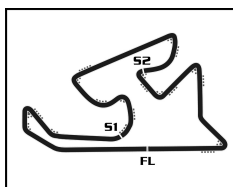
ENTRENAMIENTO CRONOMETRADO 1

Vuelta a vuelta

— Vuelta invalidada ■ Mejor Personal ■ Mejor de la sesión ■ Cruzando por el pit lane

Vlt.	Nombre	Sector 1	Sector 2	Sector 3	Km/h	T. Sesión	Vlt.	Nombre	Sector 1	Sector 2	Sector 3	Km/h	T. Sesión		
2	RUBEN MONTERO	ESP						10	ALEX LLINARES	ESP					
	M.C. C.R.RACING	YAMAHA							MIR RACING						
	1	3:40.818	1:54.874	54.985	50.959	64.1	3:40.818		1	2:46.671	1:01.451	53.914	51.306	85.0	2:46.671
	2	2:16.589	38.921	49.309	48.359	103.7	5:57.407		2	2:17.401	38.725	50.396	48.280	103.0	5:04.072
	3	2:14.174	37.300	49.210	47.664	105.5	8:11.581		3	2:11.098	36.282	47.735	47.081	108.0	7:15.170
	4	2:15.422	38.262	49.072	48.088	104.6	10:27.003		4	2:08.987	35.470	47.083	46.434	109.8	9:24.157
	5	2:15.060	38.886	48.298	47.876	104.8	12:42.063		5	2:08.928	34.733	46.735	47.460	109.8	11:33.085
	6	2:43.907 B	36.333	47.778	1:19.796	86.4	15:25.970		6	2:08.437	35.155	47.354	45.928	110.2	13:41.522
	7	2:17.895	44.626	46.872	46.397	102.7	17:43.865		7	2:05.263	34.616	45.496	45.151	113.0	15:46.785
	8	2:09.098	36.488	46.234	46.376	109.7	19:52.963		8	2:05.869	34.516	45.878	45.475	112.5	17:52.654
	9	2:07.971	36.160	45.584	46.227	110.6	22:00.934		9	2:04.382	34.318	45.253	44.811	113.8	19:57.036
10	2:07.250	35.250	45.411	46.589	111.3	24:08.184	10	2:03.680	34.035	45.106	44.539	114.5	22:00.716		
3	LEONIDAS CASTILLO GUIMARAES	USA						11	OLIVER CANTOS	ESP					
	ALMA RACING TEAM	BEON							OLIDAN RACING TEAM	BEON					
	1	2:39.751	55.537	52.966	51.248	88.6	2:39.751		1	2:47.594	56.942	56.876	53.776	84.5	2:47.594
	2	2:18.944	38.300	50.684	49.960	101.9	4:58.695		2	2:19.336	38.183	50.914	50.239	101.6	5:06.930
	3	2:17.268	37.913	49.277	50.078	103.1	7:15.963		3	17:23.511 B	48.084	1:04.667	...	13.6	22:30.441
	4	2:14.790	37.629	48.752	48.409	105.0	9:30.753		4	2:22.017	43.043	50.198	48.776	99.7	24:52.458
	5	2:14.044	37.202	48.868	47.974	105.6	11:44.797		5	2:11.317	35.197	48.013	48.107	107.8	27:03.775
	6	2:12.997	37.202	48.037	47.758	106.5	13:57.794								
	7	2:12.881	36.747	48.561	47.573	106.6	16:10.675								
	8	2:10.760	36.281	47.322	47.157	108.3	18:21.435								
	9	2:10.389	36.116	46.937	47.336	108.6	20:31.824								
	10	2:10.536	36.304	47.117	47.115	108.5	22:42.360								
11	2:11.298	36.152	46.603	48.543	107.8	24:53.658									
12	2:11.672	35.544	47.610	48.518	107.5	27:05.330									
7	GUERAU SIMO	ESP						14	SERGIO DE LA IGLESIA	ESP					
		KTM							M.C. REBORDELO	YAMAHA					
	1	3:42.704	1:54.239	54.260	54.205	63.6	3:42.704		1	3:41.717	1:53.650	54.386	53.681	63.9	3:41.717
	2	2:16.799	38.337	49.767	48.695	103.5	5:59.503		2	2:16.816	38.148	49.974	48.694	103.5	5:58.533
	3	2:14.180	36.741	49.445	47.994	105.5	8:13.683		3	2:12.946	36.670	48.447	47.829	106.5	8:11.479
	4	2:19.380	37.170	53.720	48.490	101.6	10:33.063		4	2:16.373	39.693	48.762	47.918	103.8	10:27.852
	5	2:11.658	36.391	47.718	47.549	107.5	12:44.721		5	2:13.837	37.780	48.263	47.794	105.8	12:41.689
	6	2:10.583	35.870	47.501	47.212	108.4	14:55.304		6	2:11.471	36.543	47.699	47.229	107.7	14:53.160
	7	2:09.568	35.731	46.875	46.962	109.3	17:04.872		7	2:10.291	36.051	47.284	46.956	108.7	17:03.451
	8	2:08.635	35.242	46.676	46.717	110.1	19:13.507		8	2:08.611	35.443	46.737	46.431	110.1	19:12.062
9	2:07.950	35.286	46.228	46.436	110.7	21:21.457	9	2:08.737	35.410	46.621	46.706	110.0	21:20.799		
10							10	2:08.784	35.446	46.609	46.729	109.9	23:29.583		
11							11	2:06.567	34.678	45.770	46.119	111.9	25:36.150		
8	NIKOLA MIROSLAVOV	BUL						16	JOEL PONS	ESP					
	METMOTO RINGRACING 16	BEON							PONS MOTORSPORT	MIR RACING					
	1	2:31.812	52.533	50.781	48.498	93.3	2:31.812		1	3:12.153	1:33.381	50.882	47.890	73.7	3:12.153
	2	2:09.642	35.014	47.907	46.721	109.2	4:41.454		2	3:18.417 B	34.978	46.478	1:56.961	71.4	6:30.570
	3	2:06.830	33.852	46.998	45.980	111.6	6:48.284		3	2:12.226	40.685	46.601	44.940	107.1	8:42.796
	4	2:06.943	33.917	46.960	46.066	111.5	8:55.227		4	2:03.293	33.660	45.097	44.536	114.8	10:46.089
	5	2:05.753	33.786	46.475	45.492	112.6	11:00.980		5	2:02.450	33.397	44.679	44.374	115.6	12:48.539
	6	2:05.418	33.481	46.250	45.687	112.9	13:06.398		6	6:14.566 B	36.402	47.763	4:50.401	37.8	19:03.105
	7	2:17.105	43.110	48.640	45.355	103.3	15:23.503		7	2:21.138	50.049	46.298	44.791	100.3	21:24.243
	8	2:04.836	33.215	46.151	45.470	113.4	17:28.339		8	2:04.078	33.330	45.488	45.260	114.1	23:28.321
	9	2:03.976	33.325	45.494	45.157	114.2	19:32.315		9	2:01.651	33.045	44.468	44.138	116.4	25:29.972
	10	2:03.993	33.303	45.741	44.949	114.2	21:36.308								
11	2:03.635	33.218	45.438	44.979	114.5	23:39.943									
12	2:03.650	33.276	45.484	44.890	114.5	25:43.593									
20	IKER RODRIGUEZ	ESP						20	IKERIC RACING-IGAX TEAM	BEON					
	1	3:12.774	1:33.536	51.371	47.867	73.4	3:12.774		1	3:12.774	1:33.536	51.371	47.867	73.4	3:12.774
	2	2:09.152	34.880	47.368	46.904	109.6	5:21.926		2	2:09.152	34.880	47.368	46.904	109.6	5:21.926
	3	2:12.573	34.858	51.365	46.350	106.8	7:34.499		3	2:12.573	34.858	51.365	46.350	106.8	7:34.499
4	3:26.545 B	35.247	47.461	2:03.837	68.6	11:01.044	4	3:26.545 B	35.247	47.461	2:03.837	68.6	11:01.044		
5	2:11.344	38.453	47.159	45.732	107.8	13:12.388	5	2:11.344	38.453	47.159	45.732	107.8	13:12.388		





CIRCUITO DE NAVARRA 3.933 m.

PROMO 3 - R3 - NORTE COPA ESPAÑA DE VELOCIDAD ENTRENAMIENTO CRONOMETRADO 1

Vuelta a vuelta

— Vuelta invalidada ■ Mejor Personal ■ Mejor de la sesión B Cruzando por el pit lane

Vlt.	Tiempo	Sector 1	Sector 2	Sector 3	Km/h	T. Sesión	Vlt.	Tiempo	Sector 1	Sector 2	Sector 3	Km/h	T. Sesión
6	2:04.730	34.119	45.713	44.898	113.5	15:17.118	7	2:21.866	39.291	52.128	50.447	99.8	18:35.904
7	2:04.475	33.379	46.018	45.078	113.7	17:21.593	8	2:19.025	38.711	50.671	49.643	101.8	20:54.929
8	2:03.556	32.982	45.661	44.913	114.6	19:25.149	9	2:16.729	38.050	49.544	49.135	103.6	23:11.658
9	2:02.689	33.102	44.988	44.599	115.4	21:27.838	10	2:15.368	37.186	49.490	48.692	104.6	25:27.026
10	2:01.465	32.587	44.802	44.076	116.6	23:29.303							
11	1:59.924	32.302	43.965	43.657	118.1	25:29.227							

23 TRAVIS BORG MLT FR MOTO RACING TEAM MIR RACING

1	2:40.376	57.227	53.293	49.856	88.3	2:40.376
2	2:12.517	35.647	49.357	47.513	106.8	4:52.893
3	2:13.362	35.160	49.310	48.892	106.2	7:06.255
4	2:09.811	34.973	48.123	46.715	109.1	9:16.066
5	2:08.552	34.631	47.424	46.497	110.1	11:24.618
6	3:11.447B	36.910	52.721	1:41.816	74.0	14:36.065
7	2:25.754	49.615	49.189	46.950	97.1	17:01.819
8	2:06.462	34.195	46.633	45.634	112.0	19:08.281
9	2:04.859	33.798	45.840	45.221	113.4	21:13.140
10	2:04.583	33.634	45.672	45.277	113.6	23:17.723
11	2:03.804	33.471	45.655	44.678	114.4	25:21.527

31 DANIEL PAZ ESP OLIDAN RACING TEAM BEON

1	2:34.992	50.452	54.254	50.286	91.4	2:34.992
2	2:17.835	37.070	51.032	49.733	102.7	4:52.827
3	2:13.730	35.784	48.382	49.564	105.9	7:06.557
4	2:13.035	36.731	49.168	47.136	106.4	9:19.592
5	2:14.340	36.028	49.500	48.812	105.4	11:33.932
6	2:11.964	35.895	48.141	47.928	107.3	13:45.896
7	2:22.596	36.220	56.312	50.064	99.3	16:08.492
8	2:09.424	35.906	47.528	45.990	109.4	18:17.916
9	2:10.404	35.995	47.749	46.660	108.6	20:28.320
10	2:11.010	34.853	48.408	47.749	108.1	22:39.330
11	2:13.270	35.375	48.439	49.456	106.2	24:52.600
12	2:11.353	35.691	47.728	47.934	107.8	27:03.953

57 RAUL NAVARRETE ESP MOTORLAND ARAGON CD YAMAHA

1	3:46.063	2:02.589	54.066	49.408	62.6	3:46.063
2	2:13.819	36.801	48.575	48.443	105.8	5:59.882
3	2:12.726	37.213	48.111	47.402	106.7	8:12.608
4	3:00.541B	38.479	52.130	1:29.932	78.4	11:13.149
5	2:35.329	53.969	52.986	48.374	91.2	13:48.478
6	2:14.492	38.035	48.997	47.460	105.3	16:02.970
7	2:13.607	37.561	47.866	48.180	106.0	18:16.577
8	2:12.170	37.143	47.718	47.309	107.1	20:28.747
9	2:11.401	36.273	47.321	47.807	107.8	22:40.148
10	2:11.540	36.426	47.395	47.719	107.6	24:51.688

64 NABIL MARCO ESP C. E. GUAJA RACING YAMAHA

1	3:45.822	1:42.927	1:04.172	58.723	62.7	3:45.822
2	2:39.052	44.286	58.945	55.821	89.0	6:24.874
3	2:33.439	42.844	56.806	53.789	92.3	8:58.313
4	2:28.027	41.969	53.913	52.145	95.7	11:26.340
5	2:24.942	40.395	53.188	51.359	97.7	13:51.282
6	2:22.756	39.397	52.720	50.639	99.2	16:14.038

93 ALVARO GONZALEZ ESP

1	3:05.389	1:20.072	55.496	49.821	76.4	3:05.389
2	2:17.562	37.246	49.217	51.099	102.9	5:22.951
3	2:10.872	35.623	48.336	46.913	108.2	7:33.823
4	2:10.521	35.843	48.089	46.589	108.5	9:44.344
5	2:07.771	34.849	46.788	46.134	110.8	11:52.115
6	2:07.006	34.549	46.365	46.092	111.5	13:59.121
7	2:09.510	35.736	46.768	47.006	109.3	16:08.631
8	2:08.587	35.533	46.802	46.252	110.1	18:17.218
9	2:07.458	34.850	46.522	46.086	111.1	20:24.676
10	2:08.843	35.051	46.919	46.873	109.9	22:33.519
11	2:08.803	35.192	46.920	46.691	109.9	24:42.322
12	2:08.327	35.049	46.663	46.615	110.3	26:50.649

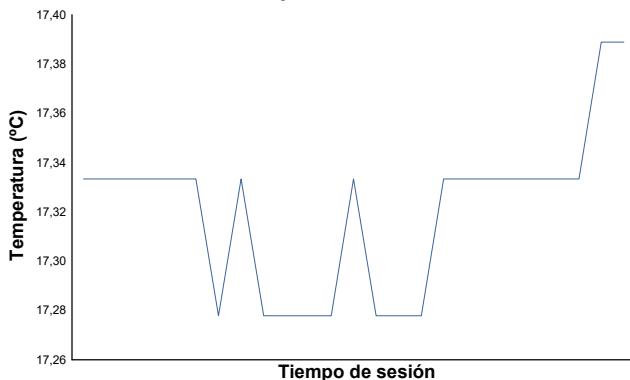





COPA ESPAÑA DE VELOCIDAD PROMO 3 - R3 - NORTE ENTRENAMIENTO CRONOMETRADO 1

Informe meteorológico

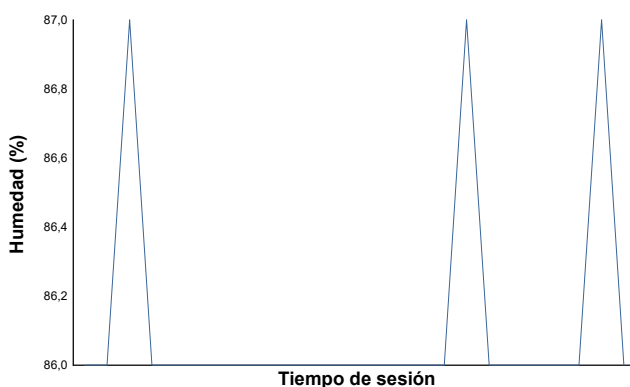
Temperatura del Aire



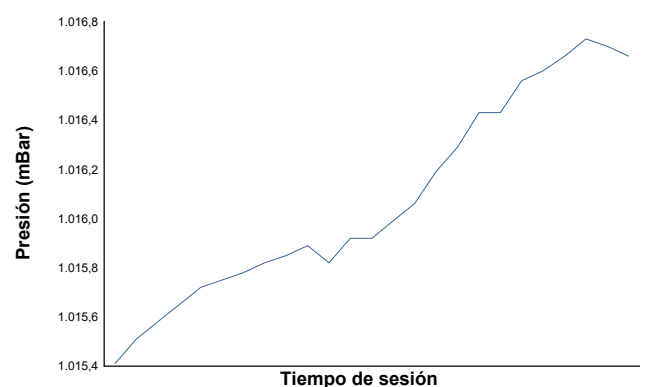
Temperatura de la Pista



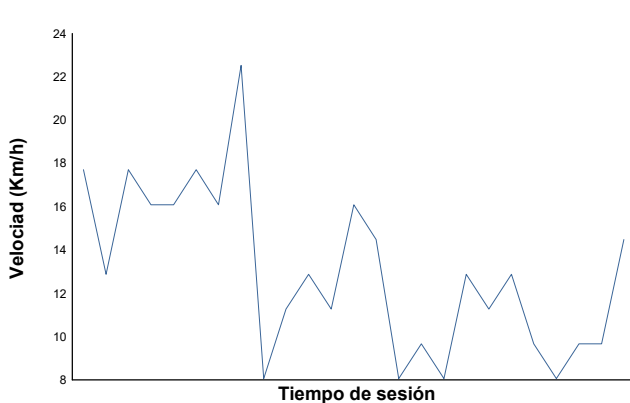
Humedad



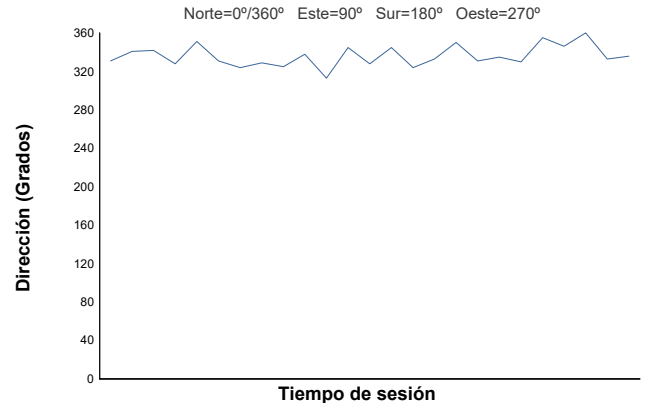
Presión



Velocidad del viento



Dirección del viento



Estado de pista: **MOJADO**

