

PROMO 3 - R3 - NORTE

COPA ESPAÑA DE VELOCIDAD

CARRERA (9 Vlt., 35,4 km.)

Clasificación

| Nº Piloto | Nac | Equipo | Moto | Neum. Cl. | Vlts. | Tiempo Total | Dif. | Km/h | Mejor Vuelta | | | | | |
|-------------------|-------------------|-----------------------------|--------------------|-------------------------|------------|--------------|---------|-----------|--------------|-------------|-------|---|----------|-------|
| | | | | | | | | | Vlt. | Tiempo Km/h | | | | |
| 1 | 8 | NIKOLA MIROSLAVOV | BUL | METMOTO RINGRACING 16 | BEON | Dunlop | PROMO- | 9 | 17:24.603 | - | 122.0 | 2 | 1:54.188 | 124.0 |
| 2 | 20 | IKER RODRIGUEZ | ESP | IKERIC RACING-IGAX TEAM | BEON | Dunlop | PROMO- | 9 | 17:32.043 | +7.440 | 121.1 | 9 | 1:55.582 | 122.5 |
| 3 | 16 | JOEL PONS | ESP | PONS MOTORSPORT | MIR RACING | Dunlop | PROMO- | 9 | 17:32.406 | +7.803 | 121.1 | 6 | 1:55.668 | 122.4 |
| 4 | 10 | ALEX LLINARES | ESP | | MIR RACING | Dunlop | PROMO- | 9 | 17:54.353 | +29.750 | 118.6 | 2 | 1:57.985 | 120.0 |
| 5 | 31 | DANIEL PAZ | ESP | OLIDAN RACING TEAM | BEON | Dunlop | PROMO- | 9 | 18:00.449 | +35.846 | 117.9 | 8 | 1:58.414 | 119.6 |
| 6 | 23 | TRAVIS BORG | MLT | FR MOTO RACING TEAM | MIR RACING | Dunlop | PROMO- | 9 | 18:00.487 | +35.884 | 117.9 | 8 | 1:58.355 | 119.6 |
| 7 | 93 | ALVARO GONZALEZ | ESP | | | Dunlop | PROMO- | 9 | 18:22.369 | +57.766 | 115.6 | 6 | 2:01.166 | 116.9 |
| 8 | 7 | GUERAU SIMO | ESP | | KTM | Pirelli | FCM- Re | 9 | 18:23.143 | +58.540 | 115.5 | 6 | 2:00.959 | 117.1 |
| 9 | 14 | SERGIO DE LA IGLESIA | ESP | M.C. REBORDELO | YAMAHA | Dunlop | R3 FCM | 9 | 18:24.207 | +59.604 | 115.4 | 3 | 2:01.432 | 116.6 |
| 10 | 57 | RAUL NAVARRETE | ESP | MOTORLAND ARAGON CD | YAMAHA | Dunlop | R3 FCM | 9 | 18:30.582 | +1:05.979 | 114.7 | 6 | 2:01.964 | 116.1 |
| 11 | 64 | NABIL MARCO | ESP | C. E. GUAJA RACING | YAMAHA | Dunlop | R3 FCM | 9 | 18:33.188 | +1:08.585 | 114.5 | 7 | 2:02.313 | 115.8 |
| 12 | 2 | RUBEN MONTERO | ESP | M.C. C.R.RACING | YAMAHA | Dunlop | R3 FCM | 9 | 18:33.277 | +1:08.674 | 114.5 | 6 | 2:02.306 | 115.8 |
| 13 | 3 | LEONIDAS CASTILLO GUIMARAES | USA | ALMA RACING TEAM | BEON | Dunlop | PROMO- | 9 | 18:58.132 | +1:33.529 | 112.0 | 9 | 2:04.862 | 113.4 |
| Retirados | | | | | | | | | | | | | | |
| 11 | OLIVER CANTOS | ESP | OLIDAN RACING TEAM | BEON | Dunlop | PROMO- | 6 | 11:44.162 | | | | 2 | 1:55.515 | 122.6 |
| No salidos | | | | | | | | | | | | | | |
| 27 | RICCARDO MICHELIN | | | | | | | | | | | | | |

MOTO 4

DUNLOP PROMO-

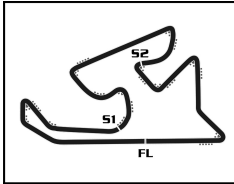
| | | | |
|-----------------------|-------------------------|----------|------------|
| Pole: | IKER RODRIGUEZ | 1:59.924 | 118.1 Km/h |
| Vuelta rápida: | Vlt.2 NIKOLA MIROSLAVOV | 1:54.188 | 124.0 Km/h |

Hora de publicación:

Estado de pista: **SECO**

| | |
|-----------------------|--------------------|
| Race Director: | Timekeeper: |
|-----------------------|--------------------|





CIRCUITO DE NAVARRA 3.933 m.

PROMO 3 - R3 - NORTE

COPA ESPAÑA DE VELOCIDAD

CARRERA (9 Vlt., 35,4 km.)

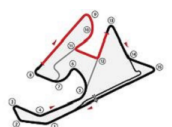
Clasificación por Clase

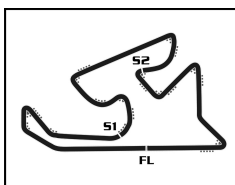
| Nº Piloto | Nac | Equipo | Moto | Vlts. | Tiempo Total | Dif. Km/h | Mejor Vuelta | | | | | |
|----------------------|--------------------|-----------------------------|--------------------|-------------------------|--------------|-----------|--------------|-------------|----------|----------|----------|-------|
| | | | | | | | Vlt. | Tiempo Km/h | | | | |
| FCM- Regional | | | | | | | | | | | | |
| 1 | 7 | GUERAU SIMO | ESP | KTM | 9 | 18:23.143 | 115.5 | 6 | 2:00.959 | 117.1 | | |
| PROMO-3 | | | | | | | | | | | | |
| 1 | 8 | NIKOLA MIROSLAVOV | BUL | METMOTO RINGRACING 16 | BEON | 9 | 17:24.603 | 122.0 | 2 | 1:54.188 | 124.0 | |
| 2 | 20 | IKER RODRIGUEZ | ESP | IKERIC RACING-IGAX TEAM | BEON | 9 | 17:32.043 | +7.440 | 121.1 | 9 | 1:55.582 | 122.5 |
| 3 | 16 | JOEL PONS | ESP | PONS MOTORSPORT | MIR RACING | 9 | 17:32.406 | +7.803 | 121.1 | 6 | 1:55.668 | 122.4 |
| 4 | 10 | ALEX LLINARES | ESP | MIR RACING | MIR RACING | 9 | 17:54.353 | +29.750 | 118.6 | 2 | 1:57.985 | 120.0 |
| 5 | 31 | DANIEL PAZ | ESP | OLIDAN RACING TEAM | BEON | 9 | 18:00.449 | +35.846 | 117.9 | 8 | 1:58.414 | 119.6 |
| 6 | 23 | TRAVIS BORG | MLT | FR MOTO RACING TEAM | MIR RACING | 9 | 18:00.487 | +35.884 | 117.9 | 8 | 1:58.355 | 119.6 |
| 7 | 93 | ALVARO GONZALEZ | ESP | ALMA RACING TEAM | BEON | 9 | 18:22.369 | +57.766 | 115.6 | 6 | 2:01.166 | 116.9 |
| 8 | 3 | LEONIDAS CASTILLO GUIMARAES | USA | ALMA RACING TEAM | BEON | 9 | 18:58.132 | +1:33.529 | 112.0 | 9 | 2:04.862 | 113.4 |
| Retirados | | | | | | | | | | | | |
| 11 | OLIVER CANTOS | ESP | OLIDAN RACING TEAM | BEON | 6 | 11:44.162 | 3 Vlt. | 2 | 1:55.515 | 122.6 | | |
| No salidos | | | | | | | | | | | | |
| 27 | RICCARDO MICHIELIN | | | MOTO 4 | | | 9 Vlt. | | | | | |
| R3 FCM | | | | | | | | | | | | |
| 1 | 14 | SERGIO DE LA IGLESIA | ESP | M.C. REBORDELO | YAMAHA | 9 | 18:24.207 | 115.4 | 3 | 2:01.432 | 116.6 | |
| 2 | 57 | RAUL NAVARRETE | ESP | MOTORLAND ARAGON CD | YAMAHA | 9 | 18:30.582 | +6.375 | 114.7 | 6 | 2:01.964 | 116.1 |
| 3 | 64 | NABIL MARCO | ESP | C. E. GUAJA RACING | YAMAHA | 9 | 18:33.188 | +8.981 | 114.5 | 7 | 2:02.313 | 115.8 |
| 4 | 2 | RUBEN MONTERO | ESP | M.C. C.R.RACING | YAMAHA | 9 | 18:33.277 | +9.070 | 114.5 | 6 | 2:02.306 | 115.8 |

Hora de publicación:

Estado de pista: **SECO**

| | |
|----------------|-------------|
| Race Director: | Timekeeper: |
|----------------|-------------|





PROMO 3 - R3 - NORTE

COPA ESPAÑA DE VELOCIDAD

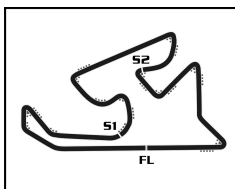
CARRERA

Planing

CIRCUITO DE NAVARRA 3.933 m.

| Nº | Pos | Parrilla | Vit. | | | | | | | | | |
|----|-----|----------|------|----|----|----|----|----|----|----|----|----|
| | | | 1 | 2 | 3 | 4 | 5 | 6 | 7 | 8 | 9 | |
| 20 | 1 | 20 | 8 | 8 | 8 | 8 | 8 | 8 | 8 | 8 | 8 | 8 |
| 16 | 2 | 16 | 20 | 20 | 20 | 20 | 20 | 20 | 20 | 20 | 20 | 20 |
| 10 | 3 | 10 | 16 | 16 | 11 | 16 | 11 | 16 | 16 | 16 | 16 | 16 |
| 8 | 4 | 8 | 11 | 11 | 16 | 11 | 16 | 11 | 10 | 10 | 10 | 10 |
| 23 | 5 | 23 | 10 | 10 | 10 | 10 | 10 | 10 | 23 | 23 | 31 | 31 |
| 14 | 6 | 14 | 23 | 23 | 23 | 23 | 31 | 23 | 31 | 31 | 23 | 23 |
| 93 | 7 | 93 | 31 | 31 | 31 | 31 | 23 | 31 | 93 | 93 | 93 | 93 |
| 2 | 8 | 2 | 93 | 93 | 93 | 93 | 93 | 93 | 7 | 7 | 7 | 7 |
| 7 | 9 | 7 | 7 | 7 | 14 | 7 | 14 | 7 | 14 | 14 | 14 | 14 |
| 31 | 10 | 31 | 14 | 14 | 7 | 14 | 7 | 14 | 57 | 57 | 57 | 57 |
| 3 | 11 | 3 | 2 | 64 | 64 | 57 | 57 | 57 | 64 | 2 | 64 | 64 |
| 11 | 12 | 11 | 64 | 2 | 2 | 2 | 64 | 2 | 2 | 64 | 2 | 2 |
| 57 | 13 | 57 | 57 | 57 | 57 | 64 | 2 | 64 | 3 | 3 | 3 | 3 |
| 64 | 14 | 64 | 3 | 3 | 3 | 3 | 3 | 3 | | | | |
| 27 | 0 | 27 | | | | | | | | | | |





CIRCUITO DE NAVARRA 3.933 m.

PROMO 3 - R3 - NORTE

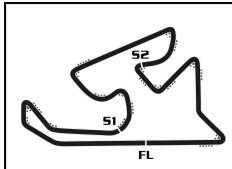
COPA ESPAÑA DE VELOCIDAD

CARRERA

Mejores tiempos de sector

| Sector 1 | | | Sector 2 | | | Sector 3 | | | Pos | Nº Piloto | Vuelta Ideal | Mejor Vuelta |
|----------|--------------------|--------|--------------------|--------|--------------------|----------|-----|--------------------|----------|-----------|--------------|--------------|
| Pos | Nº Piloto | Tiempo | Nº Piloto | Tiempo | Nº Piloto | Tiempo | Pos | Nº Piloto | | | | |
| 1 | 8 N.MIROSLAVOV | 30.784 | 8 N.MIROSLAVOV | 41.811 | 8 N.MIROSLAVOV | 41.564 | 1 | 8 N.MIROSLAVOV | 1:54.159 | 1:54.188 | (1) | |
| 2 | 11 O.CANTOS | 31.119 | 16 J.PONS | 41.857 | 11 O.CANTOS | 41.880 | 2 | 11 O.CANTOS | 1:55.165 | 1:55.515 | (2) | |
| 3 | 20 I.RODRIGUEZ | 31.228 | 11 O.CANTOS | 42.166 | 20 I.RODRIGUEZ | 42.049 | 3 | 16 J.PONS | 1:55.358 | 1:55.668 | (4) | |
| 4 | 16 J.PONS | 31.376 | 20 I.RODRIGUEZ | 42.166 | 16 J.PONS | 42.125 | 4 | 20 I.RODRIGUEZ | 1:55.443 | 1:55.582 | (3) | |
| 5 | 23 T.BORG | 31.843 | 10 A.LLINARES | 42.606 | 31 D.PAZ | 42.716 | 5 | 10 A.LLINARES | 1:57.775 | 1:57.985 | (5) | |
| 6 | 10 A.LLINARES | 32.238 | 31 D.PAZ | 42.975 | 23 T.BORG | 42.848 | 6 | 23 T.BORG | 1:57.855 | 1:58.355 | (6) | |
| 7 | 31 D.PAZ | 32.334 | 23 T.BORG | 43.164 | 10 A.LLINARES | 42.931 | 7 | 31 D.PAZ | 1:58.025 | 1:58.414 | (7) | |
| 8 | 93 A.GONZALEZ | 32.875 | 7 G.SIMO | 43.314 | 14 S.DE LA IGLESIA | 44.017 | 8 | 7 G.SIMO | 2:00.827 | 2:00.959 | (8) | |
| 9 | 14 S.DE LA IGLESIA | 33.212 | 57 R.NAVARRETE | 43.549 | 93 A.GONZALEZ | 44.215 | 9 | 93 A.GONZALEZ | 2:00.833 | 2:01.166 | (9) | |
| 10 | 7 G.SIMO | 33.223 | 14 S.DE LA IGLESIA | 43.607 | 57 R.NAVARRETE | 44.216 | 10 | 14 S.DE LA IGLESIA | 2:00.836 | 2:01.432 | (10) | |
| 11 | 64 N.MARCO | 33.636 | 93 A.GONZALEZ | 43.743 | 7 G.SIMO | 44.290 | 11 | 57 R.NAVARRETE | 2:01.464 | 2:01.964 | (11) | |
| 12 | 57 R.NAVARRETE | 33.699 | 2 R.MONTERO | 43.761 | 64 N.MARCO | 44.380 | 12 | 64 N.MARCO | 2:01.780 | 2:02.313 | (13) | |
| 13 | 2 R.MONTERO | 33.796 | 64 N.MARCO | 43.764 | 2 R.MONTERO | 44.424 | 13 | 2 R.MONTERO | 2:01.981 | 2:02.306 | (12) | |
| 14 | 3 L.GUIMARAES | 34.467 | 3 L.GUIMARAES | 44.577 | 3 L.GUIMARAES | 45.435 | 14 | 3 L.GUIMARAES | 2:04.479 | 2:04.862 | (14) | |





CIRCUITO DE NAVARRA 3.933 m.

PROMO 3 - R3 - NORTE

COPA ESPAÑA DE VELOCIDAD

Después de CARRERA

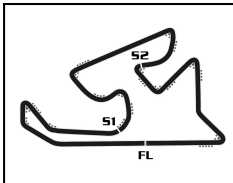
Velocidad máxima del evento

| Nº Piloto | Equipo | Moto | Clase | V.Max | Vlt. | Sesión |
|-------------------------------|-------------------------|------------|---------------|-------|------|-------------------|
| 8 NIKOLA MIROSLAVOV | METMOTO RINGRACING 16 | BEON | PROMO-3 | 198.5 | 11 | ENTRENAMIENTO CRR |
| 11 OLIVER CANTOS | OLIDAN RACING TEAM | BEON | PROMO-3 | 191.2 | 3 | CARRERA |
| 20 IKER RODRIGUEZ | IKERIC RACING-IGAX TEAM | BEON | PROMO-3 | 190.1 | 2 | CARRERA |
| 23 TRAVIS BORG | FR MOTO RACING TEAM | MIR RACING | PROMO-3 | 187.8 | 2 | CARRERA |
| 16 JOEL PONS | PONS MOTORSPORT | MIR RACING | PROMO-3 | 187.5 | 4 | CARRERA |
| 31 DANIEL PAZ | OLIDAN RACING TEAM | BEON | PROMO-3 | 184.6 | 2 | CARRERA |
| 10 ALEX LLINARES | | MIR RACING | PROMO-3 | 182.7 | 2 | CARRERA |
| 93 ALVARO GONZALEZ | | | PROMO-3 | 182.4 | 2 | CARRERA |
| 14 SERGIO DE LA IGLESIA | M.C. REBORDELO | YAMAHA | R3 FCM | 176.8 | 2 | CARRERA |
| 7 GUERAU SIMO | | KTM | FCM- Regional | 172.8 | 3 | ENTRENAMIENTO CRR |
| 2 RUBEN MONTERO | M.C. C.R.RACING | YAMAHA | R3 FCM | 169.8 | 2 | CARRERA |
| 57 RAUL NAVARRETE | MOTORLAND ARAGON CD | YAMAHA | R3 FCM | 169.8 | 3 | CARRERA |
| 64 NABIL MARCO | C. E. GUAJA RACING | YAMAHA | R3 FCM | 168.2 | 2 | CARRERA |
| 3 LEONIDAS CASTILLO GUIMARAES | ALMA RACING TEAM | BEON | PROMO-3 | 162.4 | 2 | CARRERA |





02 y 03 SEPTIEMBRE
CIRCUITO DE NAVARRA



CIRCUITO DE NAVARRA 3.933 m

PROMO 3 - R3 - NORTE

COPA ESPAÑA DE VELOCIDAD

CARRERA


Secuencia de líderes por Clase

| Nº | Piloto | Equipo | Moto | Vuelta a | Vuelta Final | Vlts. | Total Vlts. |
|----------------------|----------------------|-----------------------|--------|----------|--------------|-------|-------------|
| FCM- Regional | | | | | | | |
| 7 | GUERAU SIMO | | KTM | 1 | 9 | 9 | 9 |
| PROMO-3 | | | | | | | |
| 8 | NIKOLA MIROSLAVOV | METMOTO RINGRACING 16 | BEON | 1 | 9 | 9 | 9 |
| R3 FCM | | | | | | | |
| 14 | SERGIO DE LA IGLESIA | M.C. REBORDELO | YAMAHA | 1 | 9 | 9 | 9 |





02 y 03 SEPTIEMBRE
CIRCUITO DE NAVARRA



PROMO 3 - R3 - NORTE

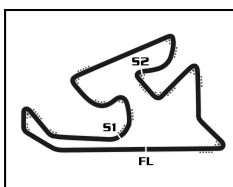
COPA ESPAÑA DE VELOCIDAD

CARRERA

Secuencia de vueltas rápidas

| T. Sesión | Nº Piloto | Equipo | Moto | Clase | Tiempo | Km/h | Vlt. |
|-----------|---------------------|-----------------------|------|---------|----------|-------|------|
| 3:55.749 | 8 NIKOLA MIROSLAVOV | METMOTO RINGRACING 16 | BEON | PROMO-3 | 1:54.188 | 124.0 | 2 |





CIRCUITO DE NAVARRA 3.933 m.

PROMO 3 - R3 - NORTE

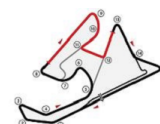
COPA ESPAÑA DE VELOCIDAD


CARRERA

Tiempos por vuelta

Piloto Doblado

| Nº | Tiempo | Dif. | Nº | Tiempo | Dif. | Nº | Tiempo | Dif. | Nº | Tiempo | Dif. | Nº | Tiempo | Dif. |
|---------------|----------|--------|---------------|----------|----------|---------------|----------|----------|----|----------|----------|----|----------|----------|
| Vlt. 1 | | | 31 | 1:59.351 | 19.816 | Vlt. 8 | | | 8 | 1:54.649 | | | | |
| 8 | 2:01.561 | 0.000 | 93 | 2:01.300 | 28.737 | 20 | 1:56.232 | 11.971 | 16 | 1:56.028 | 12.151 | 10 | 1:58.877 | 29.833 |
| 20 | 2:02.812 | 1.251 | 7 | 2:01.963 | 30.113 | 16 | 1:56.028 | 12.151 | 10 | 1:58.877 | 29.833 | 23 | 1:58.355 | 36.686 |
| 16 | 2:03.122 | 1.561 | 14 | 2:02.250 | 30.166 | 10 | 1:58.877 | 29.833 | 31 | 1:58.414 | 36.760 | 93 | 2:01.657 | 56.603 |
| 11 | 2:03.861 | 2.300 | 57 | 2:02.597 | 34.162 | 7 | 2:01.538 | 57.399 | 7 | 2:01.538 | 57.399 | 14 | 2:01.670 | 58.096 |
| 10 | 2:04.562 | 3.001 | 2 | 2:02.998 | 34.517 | 14 | 2:01.670 | 58.096 | 57 | 2:02.150 | 1:03.648 | 2 | 2:02.922 | 1:06.096 |
| 23 | 2:05.369 | 3.808 | 64 | 2:03.192 | 34.605 | 2 | 2:02.922 | 1:06.096 | 64 | 2:03.178 | 1:06.248 | 3 | 2:05.579 | 1:28.780 |
| 31 | 2:07.207 | 5.646 | 3 | 2:05.982 | 44.837 | 3 | 2:05.579 | 1:28.780 | 3 | 2:05.579 | 1:28.780 | | | |
| 93 | 2:09.310 | 7.749 | Vlt. 5 | | | Vlt. 9 | | | | | | | | |
| 7 | 2:10.111 | 8.550 | 8 | 1:54.745 | | 8 | 2:00.113 | | | | | | | |
| 14 | 2:10.483 | 8.922 | 20 | 1:56.633 | 7.830 | 20 | 1:55.582 | 7.440 | | | | | | |
| 2 | 2:10.948 | 9.387 | 11 | 1:56.374 | 7.915 | 16 | 1:55.765 | 7.803 | | | | | | |
| 64 | 2:10.990 | 9.429 | 16 | 1:56.528 | 8.025 | 10 | 2:00.030 | 29.750 | | | | | | |
| 57 | 2:10.992 | 9.431 | 10 | 1:58.594 | 17.408 | 31 | 1:59.199 | 35.846 | | | | | | |
| 3 | 2:12.856 | 11.295 | 31 | 1:58.822 | 23.893 | 23 | 1:59.311 | 35.884 | | | | | | |
| | | | 23 | 1:59.819 | 23.905 | 93 | 2:01.276 | 57.766 | | | | | | |
| | | | 93 | 2:01.463 | 35.455 | 7 | 2:01.254 | 58.540 | | | | | | |
| | | | 14 | 2:01.942 | 37.363 | 14 | 2:01.621 | 59.604 | | | | | | |
| | | | 7 | 2:02.173 | 37.541 | 57 | 2:02.444 | 1:05.979 | | | | | | |
| | | | 57 | 2:02.243 | 41.660 | 64 | 2:02.450 | 1:08.585 | | | | | | |
| | | | 64 | 2:02.634 | 42.494 | 2 | 2:02.691 | 1:08.674 | | | | | | |
| | | | 2 | 2:02.786 | 42.558 | 3 | 2:04.862 | 1:33.529 | | | | | | |
| | | | 3 | 2:05.854 | 55.946 | | | | | | | | | |
| | | | Vlt. 6 | | | | | | | | | | | |
| | | | 8 | 1:54.763 | | | | | | | | | | |
| | | | 20 | 1:55.850 | 8.917 | | | | | | | | | |
| | | | 16 | 1:55.668 | 8.930 | | | | | | | | | |
| | | | 11 | 1:55.955 | 9.107 | | | | | | | | | |
| | | | 10 | 1:58.864 | 21.509 | | | | | | | | | |
| | | | 23 | 1:59.479 | 28.621 | | | | | | | | | |
| | | | 31 | 1:59.795 | 28.925 | | | | | | | | | |
| | | | 93 | 2:01.166 | 41.858 | | | | | | | | | |
| | | | 7 | 2:00.959 | 43.737 | | | | | | | | | |
| | | | 14 | 2:01.566 | 44.166 | | | | | | | | | |
| | | | 57 | 2:01.964 | 48.861 | | | | | | | | | |
| | | | 2 | 2:02.306 | 50.101 | | | | | | | | | |
| | | | 64 | 2:02.461 | 50.192 | | | | | | | | | |
| | | | 3 | 2:05.605 | 1:06.788 | | | | | | | | | |
| | | | Vlt. 7 | | | | | | | | | | | |
| | | | 8 | 1:54.786 | | | | | | | | | | |
| | | | 20 | 1:56.257 | 10.388 | | | | | | | | | |
| | | | 16 | 1:56.628 | 10.772 | | | | | | | | | |
| | | | 10 | 1:58.882 | 25.605 | | | | | | | | | |
| | | | 23 | 1:59.145 | 32.980 | | | | | | | | | |
| | | | 31 | 1:58.856 | 32.995 | | | | | | | | | |
| | | | 93 | 2:02.523 | 49.595 | | | | | | | | | |
| | | | 7 | 2:01.559 | 50.510 | | | | | | | | | |
| | | | 14 | 2:01.695 | 51.075 | | | | | | | | | |
| | | | 57 | 2:02.072 | 56.147 | | | | | | | | | |
| | | | 64 | 2:02.313 | 57.719 | | | | | | | | | |
| | | | 2 | 2:02.508 | 57.823 | | | | | | | | | |
| | | | 3 | 2:05.848 | 1:17.850 | | | | | | | | | |
| | | | Vlt. 4 | | | | | | | | | | | |
| | | | 8 | 1:55.082 | | | | | | | | | | |
| | | | 20 | 1:56.193 | 5.942 | | | | | | | | | |
| | | | 16 | 1:56.199 | 6.242 | | | | | | | | | |
| | | | 11 | 1:56.284 | 6.286 | | | | | | | | | |
| | | | 10 | 1:58.059 | 13.559 | | | | | | | | | |
| | | | 23 | 2:01.022 | 18.831 | | | | | | | | | |





PROMO 3 - R3 - NORTE

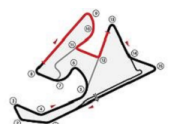
COPA ESPAÑA DE VELOCIDAD

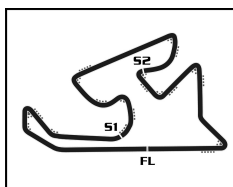
CARRERA

Vuelta a vuelta

— Vuelta invalidada ■ Mejor Personal ■ Mejor de la sesión ■ Cruzando por el pit lane

| Vlt. | Tiempo | Sector 1 | Sector 2 | Sector 3 | Km/h | T. Sesión | Vlt. | Tiempo | Sector 1 | Sector 2 | Sector 3 | Km/h | T. Sesión | |
|-----------|--|----------|----------|----------|--------|-----------|-----------------------------------|-----------|----------|----------|----------|--------|-----------|-----------|
| 2 | RUBEN MONTERO ESP | | | | | | M.C. C.R.RACING YAMAHA | 7 | 1:58.882 | 32.760 | 43.105 | 43.017 | 119.1 | 13:55.446 |
| | 8 | 1:58.877 | 32.774 | 42.923 | 43.180 | 119.1 | | 15:54.323 | | | | | | |
| | 9 | 2:00.030 | 32.915 | 43.662 | 43.453 | 118.0 | | 17:54.353 | | | | | | |
| | 1 | 2:10.948 | 40.886 | 44.666 | 45.396 | 108.1 | | 2:10.948 | | | | | | |
| | 2 | 2:03.158 | 34.048 | 44.227 | 44.883 | 115.0 | | 4:14.106 | | | | | | |
| | 3 | 2:02.960 | 34.077 | 43.940 | 44.943 | 115.1 | | 6:17.066 | | | | | | |
| | 4 | 2:02.998 | 33.796 | 43.931 | 45.271 | 115.1 | | 8:20.064 | | | | | | |
| | 5 | 2:02.786 | 34.273 | 44.089 | 44.424 | 115.3 | | 10:22.850 | | | | | | |
| | 6 | 2:02.306 | 33.890 | 43.774 | 44.642 | 115.8 | | 12:25.156 | | | | | | |
| | 7 | 2:02.508 | 34.009 | 43.984 | 44.515 | 115.6 | | 14:27.664 | | | | | | |
| 3 | LEONIDAS CASTILLO GUIMARAES USA | | | | | | ALMA RACING TEAM BEON | 11 | 2:03.861 | 38.535 | 42.733 | 42.593 | 114.3 | 2:03.861 |
| | 12 | 2:05.530 | 34.467 | 45.576 | 45.487 | 112.8 | | 4:18.386 | | | | | | |
| | 13 | 2:06.016 | 34.974 | 45.143 | 45.899 | 112.4 | | 6:24.402 | | | | | | |
| | 14 | 2:05.982 | 35.255 | 44.891 | 45.836 | 112.4 | | 8:30.384 | | | | | | |
| | 15 | 2:05.854 | 35.173 | 44.843 | 45.838 | 112.5 | | 10:36.238 | | | | | | |
| | 16 | 2:05.605 | 34.994 | 44.958 | 45.653 | 112.7 | | 12:41.843 | | | | | | |
| | 17 | 2:05.848 | 35.030 | 45.133 | 45.685 | 112.5 | | 14:47.691 | | | | | | |
| | 18 | 2:05.579 | 35.089 | 44.914 | 45.576 | 112.7 | | 16:53.270 | | | | | | |
| | 19 | 2:04.862 | 34.850 | 44.577 | 45.435 | 113.4 | | 18:58.132 | | | | | | |
| | 20 | 2:05.579 | 35.089 | 44.914 | 45.576 | 112.7 | | 16:53.270 | | | | | | |
| 7 | GUERAU SIMO ESP | | | | | | KTM | 14 | 2:01.432 | 33.262 | 43.832 | 44.338 | 116.6 | 6:13.463 |
| | 15 | 2:01.963 | 33.650 | 43.627 | 44.686 | 116.1 | | 8:15.660 | | | | | | |
| | 16 | 2:02.173 | 34.172 | 43.711 | 44.290 | 115.9 | | 10:17.833 | | | | | | |
| | 17 | 2:00.959 | 33.223 | 43.314 | 44.422 | 117.1 | | 12:18.792 | | | | | | |
| | 18 | 2:01.559 | 33.848 | 43.324 | 44.387 | 116.5 | | 14:20.351 | | | | | | |
| | 19 | 2:01.538 | 33.688 | 43.453 | 44.397 | 116.5 | | 16:21.889 | | | | | | |
| | 20 | 2:01.254 | 33.504 | 43.424 | 44.326 | 116.8 | | 18:23.143 | | | | | | |
| | 21 | 2:01.111 | 40.441 | 44.436 | 45.234 | 108.8 | | 2:10.111 | | | | | | |
| | 22 | 2:01.717 | 33.412 | 43.807 | 44.498 | 116.3 | | 4:11.828 | | | | | | |
| | 23 | 2:01.869 | 33.731 | 43.827 | 44.311 | 116.2 | | 6:13.697 | | | | | | |
| 8 | NIKOLA MIROSLAVOV BUL | | | | | | METMOTO RINGRACING 16 BEON | 15 | 1:55.668 | 31.376 | 42.167 | 42.125 | 122.4 | 11:43.985 |
| | 16 | 1:54.188 | 30.813 | 41.811 | 41.564 | 124.0 | | 3:55.749 | | | | | | |
| | 17 | 1:54.716 | 30.784 | 42.147 | 41.785 | 123.4 | | 5:50.465 | | | | | | |
| | 18 | 1:55.082 | 30.887 | 42.224 | 41.971 | 123.0 | | 7:45.547 | | | | | | |
| | 19 | 1:54.745 | 30.997 | 41.966 | 41.782 | 123.4 | | 9:40.292 | | | | | | |
| | 20 | 1:54.763 | 31.050 | 42.069 | 41.644 | 123.4 | | 11:35.055 | | | | | | |
| | 21 | 1:54.786 | 30.965 | 42.179 | 41.642 | 123.3 | | 13:29.841 | | | | | | |
| | 22 | 1:54.649 | 30.829 | 41.883 | 41.937 | 123.5 | | 15:24.490 | | | | | | |
| | 23 | 2:00.113 | 35.685 | 42.504 | 41.924 | 117.9 | | 17:24.603 | | | | | | |
| | 24 | 1:54.786 | 30.965 | 42.179 | 41.642 | 123.3 | | 13:29.841 | | | | | | |
| 10 | ALEX LLINARES ESP | | | | | | MIR RACING | 16 | 1:55.582 | 31.228 | 42.166 | 42.188 | 122.5 | 17:32.043 |
| | 17 | 1:54.188 | 30.813 | 41.811 | 41.564 | 124.0 | | 3:55.749 | | | | | | |
| | 18 | 1:54.716 | 30.784 | 42.147 | 41.785 | 123.4 | | 5:50.465 | | | | | | |
| | 19 | 1:55.082 | 30.887 | 42.224 | 41.971 | 123.0 | | 7:45.547 | | | | | | |
| | 20 | 1:54.745 | 30.997 | 41.966 | 41.782 | 123.4 | | 9:40.292 | | | | | | |
| | 21 | 1:54.763 | 31.050 | 42.069 | 41.644 | 123.4 | | 11:35.055 | | | | | | |
| | 22 | 1:54.786 | 30.965 | 42.179 | 41.642 | 123.3 | | 13:29.841 | | | | | | |
| 20 | IKER RODRIGUEZ ESP | | | | | | IKERIC RACING-IGAX TEAM BEON | 23 | 2:05.582 | 31.228 | 42.166 | 42.188 | 122.5 | 17:32.043 |
| | 24 | 1:54.188 | 30.813 | 41.811 | 41.564 | 124.0 | | 3:55.749 | | | | | | |
| | 25 | 1:54.716 | 30.784 | 42.147 | 41.785 | 123.4 | | 5:50.465 | | | | | | |
| | 26 | 1:55.082 | 30.887 | 42.224 | 41.971 | 123.0 | | 7:45.547 | | | | | | |
| | 27 | 1:54.745 | 30.997 | 41.966 | 41.782 | 123.4 | | 9:40.292 | | | | | | |
| | 28 | 1:54.763 | 31.050 | 42.069 | 41.644 | 123.4 | | 11:35.055 | | | | | | |
| | 29 | 1:54.786 | 30.965 | 42.179 | 41.642 | 123.3 | | 13:29.841 | | | | | | |
| 23 | TRAVIS BORG MLT | | | | | | FR MOTO RACING TEAM MIR RACING | 30 | 1:55.582 | 31.228 | 42.166 | 42.188 | 122.5 | 17:32.043 |
| | 31 | 1:54.188 | 30.813 | 41.811 | 41.564 | 124.0 | | 3:55.749 | | | | | | |
| | 32 | 1:54.716 | 30.784 | 42.147 | 41.785 | 123.4 | | 5:50.465 | | | | | | |
| | 33 | 1:55.082 | 30.887 | 42.224 | 41.971 | 123.0 | | 7:45.547 | | | | | | |
| | 34 | 1:54.745 | 30.997 | 41.966 | 41.782 | 123.4 | | 9:40.292 | | | | | | |
| | 35 | 1:54.763 | 31.050 | 42.069 | 41.644 | 123.4 | | 11:35.055 | | | | | | |





CIRCUITO DE NAVARRA 3.933 m.

PROMO 3 - R3 - NORTE

COPA ESPAÑA DE VELOCIDAD

CARRERA

Vuelta a vuelta

— Vuelta invalidada ■ Mejor Personal ■ Mejor de la sesión B Cruzando por el pit lane

| Vlt. | Tiempo | Sector 1 | Sector 2 | Sector 3 | Km/h | T. Sesión | Vlt. | Tiempo | Sector 1 | Sector 2 | Sector 3 | Km/h | T. Sesión |
|------|----------|----------|----------|----------|-------|-----------|------|--------|----------|----------|----------|------|-----------|
| 7 | 1:59.145 | 32.828 | 43.469 | 42.848 | 118.8 | 14:02.821 | | | | | | | |
| 8 | 1:58.355 | 32.292 | 43.164 | 42.899 | 119.6 | 16:01.176 | | | | | | | |
| 9 | 1:59.311 | 33.220 | 43.231 | 42.860 | 118.7 | 18:00.487 | | | | | | | |


| 31 DANIEL PAZ | | ESP | | | | |
|--------------------|----------|--------|--------|--------|-------|-----------|
| OLIDAN RACING TEAM | | BEON | | | | |
| 1 | 2:07.207 | 39.538 | 43.876 | 43.793 | 111.3 | 2:07.207 |
| 2 | 1:58.933 | 32.606 | 43.194 | 43.133 | 119.0 | 4:06.140 |
| 3 | 1:59.872 | 32.703 | 43.277 | 43.892 | 118.1 | 6:06.012 |
| 4 | 1:59.351 | 32.846 | 43.158 | 43.347 | 118.6 | 8:05.363 |
| 5 | 1:58.822 | 32.734 | 42.975 | 43.113 | 119.2 | 10:04.185 |
| 6 | 1:59.795 | 33.397 | 43.334 | 43.064 | 118.2 | 12:03.980 |
| 7 | 1:58.856 | 32.334 | 43.325 | 43.197 | 119.1 | 14:02.836 |
| 8 | 1:58.414 | 32.468 | 43.230 | 42.716 | 119.6 | 16:01.250 |
| 9 | 1:59.199 | 32.950 | 43.191 | 43.058 | 118.8 | 18:00.449 |

| 57 RAUL NAVARRETE | | ESP | | | | |
|---------------------|----------|--------|--------|--------|-------|-----------|
| MOTORLAND ARAGON CD | | YAMAHA | | | | |
| 1 | 2:10.992 | 41.150 | 44.676 | 45.166 | 108.1 | 2:10.992 |
| 2 | 2:03.217 | 34.331 | 44.235 | 44.651 | 114.9 | 4:14.209 |
| 3 | 2:02.903 | 33.699 | 44.523 | 44.681 | 115.2 | 6:17.112 |
| 4 | 2:02.597 | 34.293 | 43.788 | 44.516 | 115.5 | 8:19.709 |
| 5 | 2:02.243 | 34.320 | 43.604 | 44.319 | 115.8 | 10:21.952 |
| 6 | 2:01.964 | 34.199 | 43.549 | 44.216 | 116.1 | 12:23.916 |
| 7 | 2:02.072 | 34.161 | 43.619 | 44.292 | 116.0 | 14:25.988 |
| 8 | 2:02.150 | 34.068 | 43.745 | 44.337 | 115.9 | 16:28.138 |
| 9 | 2:02.444 | 34.105 | 43.861 | 44.478 | 115.6 | 18:30.582 |

| 64 NABIL MARCO | | ESP | | | | |
|--------------------|----------|--------|--------|--------|-------|-----------|
| C. E. GUAJA RACING | | YAMAHA | | | | |
| 1 | 2:10.990 | 41.144 | 44.948 | 44.898 | 108.1 | 2:10.990 |
| 2 | 2:03.092 | 33.898 | 43.972 | 45.222 | 115.0 | 4:14.082 |
| 3 | 2:02.878 | 33.977 | 43.904 | 44.997 | 115.2 | 6:16.960 |
| 4 | 2:03.192 | 34.131 | 44.238 | 44.823 | 114.9 | 8:20.152 |
| 5 | 2:02.634 | 34.048 | 44.022 | 44.564 | 115.5 | 10:22.786 |
| 6 | 2:02.461 | 34.223 | 43.858 | 44.380 | 115.6 | 12:25.247 |
| 7 | 2:02.313 | 33.786 | 43.764 | 44.763 | 115.8 | 14:27.560 |
| 8 | 2:03.178 | 34.282 | 44.410 | 44.486 | 114.9 | 16:30.738 |
| 9 | 2:02.450 | 33.636 | 43.982 | 44.832 | 115.6 | 18:33.188 |

| 93 ALVARO GONZALEZ | | ESP | | | | |
|--------------------|----------|--------|--------|--------|-------|-----------|
| 1 | 2:09.310 | 39.413 | 44.264 | 45.633 | 109.5 | 2:09.310 |
| 2 | 2:01.682 | 32.875 | 44.317 | 44.490 | 116.4 | 4:10.992 |
| 3 | 2:01.992 | 33.150 | 44.197 | 44.645 | 116.1 | 6:12.984 |
| 4 | 2:01.300 | 33.258 | 43.743 | 44.299 | 116.7 | 8:14.284 |
| 5 | 2:01.463 | 33.015 | 44.179 | 44.269 | 116.6 | 10:15.747 |
| 6 | 2:01.166 | 33.078 | 43.765 | 44.323 | 116.9 | 12:16.913 |
| 7 | 2:02.523 | 33.218 | 44.905 | 44.400 | 115.6 | 14:19.436 |
| 8 | 2:01.657 | 33.290 | 43.853 | 44.514 | 116.4 | 16:21.093 |
| 9 | 2:01.276 | 33.146 | 43.915 | 44.215 | 116.7 | 18:22.369 |

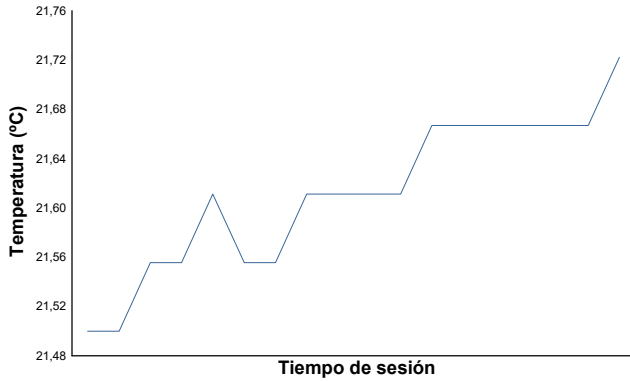




COPA ESPAÑA DE VELOCIDAD PROMO 3 - R3 - NORTE CARRERA

Informe meteorológico

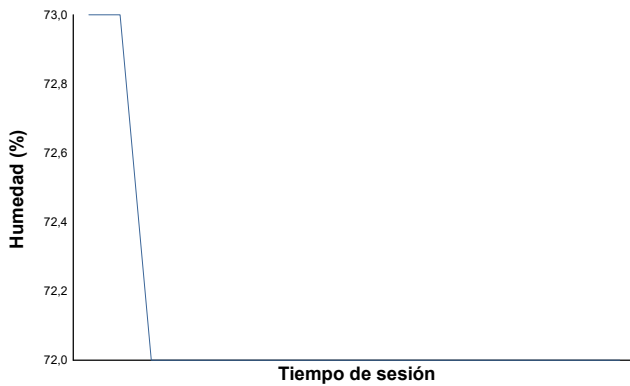
Temperatura del Aire



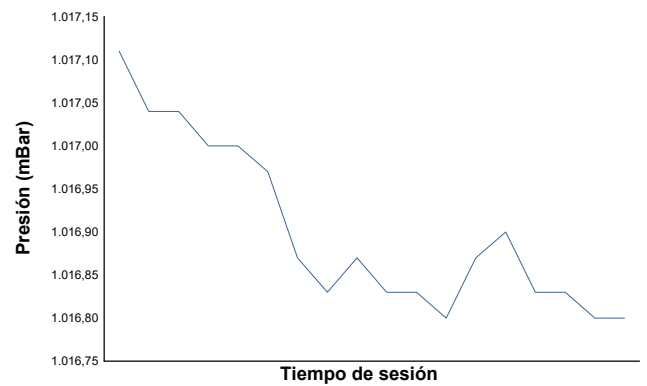
Temperatura de la Pista



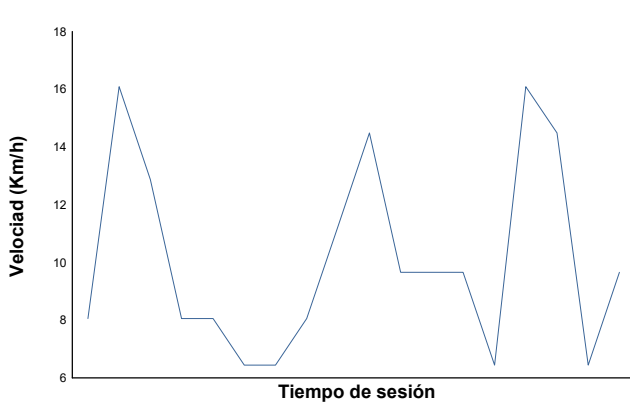
Humedad



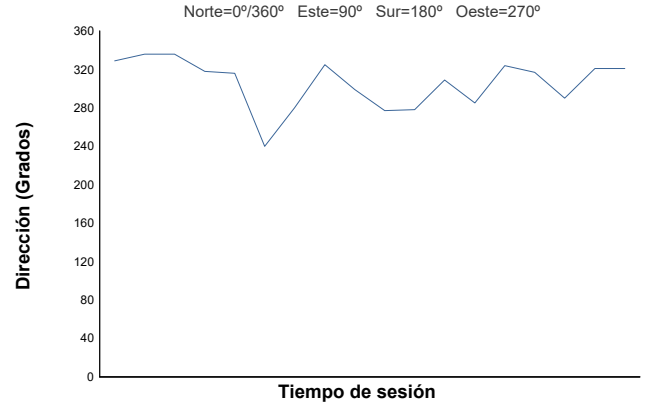
Presión



Velocidad del viento



Dirección del viento



Estado de pista: **SECO**

