

CIRCUITO DE NAVARRA 3.933 m.

PRE MOTO 3

ESBK - CTO. ESPAÑA DE VELOCIDAD

ENT. LIBRES 2

Clasificación

Nº	Piloto	Nac	Equipo	Moto	Neum.CI.	Tiempo	Vlt.	Total	Dif.	Km/h
1	45 ALEX LONGARELA	ESP	IGAXTEAM	BEON	Dunlop	1:50.203	6	14	-	128.5
2	71 CARLOS CANO	ESP	QRG MOTOR RACING	BEON	Dunlop	1:51.191	8	16	+0.988	127.3
3	77 KERMAN DAVID MARTINEZ	VEN	CUNA DE CAMPEONES	MIR RACING	Dunlop	1:51.255	15	17	+1.052	127.3
4	46 ALVARO LUCAS	ESP	MRE TALENT	BEON	Dunlop	1:51.324	5	12	+1.121	127.2
5	70 IAROSLAV KARPUSHIN	EST	FRANDO RACING VHC TEAM LIQUI MOLY	BEON	Dunlop	1:51.544	12	13	+1.341	126.9
6	61 B. URIARTE					1:52.059	14	14	+1.856	126.4
7	34 JACOBO HINOJOSA	ESP	QRG MOTOR RACING	BEON	Dunlop	1:52.167	13	16	+1.964	126.2
8	5 IGNACIO GALAN	ESP	TEAM IMPALA HONDA	BEON	Dunlop	1:52.196	11	14	+1.993	126.2
9	69 FERNANDO BUJOSA	ESP	FRANDO RACING VHC TEAM LIQUI MOLY	BEON	Dunlop	1:52.203	10	14	+2.000	126.2
10	4 FRANCISCO JAVIER PALOME	ESP	MRE TALENT	BEON	Dunlop	1:52.263	11	15	+2.060	126.1
11	8 NIKOLA MIROSLAVOV	ESP	METMOTO RINGRACING 16	BEON	Dunlop	1:52.330	8	18	+2.127	126.0
12	78 HENRI MIGNOT	FRA	BRS - BRECHON RACING SCHOOL	BEON	Dunlop	1:52.437	16	16	+2.234	125.9
13	26 REMY SANJUAN	FRA	MÉCAPROJETS TEAM ADO	BEON	Dunlop	1:52.511	8	17	+2.308	125.8
14	18 MATHIAS TAMBURINI	ITA	IGAXTEAM	BEON	Dunlop	1:52.762	11	15	+2.559	125.6
15	55 MICHAEL LOUIE SANCHEZ	USA	MRE TALENT	BEON	Dunlop	1:52.845	14	14	+2.642	125.5
16	9 ELLIOT KASSIGIAN	FRA	MÉCAPROJETS TEAM	ERDOG	Dunlop	1:53.000	15	18	+2.797	125.3
17	11 OLIVER CANTOS	ESP	ALMA RACING TEAM	BEON	Dunlop	1:53.011	5	17	+2.808	125.3
18	98 MIKA SIEBDRATH	GER	SUPERHUGO 44 TEAM	MIR RACING	Dunlop	1:53.430	5	8	+3.227	124.8
19	84 LORENZO GUYAU	FRA	JEG RACING	BEON	Dunlop	1:53.690	6	17	+3.487	124.5
20	30 JEAN KENTO TURNER	JPN	MIGUEL OLIVEIRA RACING TEAM	BEON	Dunlop	1:53.808	13	15	+3.605	124.4
21	44 MARK PEREZ	ESP	FAU55 RACING - FAMILY CASH	BEON	Dunlop	1:53.827	14	14	+3.624	124.4
22	32 MARCOS LUDEÑA	ESP	ALM RACING	BEON	Dunlop	1:53.839	13	13	+3.636	124.4
23	7 DAVID JIMENEZ	ESP	MDR COMPETICIÓN	BEON	Dunlop	1:53.857	12	14	+3.654	124.4
24	15 MARTIM MARCO RAMOS	PRT	H43 TEAM NOBBY	BEON	Dunlop	1:54.264	4	12	+4.061	123.9
25	17 ENZO DUPUIS	FRA	BRS - BRECHON RACING SCHOOL	BEON	Dunlop	1:54.275	13	16	+4.072	123.9
26	43 LUIS MIGUEL LOPEZ	ESP	MIR RACING	MIR RACING	Dunlop	1:54.283	4	11	+4.080	123.9
27	76 IZAN IBAÑEZ	ESP	BULTACO RACING	BULTACO	Dunlop	1:54.859	11	15	+4.656	123.3
28	10 AFONSO DUARTE	PRT	MIGUEL OLIVEIRA RACING TEAM	BEON	Dunlop	1:55.366	5	11	+5.163	122.7
29	29 RANDY TRUCHOT	FRA	BS RACING TEAM	BEON	Dunlop	1:55.814	14	16	+5.611	122.3
30	54 QUENTIN GODEFROY	FRA	ERDOG - STORM RACING	ERDOG	Dunlop	1:55.862	17	17	+5.659	122.2
31	33 LUCAS BOYER	FRA	BS RACING	BEON	Dunlop	1:59.349	5	13	+9.146	118.6
32	35 MIGUEL BERNAL	ESP	TEAM ANDIFER-MDR	BEON	Dunlop					
33	65 IZAN CURIA	ESP	TEAM CURIA	BEON	Dunlop					


Vuelta rápida: Vlt. 6 ALEX LONGARELA 1:50.203 128.5 Km/h

Hora de publicación:

Estado de pista: **SECO**

Race Director:	Timekeeper:
----------------	-------------





PRE MOTO 3

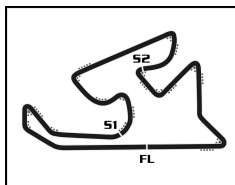
ESBK - CTO. ESPAÑA DE VELOCIDAD

ENT. LIBRES 2

Mejores tiempos de sector

Sector 1			Sector 2		Sector 3				Vuelta Ideal	Mejor Vuelta
Pos	Nº Piloto	Tiempo	Nº Piloto	Tiempo	Nº Piloto	Tiempo	Pos	Nº Piloto		
1	46 A.LUCAS	29.574	45 A.LONGARELA	40.286	45 A.LONGARELA	39.989	1	45 A.LONGARELA	1:50.100	1:50.203 (1)
2	45 A.LONGARELA	29.825	77 K.MARTINEZ	40.582	77 K.MARTINEZ	40.353	2	46 A.LUCAS	1:50.914	1:51.324 (4)
3	71 C.CANO	29.844	69 F.BUJOSA	40.816	71 C.CANO	40.454	3	77 K.MARTINEZ	1:51.152	1:51.255 (3)
4	70 I.KARPUSHIN	29.914	46 A.LUCAS	40.842	61 B.URIARTE	40.459	4	71 C.CANO	1:51.191	1:51.191 (2)
5	61 B.URIARTE	30.056	71 C.CANO	40.893	46 A.LUCAS	40.498	5	70 I.KARPUSHIN	1:51.537	1:51.544 (5)
6	5 I.GALAN	30.125	70 I.KARPUSHIN	40.944	70 I.KARPUSHIN	40.679	6	69 F.BUJOSA	1:51.645	1:52.203 (9)
7	69 F.BUJOSA	30.131	8 N.MIROSLAVOV	40.950	69 F.BUJOSA	40.698	7	61 B.URIARTE	1:51.752	1:52.059 (6)
8	26 R.SANJUAN	30.178	9 E.KASSIGIAN	40.989	5 I.GALAN	40.763	8	5 I.GALAN	1:51.878	1:52.196 (8)
9	4 F.PALOMERA	30.180	5 I.GALAN	40.990	4 F.PALOMERA	40.806	9	34 J.HINOJOSA	1:52.098	1:52.167 (7)
10	77 K.MARTINEZ	30.217	78 H.MIGNOT	41.020	34 J.HINOJOSA	40.816	10	78 H.MIGNOT	1:52.111	1:52.437 (12)
11	34 J.HINOJOSA	30.235	34 J.HINOJOSA	41.047	78 H.MIGNOT	40.851	11	8 N.MIROSLAVOV	1:52.132	1:52.330 (11)
12	78 H.MIGNOT	30.240	11 O.CANTOS	41.051	8 N.MIROSLAVOV	40.881	12	4 F.PALOMERA	1:52.250	1:52.263 (10)
13	18 M.TAMBURINI	30.271	55 M.SANCHEZ	41.121	26 R.SANJUAN	40.903	13	26 R.SANJUAN	1:52.511	1:52.511 (13)
14	8 N.MIROSLAVOV	30.301	61 B.URIARTE	41.237	18 M.TAMBURINI	41.035	14	18 M.TAMBURINI	1:52.626	1:52.762 (14)
15	11 O.CANTOS	30.392	30 J.TURNER	41.241	55 M.SANCHEZ	41.044	15	55 M.SANCHEZ	1:52.735	1:52.845 (15)
16	30 J.TURNER	30.500	4 F.PALOMERA	41.264	9 E.KASSIGIAN	41.071	16	11 O.CANTOS	1:52.750	1:53.011 (17)
17	98 M.SIEBDRATH	30.570	18 M.TAMBURINI	41.320	44 M.PEREZ	41.132	17	9 E.KASSIGIAN	1:52.826	1:53.000 (16)
18	55 M.SANCHEZ	30.570	84 L.GUYAU	41.420	84 L.GUYAU	41.150	18	30 J.TURNER	1:53.121	1:53.808 (20)
19	84 L.GUYAU	30.716	26 R.SANJUAN	41.430	7 D.JIMENEZ	41.251	19	84 L.GUYAU	1:53.286	1:53.690 (19)
20	9 E.KASSIGIAN	30.766	98 M.SIEBDRATH	41.451	11 O.CANTOS	41.307	20	98 M.SIEBDRATH	1:53.334	1:53.430 (18)
21	44 M.PEREZ	30.776	7 D.JIMENEZ	41.476	98 M.SIEBDRATH	41.313	21	7 D.JIMENEZ	1:53.521	1:53.857 (23)
22	7 D.JIMENEZ	30.794	15 M.RAMOS	41.515	15 M.RAMOS	41.318	22	44 M.PEREZ	1:53.612	1:53.827 (21)
23	32 M.LUDEÑA	30.884	32 M.LUDEÑA	41.604	76 I.IBAÑEZ	41.337	23	32 M.LUDEÑA	1:53.839	1:53.839 (22)
24	43 L.LOPEZ	30.893	43 L.LOPEZ	41.690	32 M.LUDEÑA	41.351	24	15 M.RAMOS	1:53.873	1:54.264 (24)
25	10 A.DUARTE	30.906	44 M.PEREZ	41.704	30 J.TURNER	41.380	25	17 E.DUPOUIS	1:54.138	1:54.275 (25)
26	17 E.DUPOUIS	31.012	17 E.DUPOUIS	41.709	17 E.DUPOUIS	41.417	26	43 L.LOPEZ	1:54.189	1:54.283 (26)
27	15 M.RAMOS	31.040	76 I.IBAÑEZ	41.798	43 L.LOPEZ	41.606	27	76 I.IBAÑEZ	1:54.430	1:54.859 (27)
28	29 R.TRUCHOT	31.054	54 Q.GODEFROY	42.129	54 Q.GODEFROY	41.909	28	10 A.DUARTE	1:55.028	1:55.366 (28)
29	76 I.IBAÑEZ	31.295	10 A.DUARTE	42.144	10 A.DUARTE	41.978	29	29 R.TRUCHOT	1:55.507	1:55.814 (29)
30	54 Q.GODEFROY	31.507	29 R.TRUCHOT	42.374	29 R.TRUCHOT	42.079	30	54 Q.GODEFROY	1:55.545	1:55.862 (30)
31	33 L.BOYER	32.207	33 L.BOYER	43.872	33 L.BOYER	43.151	31	33 L.BOYER	1:59.230	1:59.349 (31)





CIRCUITO DE NAVARRA 3.933 m.

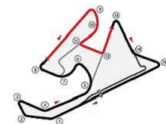
PRE MOTO 3

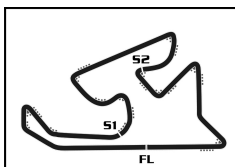
ESBK - CTO. ESPAÑA DE VELOCIDAD

Después de ENT. LIBRES 2

Velocidad máxima del evento

Nº Piloto	Equipo	Moto	Clase	V.Max	Vit.	Sesión
61 B. URIARTE				220.4	7	ENT. LIBRES 2
18 MATHIAS TAMBURINI	IGAXTEAM	BEON		207.3	12	ENT. LIBRES 2
46 ALVARO LUCAS	MRE TALENT	BEON		206.9	10	ENT. LIBRES 2
11 OLIVER CANTOS	ALMA RACING TEAM	BEON		206.1	7	ENT. LIBRES 2
26 REMY SANJUAN	MÉCAPROJETS TEAM ADO	BEON		206.1	2	ENT. LIBRES 2
55 MICHAEL LOUIE SANCHEZ	MRE TALENT	BEON		206.1	6	ENT. LIBRES 2
71 CARLOS CANO	QRG MOTOR RACING			205.3	8	ENT. LIBRES 2
70 IAROSLAV KARPUSHIN	FRANDO RACING VHC TEAM LIQUI MOLY	BEON		204.9	5	ENT. LIBRES 2
4 FRANCISCO JAVIER PALOMERA	MRE TALENT	BEON		204.2	5	ENT. LIBRES 2
30 JEAN KENTO TURNER	MIGUEL OLIVEIRA RACING TEAM	BEON		203.8	2	ENT. LIBRES 2
8 NIKOLA MIROSLAVOV	METMOTO RINGRACING 16	BEON		203.8	9	ENT. LIBRES 2
78 HENRI MIGNOT	BRS - BRECHON RACING SCHOOL	BEON		203.4	3	ENT. LIBRES 2
7 DAVID JIMENEZ	MDR COMPETICIÓN	BEON		203.0	8	ENT. LIBRES 2
98 MIKA SIEBDRATH	SUPERHUGO 44 TEAM	MIR RACING		203.0	4	ENT. LIBRES 2
34 JACOBO HINOJOSA	QRG MOTOR RACING	BEON		202.6	5	ENT. LIBRES 2
45 ALEX LONGARELA	IGAXTEAM	BEON		202.6	4	ENT. LIBRES 1
84 LORENZO GUYAU	JEG RACING	BEON		202.2	2	ENT. LIBRES 2
29 RANDY TRUCHOT	BS RACING TEAM	BEON		201.9	7	ENT. LIBRES 2
10 AFONSO DUARTE	MIGUEL OLIVEIRA RACING TEAM	BEON		201.5	4	ENT. LIBRES 2
43 LUIS MIGUEL LOPEZ	MIR RACING	MIR RACING		201.5	2	ENT. LIBRES 2
5 IGNACIO GALAN	TEAM IMPALA HONDA	BEON		201.5	6	ENT. LIBRES 2
44 MARK PEREZ	FAU55 RACING - FAMILY CASH	BEON		200.4	11	ENT. LIBRES 2
69 FERNANDO BUJOSA	FRANDO RACING VHC TEAM LIQUI MOLY	BEON		200.4	6	ENT. LIBRES 2
15 MARTIM MARCO RAMOS	H43 TEAM NOBBY	BEON		200.0	9	ENT. LIBRES 1
17 ENZO DUPUIS	BRS - BRECHON RACING SCHOOL	BEON		199.6	2	ENT. LIBRES 2
77 KERMAN DAVID MARTINEZ	CUNA DE CAMPEONES	MIR RACING		199.3	9	ENT. LIBRES 2
9 ELLIOT KASSIGIAN	MECAPROJETS TEAM	ERDOG		199.3	16	ENT. LIBRES 2
32 MARCOS LUDEÑA	ALM RACING	BEON		198.5	12	ENT. LIBRES 2
76 IZAN IBAÑEZ	BULTACO RACING	BULTACO		198.5	9	ENT. LIBRES 1
33 LUCAS BOYER	BS RACING	BEON		196.7	4	ENT. LIBRES 2
54 QUENTIN GODEFROY	ERDOG - STORM RACING	ERDOG		196.7	9	ENT. LIBRES 2
35 MIGUEL BERNAL	TEAM ANDIFER-MDR	BEON		192.2	6	ENT. LIBRES 1





CIRCUITO DE NAVARRA 3.933 m.

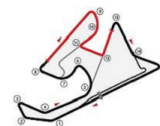
PRE MOTO 3


ESBK - CTO. ESPAÑA DE VELOCIDAD

ENT. LIBRES 2

Secuencia de vueltas rápidas

T. Sesión	Nº Piloto	Equipo	Moto	Clase	Tiempo	Km/h	Vlt.
4:14.285	7 DAVID JIMENEZ	MDR COMPETICIÓN	BEON		1:56.946	121.1	2
4:15.801	46 ALVARO LUCAS	MRE TALENT	BEON		1:52.875	125.4	2
5:07.265	45 ALEX LONGARELA	IGAXTEAM	BEON		1:52.407	126.0	2
6:10.185	71 CARLOS CANO	QRG MOTOR RACING			1:52.273	126.1	3
6:44.795	70 IAROSLAV KARPUSHIN	FRANDO RACING VHC TEAM LIQUI MOLY	BEON		1:52.054	126.4	3
6:58.498	45 ALEX LONGARELA	IGAXTEAM	BEON		1:51.233	127.3	3
8:49.151	45 ALEX LONGARELA	IGAXTEAM	BEON		1:50.653	128.0	4
10:39.445	45 ALEX LONGARELA	IGAXTEAM	BEON		1:50.294	128.4	5
12:29.648	45 ALEX LONGARELA	IGAXTEAM	BEON		1:50.203	128.5	6





PRE MOTO 3
ESBK - CTO. ESPAÑA DE VELOCIDAD
ENT. LIBRES 2

Vuelta a vuelta

— Vuelta invalidada


■ Mejor Personal

■ Mejor de la sesión

■ Cruzando por el pit lane

Vlt.	Tiempo	Sector 1	Sector 2	Sector 3	V.Max	T. Sesión	Vlt.	Tiempo	Sector 1	Sector 2	Sector 3	V.Max	T. Sesión		
4	FRANCISCO JAVIER PALOMERA						ESP	3	1:54.780	31.292	42.058	41.430	198.2	6:29.087	
	MRE TALENT						BEON	4	1:53.643	30.755	41.630	41.258	199.3	8:22.730	
	1	2:32.712	1:04.984	45.377	42.351	158.4	2:32.712	5	1:53.523	30.645	41.147	41.731	199.6	10:16.253	
	2	1:55.145	30.892	42.591	41.662	197.4	4:27.857	6	1:53.365	30.700	41.511	41.154	200.4	12:09.618	
	3	1:55.864	32.608	42.139	41.117	197.8	6:23.721	7	1:52.771	30.657	41.101	41.013	200.7	14:02.389	
	4	1:54.578	30.977	41.894	41.707	200.4	8:18.299	8	1:52.330	30.361	40.950	41.019	203.4	15:54.719	
	5	1:53.196	30.507	41.883	40.806	204.2	10:11.495	9	1:52.690	30.485	41.324	40.881	203.8	17:47.409	
	6	2:00.756	37.302	41.829	41.625	200.0	12:12.251	10	1:53.119	30.301	41.573	41.245	203.4	19:40.528	
	7	1:53.562	30.927	41.558	41.077	201.1	14:05.813	11	1:53.430	30.694	41.534	41.202	198.2	21:33.958	
	8	2:03.658	40.147	42.071	41.440	196.0	16:09.471	12	1:52.991	30.738	41.244	41.009	197.4	23:26.949	
	9	8:56.757 B	30.507	41.751	7:44.499	197.8	25:06.228	13	1:54.456	31.630	41.791	41.035	197.8	25:21.405	
	10	1:59.254	34.900	42.212	42.142	161.0	27:05.482	14	1:53.329	30.535	41.341	41.453	197.8	27:14.734	
	11	1:52.263	30.180	41.264	40.819	203.8	28:57.745	15	1:53.144	30.385	41.136	41.623	198.9	29:07.878	
	12	1:54.336	31.273	41.974	41.089	203.0	30:52.081	16	1:57.050	31.776	42.913	42.361	199.6	31:04.928	
	13	1:53.739	30.801	41.477	41.461	198.2	32:45.820	17	2:08.069 B	30.922	41.524	55.623	196.7	33:12.997	
	14	1:55.029	32.746	41.451	40.832	198.9	34:40.849	18	1:59.623	35.964	42.109	41.550	160.2	35:12.620	
15	1:53.235	30.516	41.745	40.974	199.3	36:34.084									
5	IGNACIO GALAN						ESP	9	ELLIOT KASSIGIAN						FRA
	TEAM IMPALA HONDA						BEON		MECAPROJETS TEAM						ERDOG
	1	4:45.908	3:21.959	42.764	41.185	160.5	4:45.908		1	2:29.620	1:03.739	43.412	42.469	152.8	2:29.620
	2	1:57.197	34.375	41.714	41.108	194.6	6:43.105		2	1:55.992	31.144	42.658	42.190	198.5	4:25.612
	3	1:52.487	30.349	41.302	40.836	197.1	8:35.592		3	1:55.266	31.382	42.033	41.851	196.7	6:20.878
	4	1:52.830	30.125	41.430	41.275	198.2	10:28.422		4	1:54.901	31.352	42.136	41.413	196.0	8:15.779
	5	1:52.584	30.431	41.300	40.853	194.9	12:21.006		5	1:53.701	30.954	41.273	41.474	193.9	10:09.480
	6	1:53.051	30.430	41.622	40.999	201.5	14:14.057		6	1:53.607	30.917	41.344	41.346	195.3	12:03.087
	7	8:01.011 B	30.418	42.849	6:47.744	197.4	22:15.068		7	1:56.082	30.970	42.540	42.572	194.6	13:59.169
	8	2:10.862	43.613	43.723	43.526	154.5	24:25.930		8	1:54.446	30.887	41.397	42.162	197.8	15:53.615
	9	1:52.637	30.465	41.409	40.763	200.7	26:18.567		9	3:41.471 B	37.732	43.658	2:20.081	192.9	19:35.086
	10	1:52.534	30.537	41.200	40.797	196.0	28:11.101		10	2:05.944	41.722	42.200	42.022	81.1	21:41.030
	11	1:52.196	30.400	40.990	40.806	195.7	30:03.297		11	1:54.469	31.317	41.776	41.376	191.5	23:35.499
	12	1:52.413	30.443	41.194	40.776	196.4	31:55.710		12	1:53.958	31.249	41.456	41.253	191.2	25:29.457
13	1:53.587	31.457	41.331	40.799	197.1	33:49.297	13	1:53.408	31.022	41.315	41.071	192.5	27:22.865		
14	1:53.776	30.996	41.626	41.154	194.9	35:43.073	14	1:53.030	30.766	41.150	41.114	192.9	29:15.895		
							15	1:53.000	30.803	40.989	41.208	193.9	31:08.895		
							16	1:53.884	30.928	41.345	41.611	199.3	33:02.779		
							17	1:53.577	30.937	41.558	41.082	195.3	34:56.356		
							18	1:53.085	30.794	41.194	41.097	194.9	36:49.441		
7	DAVID JIMENEZ						ESP	10	AFONSO DUARTE						PRT
	MDR COMPETICIÓN						BEON		MIGUEL OLIVEIRA RACING TEAM						BEON
	1	2:17.339	48.966	45.287	43.086	141.0	2:17.339		1	2:26.661	58.919	44.463	43.279	164.9	2:26.661
	2	1:56.946	31.821	43.043	42.082	195.3	4:14.285		2	1:56.357	31.209	42.793	42.355	200.7	4:23.018
	3	1:55.924	31.727	42.624	41.573	194.2	6:10.209		3	1:55.460	30.926	42.333	42.201	199.6	6:18.478
	4	1:56.901	31.321	43.673	41.907	190.1	8:07.110		4	1:55.486	30.906	42.436	42.144	201.5	8:13.964
	5	1:54.052	30.794	41.931	41.327	201.5	10:01.162		5	1:55.366	30.984	42.404	41.978	195.3	10:09.330
	6	1:54.277	31.131	41.738	41.408	197.4	11:55.439		6	1:55.750	31.259	42.144	42.347	193.5	12:05.080
	7	2:04.166	34.655	47.300	42.211	200.0	13:59.605		7	11:08.936 B	31.242	42.298	9:55.396	192.9	23:14.016
	8	1:54.263	30.846	41.685	41.732	203.0	15:53.868		8	2:03.872	38.025	43.085	42.762	132.5	25:17.888
	9	1:54.137	30.900	41.986	41.251	199.3	17:48.005		9	1:57.736	32.053	43.148	42.535	194.9	27:15.624
	10	7:32.792 B	30.945	46.387	6:15.460	201.5	25:20.797		10	6:16.088 B	30.951	57.924	4:47.213	197.4	33:31.712
	11	1:59.749	35.691	42.254	41.804	157.7	27:20.546		11	2:00.839	35.333	42.971	42.535	164.6	35:32.551
	12	1:53.857	30.977	41.476	41.404	197.8	29:14.403								
13	1:53.899	30.938	41.702	41.259	197.1	31:08.302									
14	2:03.584	37.956	43.315	42.313	200.0	33:11.886									
8	NIKOLA MIROSLAVOV						ESP	11	OLIVER CANTOS						ESP
	METMOTO RINGRACING 16						BEON		ALMA RACING TEAM						BEON
	1	2:38.277	1:09.531	45.695	43.051	161.9	2:38.277		1	2:23.415	55.301	44.516	43.598	155.4	2:23.415
2	1:56.030	31.344	42.662	42.024	202.2	4:34.307	2	1:55.013	31.009	42.204	41.800	200.0	4:18.428		
							3	1:53.693	30.899	41.487	41.307	201.9	6:12.121		






PRE MOTO 3
ESBK - CTO. ESPAÑA DE VELOCIDAD
ENT. LIBRES 2

Vuelta a vuelta

— Vuelta invalidada ■ Mejor Personal ■ Mejor de la sesión B Cruzando por el pit lane

Vlt.	Tiempo	Sector 1	Sector 2	Sector 3	V.Max	T. Sesión	Vlt.	Tiempo	Sector 1	Sector 2	Sector 3	V.Max	T. Sesión
4	1:54.469	30.513	42.640	41.316	199.6	8:06.590	7	1:54.152	30.744	41.927	41.481	206.1	13:50.854
5	1:53.011	30.392	41.206	41.413	201.5	9:59.601	8	9:24.963B	47.176	46.416	7:51.371	204.5	23:15.817
6	1:53.292	30.578	41.316	41.398	199.3	11:52.893	9	2:01.279	36.486	43.209	41.584	154.5	25:17.096
7	1:54.087	30.891	41.793	41.403	206.1	13:46.980	10	1:58.399	35.547	41.817	41.035	201.1	27:15.495
8	1:59.052	32.149	42.877	44.026	201.9	15:46.032	11	1:52.762	30.271	41.320	41.171	206.5	29:08.257
9	1:59.492	35.679	41.468	42.345	197.4	17:45.524	12	1:57.098	31.610	43.094	42.394	207.3	31:05.355
10	5:28.850B	30.722	42.666	4:15.462	200.7	23:14.374	13	2:00.495	30.729	41.625	48.141	200.4	33:05.850
11	2:08.992	43.731	43.355	41.906	144.0	25:23.366	14	1:53.924	30.854	41.747	41.323	199.3	34:59.774
12	1:57.181	31.305	43.234	42.642	199.6	27:20.547	15	1:54.717	31.060	42.236	41.421	201.1	36:54.491
13	1:54.451	31.120	41.600	41.731	195.7	29:14.998	26 REMY SANJUAN FRA						
14	1:53.662	30.710	41.593	41.359	200.0	31:08.660	MÉCAPROJETS TEAM ADO BEON						
15	1:53.518	30.429	41.665	41.424	203.0	33:02.178	1	2:33.663	1:07.286	44.053	42.324	164.4	2:33.663
16	1:53.140	30.575	41.051	41.514	200.4	34:55.318	2	1:55.134	31.023	42.575	41.536	206.1	4:23.797
17	1:53.134	30.540	41.157	41.437	197.8	36:48.452	3	1:54.465	30.846	42.383	41.236	198.9	6:23.262
15 MARTIM MARCO RAMOS PRT							4	1:54.504	31.291	41.491	41.722	194.6	8:17.766
H43 TEAM NOBBY BEON							5	1:53.655	30.690	42.005	40.960	197.8	10:11.421
1	2:24.384	56.327	44.266	43.791	149.6	2:24.384	6	1:53.737	30.729	41.740	41.268	199.6	12:05.158
2	1:57.354	31.961	43.279	42.114	197.1	4:21.738	7	1:54.149	30.983	41.854	41.312	205.7	13:59.307
3	1:55.679	31.196	42.361	42.122	198.2	6:17.417	8	1:52.511	30.178	41.430	40.903	205.3	15:51.818
4	1:54.264	31.168	41.733	41.363	196.4	8:11.681	9	1:53.675	30.416	42.117	41.142	201.9	17:45.493
5	2:01.205	31.040	48.350	41.815	196.4	10:12.886	10	1:56.905	30.623	41.825	44.457	201.9	19:42.398
6	2:03.061	31.046	41.515	50.500	194.6	12:15.947	11	4:43.859B	30.521	41.754	3:31.584	197.8	24:26.257
7	7:22.082B	39.195	47.024	5:55.863	176.5	19:38.029	12	2:02.370	35.846	43.812	42.712	161.7	26:28.627
8	2:02.198	37.946	42.249	42.003	99.5	21:40.227	13	1:53.878	30.684	41.841	41.353	198.5	28:22.505
9	7:54.243B	39.762	45.409	6:29.072	190.5	29:34.470	14	2:15.679B	35.018	43.753	56.908	196.7	30:38.184
10	2:02.332	38.366	42.367	41.599	120.1	31:36.802	15	2:07.802	41.266	44.574	41.962	156.5	32:45.986
11	1:54.693	31.486	41.889	41.318	194.9	33:31.495	16	1:54.066	30.967	41.925	41.174	200.7	34:40.052
12	1:54.513	31.383	41.737	41.393	191.8	35:26.008	17	1:54.000	31.090	41.834	41.076	194.9	36:34.052
17 ENZO DUPUIS FRA							29 RANDY TRUCHOT FRA						
BRS - BRECHON RACING SCHOOL BEON							BS RACING TEAM BEON						
1	2:29.213	1:02.702	43.588	42.923	161.4	2:29.213	1	2:26.762	58.788	45.167	42.807	163.6	2:26.762
2	1:56.003	31.232	42.636	42.135	199.6	4:25.216	2	1:57.072	31.581	42.986	42.505	194.9	4:23.834
3	1:56.017	31.393	42.472	42.152	197.4	6:21.233	3	1:56.625	31.421	42.841	42.363	201.1	6:20.459
4	1:58.382	34.229	42.313	41.840	199.6	8:19.615	4	1:57.547	31.584	43.225	42.738	196.4	8:18.006
5	1:56.799	31.322	43.131	42.346	198.2	10:16.414	5	1:58.256	31.526	44.049	42.681	200.4	10:16.262
6	1:56.272	31.348	42.540	42.384	195.3	12:12.686	6	1:55.948	31.054	42.394	42.500	197.8	12:12.210
7	2:04.948	40.360	42.501	42.087	198.5	14:17.634	7	2:17.671B	31.599	43.502	1:02.570	201.9	14:29.881
8	1:54.565	31.208	41.774	41.583	196.0	16:12.199	8	2:02.240	35.815	43.521	42.904	164.9	16:32.121
9	1:54.498	31.164	41.832	41.502	195.3	18:06.697	9	1:57.353	31.914	42.919	42.520	193.5	18:29.474
10	6:20.227B	32.080	44.017	5:04.130	193.2	24:26.924	10	1:56.767	31.751	42.937	42.079	193.5	20:26.241
11	2:02.139	35.469	44.054	42.616	161.2	26:29.063	11	1:56.404	31.576	42.585	42.243	194.2	22:22.645
12	1:54.381	31.035	41.896	41.450	198.2	28:23.444	12	1:57.878	31.904	42.787	43.187	193.5	24:20.523
13	1:54.275	31.012	41.709	41.554	197.4	30:17.719	13	1:58.331	32.031	43.916	42.384	193.5	26:18.854
14	1:54.779	31.049	41.786	41.944	196.0	32:12.498	14	1:55.814	31.310	42.374	42.130	196.4	28:14.668
15	1:54.678	31.143	41.908	41.627	195.7	34:07.176	15	1:56.846	31.585	42.410	42.851	194.2	30:11.514
16	1:54.337	31.093	41.827	41.417	195.3	36:01.513	16	1:56.707	31.563	42.403	42.741	197.1	32:08.221
18 MATHIAS TAMBURINI ITA							30 JEAN KENTO TURNER JPN						
IGAXTEAM BEON							MIGUEL OLIVEIRA RACING TEAM BEON						
1	2:24.791	57.251	44.285	43.255	151.0	2:24.791	1	2:26.090	59.281	44.008	42.801	165.1	2:26.090
2	1:56.081	31.764	42.710	41.607	197.8	4:20.872	2	1:56.487	31.193	43.016	42.278	203.8	4:22.577
3	1:54.324	30.759	42.142	41.423	203.4	6:15.196	3	1:55.554	30.858	42.469	42.227	200.4	6:18.131
4	1:53.786	30.483	42.157	41.146	204.5	8:08.982	4	1:54.757	30.991	42.144	41.622	199.6	8:12.888
5	1:54.075	30.668	42.038	41.369	204.5	10:03.057	5	1:54.302	31.002	41.893	41.407	199.3	10:07.190
6	1:53.645	30.631	41.675	41.339	202.6	11:56.702	6	1:53.918	30.500	41.826	41.592	200.7	12:01.108






PRE MOTO 3
ESBK - CTO. ESPAÑA DE VELOCIDAD
ENT. LIBRES 2

Vuelta a vuelta

— Vuelta invalidada ■ Mejor Personal ■ Mejor de la sesión B Cruzando por el pit lane

Vlt.	Tiempo	Sector 1	Sector 2	Sector 3	V.Max	T. Sesión	Vlt.	Tiempo	Sector 1	Sector 2	Sector 3	V.Max	T. Sesión
7	1:54.473	30.686	42.296	41.491	199.3	13:55.581	14	1:52.402	30.235	41.193	40.974	201.9	33:01.389
8	9:21.259B	30.933	50.132	8:00.194	200.4	23:16.840	15	1:54.218	30.513	41.557	42.148	197.1	34:55.607
9	2:01.026	35.755	43.103	42.168	151.0	25:17.866	16	2:19.026	32.278	41.178	1:05.570	201.9	37:14.633
10	2:00.125	36.599	41.908	41.618	197.8	27:17.991	43 LUIS MIGUEL LOPEZ ESP						
11	1:54.104	30.792	41.689	41.623	197.1	29:12.095	MIR RACING MIR RACING						
12	1:54.584	30.738	41.850	41.996	196.4	31:06.679	1	2:24.805	56.894	44.108	43.803	158.8	2:24.805
13	1:53.808	30.824	41.604	41.380	200.7	33:00.487	2	1:56.228	30.965	43.118	42.145	201.5	4:21.033
14	1:53.932	30.862	41.563	41.507	194.2	34:54.419	3	1:54.783	31.076	41.862	41.845	195.3	6:15.816
15	1:54.076	30.758	41.241	42.077	192.9	36:48.495	4	1:54.283	30.901	41.776	41.606	195.3	8:10.099
32 MARCOS LUDEÑA ESP													
ALM RACING BEON													
1	2:37.685	1:11.501	43.557	42.627	159.3	2:37.685	5	1:54.993	31.168	42.075	41.750	193.2	10:05.092
2	1:59.787	31.250	42.559	45.978	195.3	4:37.472	6	1:54.915	30.904	41.690	42.321	192.9	12:00.007
3	1:56.206	31.681	42.515	42.010	191.2	6:33.678	7	1:54.904	30.893	42.228	41.783	193.2	13:54.911
4	1:55.152	31.313	42.123	41.716	191.8	8:28.830	8	2:00.184	35.964	42.337	41.883	191.2	15:55.095
5	1:54.551	31.055	42.032	41.464	191.8	10:23.381	9	9:07.530B	38.663	47.043	7:41.824	180.6	25:02.625
6	1:54.817	30.912	41.830	42.075	193.5	12:18.198	10	2:06.046	39.364	43.260	43.422	154.1	27:08.671
7	3:40.811B	31.091	44.174	2:25.546	194.9	15:59.009	11	2:11.654	41.693	46.613	43.348	152.5	29:20.325
8	6:53.004B	37.619	49.855	5:25.530	149.6	22:52.013	44 MARK PEREZ ESP						
9	4:14.414B	45.809	45.695	2:42.910	142.1	27:06.427	FAU55 RACING - FAMILY CASH BEON						
10	2:01.553	36.463	43.176	41.914	154.3	29:07.980	1	2:39.247	1:12.585	43.760	42.902	162.4	2:39.247
11	1:57.567	31.223	43.512	42.832	197.8	31:05.547	2	2:02.663	31.755	42.834	48.074	196.7	4:41.910
12	2:00.962	30.975	42.082	47.905	198.5	33:06.509	3	1:56.211	31.480	42.623	42.108	192.9	6:38.121
13	1:53.839	30.884	41.604	41.351	194.9	35:00.348	4	1:57.814	31.813	42.426	43.575	192.5	8:35.935
33 LUCAS BOYER FRA													
BS RACING BEON													
1	2:15.911	44.564	46.992	44.355	140.6	2:15.911	5	1:54.485	30.947	41.814	41.724	198.9	10:30.420
2	2:01.295	33.006	44.591	43.698	188.2	4:17.206	6	1:55.691	31.095	42.600	41.996	198.5	12:26.111
3	2:01.333	32.639	44.262	44.432	190.5	6:18.539	7	1:55.079	31.424	42.172	41.483	198.9	14:21.190
4	1:59.924	32.207	44.240	43.477	196.7	8:18.463	8	8:54.434B	33.884	43.340	7:37.210	194.2	23:15.624
5	1:59.349	32.250	43.872	43.227	195.7	10:17.812	9	2:02.485	36.814	43.442	42.229	156.5	25:18.109
6	2:00.786	33.154	44.287	43.345	193.5	12:18.598	10	1:58.010	32.986	43.746	41.278	191.5	27:16.119
7	2:00.023	32.346	44.363	43.314	193.5	14:18.621	11	1:54.643	30.776	42.225	41.642	200.4	29:10.762
8	1:59.659	32.503	43.958	43.198	192.9	16:18.280	12	1:55.835	31.273	42.147	42.415	195.3	31:06.597
9	2:00.082	32.495	44.027	43.560	190.8	18:18.362	13	2:00.169	31.440	42.359	46.370	198.5	33:06.766
10	11:24.155B	44.544	47.537	9:52.074	186.9	29:42.517	14	1:53.827	30.991	41.704	41.132	196.7	35:00.593
11	2:11.987	43.543	44.754	43.690	136.4	31:54.504	45 ALEX LONGARELA ESP						
12	2:00.089	32.932	44.006	43.151	186.2	33:54.593	IGAXTEAM BEON						
13	2:00.816	32.642	44.371	43.803	189.5	35:55.409	1	3:14.858	1:50.793	42.681	41.384	153.0	3:14.858
34 JACOBO HINOJOSA ESP													
QRG MOTOR RACING BEON													
1	2:23.945	55.137	45.030	43.778	154.3	2:23.945	2	1:52.407	30.531	41.201	40.675	198.5	5:07.265
2	1:54.870	30.857	42.474	41.539	201.1	4:18.815	3	1:51.233	30.229	40.846	40.158	198.5	6:58.498
3	1:53.504	30.665	41.724	41.115	198.2	6:12.319	4	1:50.653	29.921	40.490	40.242	198.9	8:49.151
4	1:53.674	30.437	42.186	41.051	200.7	8:05.993	5	1:50.294	29.842	40.298	40.154	200.0	10:39.445
5	1:53.873	31.256	41.574	41.043	202.6	9:59.866	6	1:50.203	29.825	40.286	40.092	199.6	12:29.648
6	1:53.054	30.422	41.552	41.080	202.6	11:52.920	7	10:37.939B	29.933	40.991	9:27.015	201.1	23:07.587
7	1:53.648	30.731	41.713	41.204	197.8	13:46.568	8	1:58.365	36.428	41.268	40.669	157.2	25:05.952
8	1:58.669	33.254	43.758	41.657	196.7	15:45.237	9	1:51.650	29.965	41.270	40.415	199.3	26:57.602
9	7:45.830B	35.997	42.564	6:27.269	193.9	23:31.067	10	1:50.885	30.155	40.409	40.321	198.2	28:48.487
10	2:00.368	37.010	41.986	41.372	124.1	25:31.435	11	1:50.575	30.032	40.406	40.137	200.0	30:39.062
11	1:52.950	30.454	41.622	40.874	198.9	27:24.385	12	1:50.350	30.015	40.337	39.998	200.0	32:29.412
12	1:52.435	30.333	41.242	40.860	197.4	29:16.820	13	1:50.579	29.951	40.639	39.989	197.8	34:19.991
13	1:52.167	30.304	41.047	40.816	199.6	31:08.987	14	1:50.402	29.972	40.364	40.066	198.5	36:10.393
46 ALVARO LUCAS ESP													
MRE TALENT BEON													
1	2:22.926	56.119	43.179	43.628	166.9	2:22.926							
2	1:52.875	30.122	41.096	41.657	200.4	4:15.801							
3	1:57.742	30.179	46.592	40.971	198.9	6:13.543							





PRE MOTO 3
ESBK - CTO. ESPAÑA DE VELOCIDAD
ENT. LIBRES 2

Vuelta a vuelta

— Vuelta invalidada ■ Mejor Personal ■ Mejor de la sesión B Cruzando por el pit lane

Vlt.	Tiempo	Sector 1	Sector 2	Sector 3	V.Max	T. Sesión	Vlt.	Tiempo	Sector 1	Sector 2	Sector 3	V.Max	T. Sesión
4	1:51.680	29.574	41.542	40.564	203.0	8:05.223	9	2:00.669	36.690	42.278	41.701	166.9	25:57.826
5	1:51.324	29.902	40.924	40.498	198.9	9:56.547	10	1:52.873	30.294	41.734	40.845	219.1	27:50.699
6	1:57.489	35.388	41.252	40.849	201.5	11:54.036	11	1:52.136	30.056	41.326	40.754	218.6	29:42.835
7	2:04.440	35.741	47.227	41.472	203.0	13:58.476	12	1:52.745	30.374	41.237	41.134	218.6	31:35.580
8	1:52.356	29.927	40.984	41.445	203.0	15:50.832	13	1:52.320	30.347	41.272	40.701	218.6	33:27.900
9	1:55.965	29.616	45.343	41.006	202.6	17:46.797	14	1:52.059	30.328	41.272	40.459	217.3	35:19.959
10	7:18.427 B	29.909	41.517	6:07.001	206.9	25:05.224							
11	1:59.881	35.400	42.329	42.152	166.9	27:05.105							
12	1:51.557	30.058	40.842	40.657	203.4	28:56.662							

54 QUENTIN GODEFROY FRA
ERDOG - STORM RACING ERDOG

1	2:36.754	1:06.850	45.693	44.211	158.8	2:36.754
2	1:59.661	32.770	43.788	43.103	188.8	4:36.415
3	1:58.600	32.097	43.254	43.249	186.5	6:35.015
4	1:57.321	32.090	42.880	42.351	187.5	8:32.336
5	1:57.228	31.885	42.740	42.603	187.2	10:29.564
6	1:56.435	31.752	42.526	42.157	194.2	12:25.999
7	1:56.619	31.771	42.605	42.243	193.9	14:22.618
8	1:55.874	31.507	42.317	42.050	192.9	16:18.492
9	2:01.575	36.329	42.696	42.550	196.7	18:20.067
10	1:56.622	32.009	42.654	41.959	187.8	20:16.689
11	3:27.915 B	32.310	42.412	2:13.193	186.9	23:44.604
12	2:01.216	36.092	42.899	42.225	157.7	25:45.820
13	1:57.048	32.342	42.475	42.231	187.5	27:42.868
14	1:56.067	31.810	42.129	42.128	187.5	29:38.935
15	1:57.035	32.320	42.806	41.909	189.5	31:35.970
16	1:56.890	32.144	42.753	41.993	189.5	33:32.860
17	1:55.862	31.771	42.146	41.945	188.5	35:28.722

55 MICHAEL LOUIE SANCHEZ USA
MRE TALENT BEON

1	2:33.499	1:06.313	44.794	42.392	158.4	2:33.499
2	1:55.539	31.394	42.593	41.552	203.0	4:29.038
3	1:54.412	30.812	42.502	41.098	201.5	6:23.450
4	1:54.527	30.928	41.959	41.640	200.0	8:17.977
5	1:58.806	35.842	41.684	41.280	204.2	10:16.783
6	1:55.171	31.108	42.015	42.048	206.1	12:11.954
7	1:53.781	31.103	41.406	41.272	199.6	14:05.735
8	1:53.690	30.906	41.591	41.193	202.2	15:59.425
9	10:29.773 B	30.804	41.567	9:17.402	200.4	26:29.198
10	1:58.953	35.341	42.041	41.571	165.6	28:28.151
11	1:53.758	30.951	41.625	41.182	198.9	30:21.909
12	1:53.781	31.000	41.598	41.183	201.1	32:15.690
13	1:52.962	30.665	41.253	41.044	200.0	34:08.652
14	1:52.845	30.570	41.121	41.154	200.7	36:01.497

61 B. URIARTE

1	3:52.014	2:21.460	46.434	44.120	167.4	3:52.014
2	1:56.686	31.892	42.645	42.149	214.7	5:48.700
3	1:53.907	30.815	41.643	41.449	217.7	7:42.607
4	1:55.115	32.029	41.773	41.313	219.1	9:37.722
5	1:53.139	30.537	41.476	41.126	217.7	11:30.861
6	1:52.291	30.236	41.364	40.691	220.0	13:23.152
7	1:52.350	30.249	41.259	40.842	220.4	15:15.502
8	8:41.655 B	31.443	42.681	7:27.531	218.6	23:57.157

69 FERNANDO BUJOSA ESP
FRANCO RACING VHC TEAM LIQUI BEON

1	2:55.614	1:30.791	43.043	41.780	158.6	2:55.614
2	1:53.671	30.957	41.478	41.236	191.2	4:49.285
3	1:52.548	30.536	41.080	40.932	192.2	6:41.833
4	1:56.483	30.463	40.816	45.204	192.9	8:38.316
5	1:52.432	30.431	40.898	41.103	194.6	10:30.748
6	8:59.493 B	31.489	43.443	7:44.561	200.4	19:30.241
7	2:06.165	40.189	43.702	42.274	125.4	21:36.406
8	1:52.313	30.593	41.022	40.698	198.5	23:28.719
9	1:52.409	30.131	41.235	41.043	197.1	25:21.128
10	1:52.203	30.383	40.964	40.856	194.9	27:13.331
11	2:07.586	37.103	48.172	42.311	193.2	29:20.917
12	1:52.502	30.502	41.008	40.992	195.7	31:13.419
13	1:58.657	33.178	43.359	42.120	194.6	33:12.076
14	1:52.453	30.501	41.045	40.907	198.9	35:04.529


70 IAROSLAV KARPUSHIN EST
FRANCO RACING VHC TEAM LIQUI BEON

1	2:59.229	1:35.568	42.270	41.391	160.5	2:59.229
2	1:53.512	30.848	41.568	41.096	199.6	4:52.741
3	1:52.054	29.980	41.346	40.728	199.6	6:44.795
4	1:51.700	30.000	40.944	40.756	201.5	8:36.495
5	1:52.423	30.188	41.229	41.006	204.9	10:28.918
6	1:51.696	30.036	40.981	40.679	202.6	12:20.614
7	7:09.229 B	30.549	43.018	5:55.662	201.5	19:29.843
8	2:06.078	40.297	43.817	41.964	129.0	21:35.921
9	1:52.439	30.283	41.275	40.881	200.7	23:28.360
10	1:53.802	30.342	42.418	41.042	201.1	25:22.162
11	1:52.704	29.925	41.359	41.420	203.8	27:14.866
12	1:51.544	29.914	40.951	40.679	203.8	29:06.410
13	1:59.614	32.359	44.872	42.383	200.4	31:06.024

71 CARLOS CANO ESP
QRG MOTOR RACING

1	2:24.719	55.071	43.677	45.971	155.4	2:24.719
2	1:53.193	30.675	41.637	40.881	201.5	4:17.912
3	1:52.273	30.604	41.039	40.630	198.5	6:10.185
4	1:55.567	30.321	41.290	43.956	201.5	8:05.752
5	1:51.778	30.191	40.968	40.619	198.9	9:57.530
6	1:52.179	30.347	41.089	40.743	196.0	11:49.709
7	2:09.126	37.959	49.416	41.751	195.3	13:58.835
8	1:51.191	29.844	40.893	40.454	205.3	15:50.026
9	1:54.933	30.262	43.774	40.897	198.2	17:44.959
10	7:19.192 B	34.410	45.291	5:59.491	196.0	25:04.151
11	2:00.316	36.298	42.037	41.981	157.4	27:04.467
12	1:52.644	30.829	40.979	40.836	188.8	28:57.111
13	1:56.019	32.310	42.636	41.073	198.5	30:53.130
14	1:52.615	30.296	41.250	41.069	197.4	32:45.745
15	2:06.046	36.539	48.123	41.384	195.7	34:51.791





PRE MOTO 3
ESBK - CTO. ESPAÑA DE VELOCIDAD
ENT. LIBRES 2

Vuelta a vuelta

— Vuelta invalidada


■ Mejor Personal

■ Mejor de la sesión

■ Cruzando por el pit lane

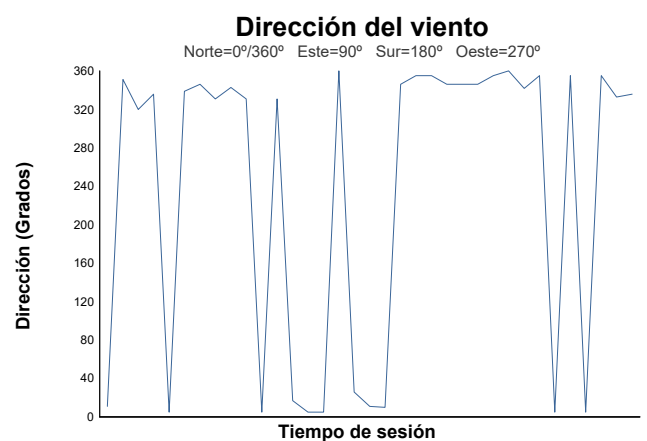
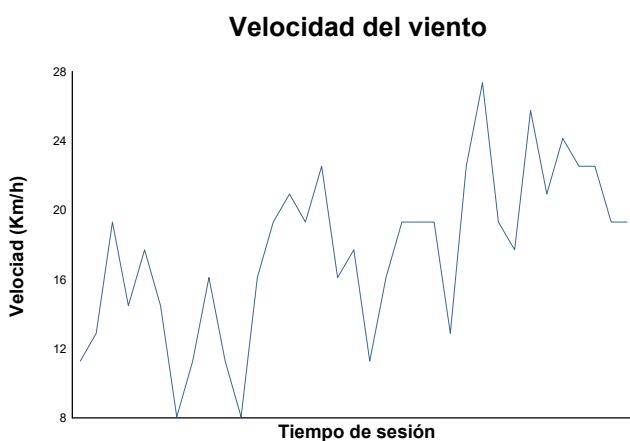
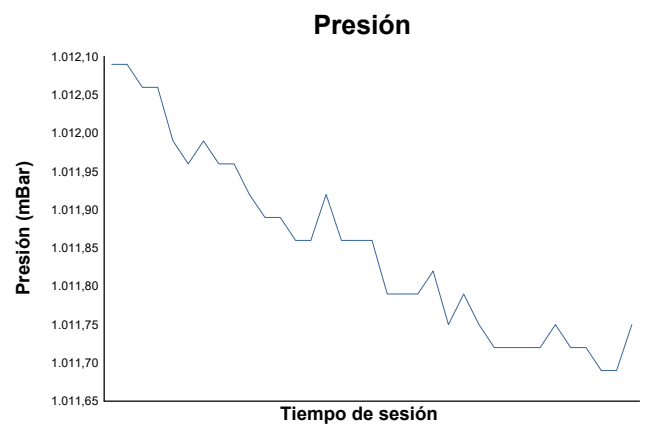
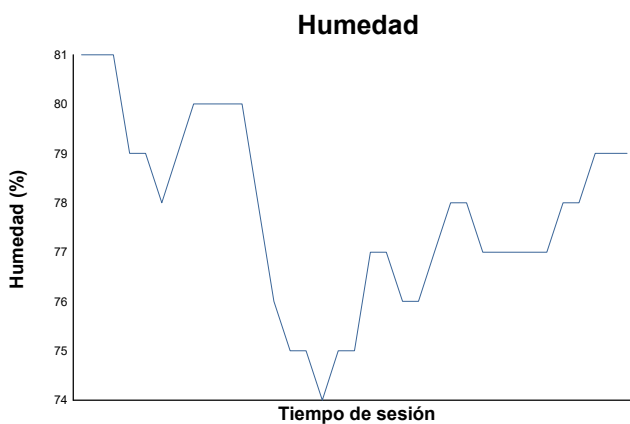
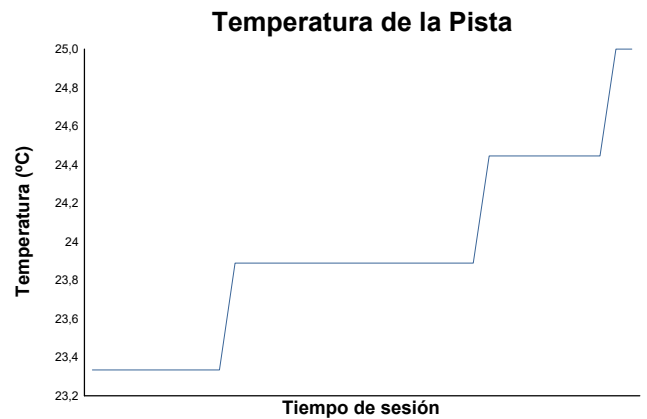
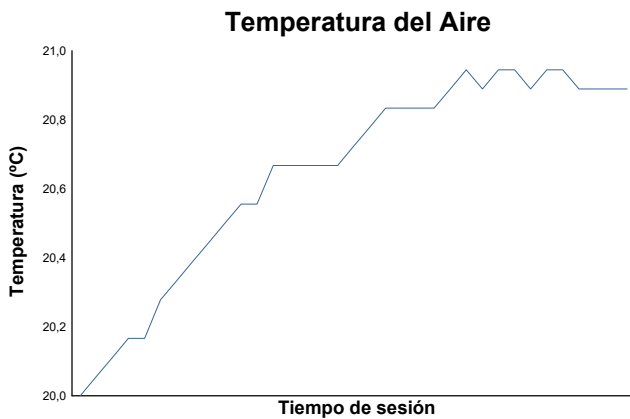
Vlt.	Tiempo	Sector 1	Sector 2	Sector 3	V.Max	T. Sesión	Vlt.	Tiempo	Sector 1	Sector 2	Sector 3	V.Max	T. Sesión	
16	1:52.668	30.510	41.208	40.950	193.2	36:44.459	16	1:52.437	30.487	41.020	40.930	195.7	36:01.779	
76	IZAN IBAÑEZ ESP							84	LORENZO GUYAU FRA					
	BULTACO RACING BULTACO								JEG RACING BEON					
1	4:40.403	3:13.471	44.257	42.675	155.4	4:40.403	1	2:24.451	57.472	43.745	43.234	149.6	2:24.451	
2	1:58.346	31.916	44.691	41.739	190.8	6:38.749	2	1:56.856	31.357	42.843	42.656	202.2	4:21.307	
3	1:55.652	31.563	42.423	41.666	194.6	8:34.401	3	1:55.261	31.262	42.169	41.830	194.6	6:16.568	
4	1:55.309	31.568	42.404	41.337	191.5	10:29.710	4	1:54.680	31.011	41.973	41.696	201.1	8:11.248	
5	1:55.215	31.329	42.200	41.686	198.5	12:24.925	5	1:54.540	30.995	42.102	41.443	199.6	10:05.788	
6	1:56.011	31.620	42.731	41.660	193.9	14:20.936	6	1:53.690	30.716	41.522	41.452	202.2	11:59.478	
7	1:54.942	31.295	42.141	41.506	195.3	16:15.878	7	1:55.563	30.934	43.059	41.570	200.0	13:55.041	
8	5:59.344	31.583	42.416	4:45.345	193.2	22:15.222	8	1:54.093	30.873	41.580	41.640	200.7	15:49.134	
9	2:10.340	40.858	44.361	45.121	152.3	24:25.562	9	1:57.267	31.058	44.505	41.704	197.8	17:46.401	
10	1:55.591	31.727	42.175	41.689	191.5	26:21.153	10	1:55.199	31.107	42.179	41.913	197.4	19:41.600	
11	1:54.859	31.442	41.956	41.461	192.9	28:16.012	11	1:54.788	30.945	41.877	41.966	198.9	21:36.388	
12	1:54.914	31.548	41.798	41.568	193.2	30:10.926	12	1:54.178	31.019	41.764	41.395	198.5	23:30.566	
13	1:59.817	31.794	46.491	41.532	192.9	32:10.743	13	5:22.524	38.514	43.742	4:00.268	197.8	28:53.090	
14	1:55.345	31.514	42.317	41.514	192.9	34:06.088	14	2:02.500	38.062	42.408	42.030	129.3	30:55.590	
15	1:55.368	31.569	42.160	41.639	191.5	36:01.456	15	1:54.239	31.153	41.714	41.372	198.9	32:49.829	
							16	1:53.907	31.054	41.703	41.150	197.1	34:43.736	
							17	1:53.787	30.992	41.420	41.375	197.1	36:37.523	
77	KERMAN DAVID MARTINEZ VEN							98	MIKA SIEBRATH GER					
	CUÑA DE CAMPEONES MIR RACING								SUPERHUGO 44 TEAM MIR RACING					
1	2:20.612	53.678	44.160	42.774	158.8	2:20.612	1	2:25.560	55.623	44.764	45.173	148.6	2:25.560	
2	1:55.430	31.192	41.964	42.274	195.3	4:16.042	2	1:56.366	31.123	43.135	42.108	197.4	4:21.926	
3	1:53.925	30.763	41.571	41.591	198.9	6:09.967	3	1:56.921	33.063	42.216	41.642	200.4	6:18.847	
4	1:53.380	30.944	41.254	41.182	193.2	8:03.347	4	1:54.209	30.927	41.726	41.556	203.0	8:13.056	
5	1:54.972	33.057	41.030	40.885	192.5	9:58.319	5	1:53.430	30.966	41.451	41.313	200.4	10:06.486	
6	1:52.039	30.420	41.018	40.601	194.6	11:50.358	6	1:53.444	30.613	41.481	41.350	196.4	11:59.930	
7	1:58.629	36.214	41.349	41.066	195.7	13:48.987	7	2:03.186	38.321	41.546	43.319	196.0	14:03.116	
8	2:02.289	30.424	44.979	46.886	196.4	15:51.276	8	1:53.498	30.570	41.514	41.414	197.4	15:56.614	
9	1:52.199	30.220	41.183	40.796	199.3	17:43.475								
10	1:52.226	30.458	41.020	40.748	194.6	19:35.701								
11	1:51.761	30.409	40.755	40.597	194.9	21:27.462								
12	5:23.285	37.983	41.751	4:03.551	193.5	26:50.747								
13	1:58.796	36.218	41.719	40.859	153.0	28:49.543								
14	1:51.636	30.217	40.837	40.582	196.0	30:41.179								
15	1:51.255	30.320	40.582	40.353	197.4	32:32.434								
16	1:51.467	30.286	40.643	40.538	196.0	34:23.901								
17	1:52.058	30.336	41.002	40.720	194.6	36:15.959								
78	HENRI MIGNOT FRA													
	BRS - BRECHON RACING SCHOOL BEON													
1	2:28.799	1:02.942	43.237	42.620	167.4	2:28.799								
2	1:54.720	30.771	42.103	41.846	199.6	4:23.519								
3	1:54.641	30.656	42.442	41.543	203.4	6:18.160								
4	1:53.676	30.679	41.755	41.242	200.0	8:11.836								
5	1:53.340	30.528	41.582	41.230	201.9	10:05.176								
6	1:53.376	30.547	41.555	41.274	197.8	11:58.552								
7	2:02.491	32.730	43.651	46.110	197.4	14:01.043								
8	1:52.682	30.314	41.517	40.851	201.5	15:53.725								
9	1:52.635	30.325	41.141	41.169	199.6	17:46.360								
10	6:39.382	30.240	41.893	5:27.249	200.0	24:25.742								
11	2:02.505	36.193	44.187	42.125	159.8	26:28.247								
12	1:54.518	31.236	41.764	41.518	195.7	28:22.765								
13	1:53.489	30.476	41.373	41.640	200.7	30:16.254								
14	1:52.637	30.375	41.314	40.948	197.1	32:08.891								
15	2:00.451	32.928	46.347	41.176	198.5	34:09.342								





ESBK - CTO. ESPAÑA DE VELOCIDAD
PRE MOTO 3
ENT. LIBRES 2

Informe meteorológico



Estado de pista: **SECO**

