

CIRCUITO DE NAVARRA 3.933 m.

## PRE MOTO 3 ESBK - CTO. ESPAÑA DE VELOCIDAD ENT. LIBRES 1

### Clasificación

Nº	Piloto	Nac	Equipo	Moto	Neum.CI.	Tiempo	Vlt.	Total	Dif.	Km/h
1	45 ALEX LONGARELA	ESP	IGAXTEAM	BEON	Dunlop	1:56.995	8	8	-	121.0
2	32 MARCOS LUDEÑA	ESP	ALM RACING	BEON	Dunlop	1:57.318	13	13	+0.323	120.7
3	35 MIGUEL BERNAL	ESP	TEAM ANDIFER-MDR	BEON	Dunlop	1:57.726	12	12	+0.731	120.3
4	70 IAROSLAV KARPUSHIN	EST	FRANDO RACING VHC TEAM LIQUI MOLY	BEON	Dunlop	1:58.075	10	11	+1.080	119.9
5	46 ALVARO LUCAS	ESP	MRE TALENT	BEON	Dunlop	1:58.184	7	7	+1.189	119.8
6	4 FRANCISCO JAVIER PALOME	ESP	MRE TALENT	BEON	Dunlop	1:59.008	13	13	+2.013	119.0
7	77 KERMAN DAVID MARTINEZ	VEN	CUNA DE CAMPEONES	MIR RACING	Dunlop	1:59.422	13	13	+2.427	118.6
8	5 IGNACIO GALAN	ESP	TEAM IMPALA HONDA	BEON	Dunlop	1:59.635	8	9	+2.640	118.3
9	78 HENRI MIGNOT	FRA	BRS - BRECHON RACING SCHOOL	BEON	Dunlop	1:59.822	12	13	+2.827	118.2
10	30 JEAN KENTO TURNER	JPN	MIGUEL OLIVEIRA RACING TEAM	BEON	Dunlop	2:00.011	12	12	+3.016	118.0
11	84 LORENZO GUYAU	FRA	JEG RACING	BEON	Dunlop	2:00.416	12	13	+3.421	117.6
12	98 MIKA SIEBDRATH	GER	SUPERHUGO 44 TEAM	MIR RACING	Dunlop	2:00.707	10	10	+3.712	117.3
13	15 MARTIM MARCO RAMOS	POR	H43 TEAM NOBBY	BEON	Dunlop	2:00.806	11	12	+3.811	117.2
14	44 MARK PEREZ	ESP	FAU55 RACING - FAMILY CASH	BEON	Dunlop	2:00.965	9	10	+3.970	117.0
15	17 ENZO DUPUIS	FRA	BRS - BRECHON RACING SCHOOL	BEON	Dunlop	2:01.000	11	12	+4.005	117.0
16	26 REMY SANJUAN	FRA	MÉCAPROJETS TEAM ADO	BEON	Dunlop	2:01.112	11	13	+4.117	116.9
17	76 IZAN IBAÑEZ	ESP	BULTACO RACING	BULTACO	Dunlop	2:01.187	12	12	+4.192	116.8
18	9 ELLIOT KASSIGIAN	FRA	MECAPROJETS TEAM	ERDOG	Dunlop	2:01.362	11	11	+4.367	116.7
19	10 AFONSO DUARTE	POR	MIGUEL OLIVEIRA RACING TEAM	BEON	Dunlop	2:01.365	12	12	+4.370	116.7
20	43 LUIS MIGUEL LOPEZ	ESP	MIR RACING	MIR RACING	Dunlop	2:01.466	12	12	+4.471	116.6
21	18 MATHIAS TAMBURINI	ITA	IGAXTEAM	BEON	Dunlop	2:02.131	10	11	+5.136	115.9
22	29 RANDY TRUCHOT	FRA	BS RACING TEAM	BEON	Dunlop	2:03.111	10	10	+6.116	115.0
23	69 FERNANDO BUJOSA	ESP	FRANDO RACING VHC TEAM LIQUI MOLY	BEON	Dunlop	2:03.424	11	11	+6.429	114.7
24	7 DAVID JIMENEZ	ESP	MDR COMPETICIÓN	BEON	Dunlop	2:04.817	11	12	+7.822	113.4
25	33 LUCAS BOYER	FRA	BS RACING	BEON	Dunlop	2:04.987	11	11	+7.992	113.3
26	11 OLIVER CANTOS	ESP	ALMA RACING TEAM	BEON	Dunlop	2:06.510	12	12	+9.515	111.9
27	34 JACOBO HINOJOSA	ESP		BEON	Dunlop			1		
28	54 QUENTIN GODEFROY	FRA	ERDOG - STORM RACING	ERDOG	Dunlop					
29	55 MICHAEL LOUIE SANCHEZ	USA	MRE TALENT	BEON	Dunlop			1		
30	71 CARLOS CANO	ESP	QRG MOTOR RACING		Dunlop			1		
■ No salidos										
8	NIKOLA MIROSLAVOV	BUL	METMOTO RINGRACING 16	BEON	Dunlop					
61	B. URIARTE									
65	IZAN CURIA	ESP	TEAM CURIA	BEON	Dunlop					

Vuelta rápida: Vlt. 8 ALEX LONGARELA 1:56.995 121.0 Km/h

Hora de publicación: .....

Estado de pista: **MOJADO**

Race Director:	Timekeeper:
----------------	-------------





CIRCUITO DE NAVARRA 3.933 m.


## Clasificación por Clase


Nº Piloto	Nac	Equipo	Moto	Tiempo	Vlt. Total	Dif.	Km/h

Hora de publicación: .....

Estado de pista: XXXXXXXXXX

Race Director:	Timekeeper:
----------------	-------------



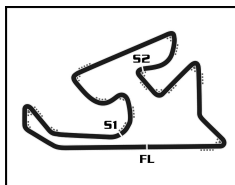


**PRE MOTO 3**  
**ESBK - CTO. ESPAÑA DE VELOCIDAD**  
**ENT. LIBRES 1**

Mejores tiempos de sector

Sector 1			Sector 2		Sector 3				Vuelta Ideal	Mejor Vuelta
Pos	Nº Piloto	Tiempo	Nº Piloto	Tiempo	Nº Piloto	Tiempo	Pos	Nº Piloto		
1	70 I.KARPUSHIN	31.712	45 A.LONGARELA	43.047	45 A.LONGARELA	42.029	1	45 A.LONGARELA	1:56.995	1:56.995 (1)
2	46 A.LUCAS	31.729	32 M.LUDEÑA	43.082	32 M.LUDEÑA	42.135	2	32 M.LUDEÑA	1:57.267	1:57.318 (2)
3	35 M.BERNAL	31.839	35 M.BERNAL	43.346	46 A.LUCAS	42.416	3	35 M.BERNAL	1:57.726	1:57.726 (3)
4	45 A.LONGARELA	31.919	70 I.KARPUSHIN	43.779	35 M.BERNAL	42.541	4	70 I.KARPUSHIN	1:58.075	1:58.075 (4)
5	32 M.LUDEÑA	32.050	77 K.MARTINEZ	43.945	70 I.KARPUSHIN	42.584	5	46 A.LUCAS	1:58.184	1:58.184 (5)
6	5 I.GALAN	32.090	46 A.LUCAS	44.039	4 F.PALOMERA	42.765	6	4 F.PALOMERA	1:59.008	1:59.008 (6)
7	4 F.PALOMERA	32.144	4 F.PALOMERA	44.099	5 I.GALAN	42.861	7	5 I.GALAN	1:59.160	1:59.635 (8)
8	77 K.MARTINEZ	32.321	30 J.TURNER	44.164	78 H.MIGNOT	43.002	8	77 K.MARTINEZ	1:59.422	1:59.422 (7)
9	78 H.MIGNOT	32.457	5 I.GALAN	44.209	76 I.IBAÑEZ	43.105	9	78 H.MIGNOT	1:59.752	1:59.822 (9)
10	98 M.SIEBDRATH	32.553	78 H.MIGNOT	44.293	30 J.TURNER	43.110	10	30 J.TURNER	2:00.011	2:00.011 (10)
11	84 L.GUYAU	32.594	98 M.SIEBDRATH	44.485	77 K.MARTINEZ	43.156	11	98 M.SIEBDRATH	2:00.203	2:00.707 (12)
12	26 R.SANJUAN	32.691	17 E.DUQUIS	44.486	98 M.SIEBDRATH	43.165	12	84 L.GUYAU	2:00.415	2:00.416 (11)
13	30 J.TURNER	32.737	43 L.LOPEZ	44.507	44 M.PEREZ	43.186	13	44 M.PEREZ	2:00.620	2:00.965 (14)
14	44 M.PEREZ	32.817	84 L.GUYAU	44.557	17 E.DUQUIS	43.208	14	15 M.RAMOS	2:00.693	2:00.806 (13)
15	15 M.RAMOS	32.856	10 A.DUARTE	44.587	15 M.RAMOS	43.230	15	17 E.DUQUIS	2:01.000	2:01.000 (15)
16	10 A.DUARTE	32.871	15 M.RAMOS	44.607	84 L.GUYAU	43.264	16	76 I.IBAÑEZ	2:01.023	2:01.187 (17)
17	43 L.LOPEZ	32.941	44 M.PEREZ	44.617	26 R.SANJUAN	43.355	17	26 R.SANJUAN	2:01.085	2:01.112 (16)
18	9 E.KASSIGIAN	32.976	76 I.IBAÑEZ	44.728	18 M.TAMBURINI	43.584	18	10 A.DUARTE	2:01.288	2:01.365 (19)
19	29 R.TRUCHOT	33.181	9 E.KASSIGIAN	44.776	9 E.KASSIGIAN	43.610	19	9 E.KASSIGIAN	2:01.362	2:01.362 (18)
20	76 I.IBAÑEZ	33.190	26 R.SANJUAN	45.039	10 A.DUARTE	43.830	20	43 L.LOPEZ	2:01.466	2:01.466 (20)
21	17 E.DUQUIS	33.306	18 M.TAMBURINI	45.089	43 L.LOPEZ	44.018	21	18 M.TAMBURINI	2:02.083	2:02.131 (21)
22	18 M.TAMBURINI	33.410	29 R.TRUCHOT	45.484	69 F.BUJOSA	44.090	22	29 R.TRUCHOT	2:02.955	2:03.111 (22)
23	69 F.BUJOSA	33.639	69 F.BUJOSA	45.576	29 R.TRUCHOT	44.290	23	69 F.BUJOSA	2:03.305	2:03.424 (23)
24	33 L.BOYER	33.756	7 D.JIMENEZ	45.670	7 D.JIMENEZ	44.512	24	33 L.BOYER	2:04.498	2:04.987 (25)
25	55 M.SANCHEZ	33.793	33 L.BOYER	46.141	33 L.BOYER	44.601	25	7 D.JIMENEZ	2:04.773	2:04.817 (24)
26	11 O.CANTOS	33.998	11 O.CANTOS	46.811	11 O.CANTOS	45.466	26	11 O.CANTOS	2:06.275	2:06.510 (26)
27	34 J.HINOJOSA	34.140	71 C.CANO	49.946	55 M.SANCHEZ	47.666	27	55 M.SANCHEZ	2:12.379	
28	7 D.JIMENEZ	34.591	55 M.SANCHEZ	50.920	34 J.HINOJOSA	48.322	28	34 J.HINOJOSA	2:13.777	
29	71 C.CANO	35.295	34 J.HINOJOSA	51.315	71 C.CANO	49.494	29	71 C.CANO	2:14.735	





CIRCUITO DE NAVARRA 3.933 m.

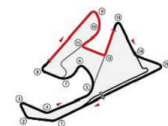
## PRE MOTO 3

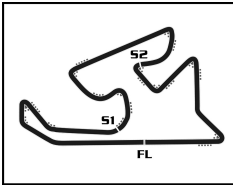
### ESBK - CTO. ESPAÑA DE VELOCIDAD

#### Después de ENT. LIBRES 1

Velocidad máxima del evento

Nº Piloto	Equipo	Moto	Clase	V.Max	Vit.	Sesión
45 ALEX LONGARELA	IGAXTEAM	BEON		202.6	4	ENT. LIBRES 1
70 IAROSLAV KARPUSHIN	FRANDO RACING VHC TEAM LIQUI MOLY	BEON		202.2	11	ENT. LIBRES 1
4 FRANCISCO JAVIER PALOMERA	MRE TALENT	BEON		201.9	10	ENT. LIBRES 1
46 ALVARO LUCAS	MRE TALENT	BEON		201.9	7	ENT. LIBRES 1
5 IGNACIO GALAN	TEAM IMPALA HONDA	BEON		201.1	6	ENT. LIBRES 1
18 MATHIAS TAMBURINI	IGAXTEAM	BEON		200.7	9	ENT. LIBRES 1
26 REMY SANJUAN	MÉCAPROJETS TEAM ADO	BEON		200.7	4	ENT. LIBRES 1
29 RANDY TRUCHOT	BS RACING TEAM	BEON		200.7	10	ENT. LIBRES 1
84 LORENZO GUYAU	JEG RACING	BEON		200.7	8	ENT. LIBRES 1
78 HENRI MIGNOT	BRS - BRECHON RACING SCHOOL	BEON		200.4	10	ENT. LIBRES 1
15 MARTIM MARCO RAMOS	H43 TEAM NOBBY	BEON		200.0	9	ENT. LIBRES 1
11 OLIVER CANTOS	ALMA RACING TEAM	BEON		198.9	7	ENT. LIBRES 1
44 MARK PEREZ	FAU55 RACING - FAMILY CASH	BEON		198.9	7	ENT. LIBRES 1
76 IZAN IBAÑEZ	BULTACO RACING	BULTACO		198.5	9	ENT. LIBRES 1
30 JEAN KENTO TURNER	MIGUEL OLIVEIRA RACING TEAM	BEON		198.2	4	ENT. LIBRES 1
69 FERNANDO BUJOSA	FRANDO RACING VHC TEAM LIQUI MOLY	BEON		197.8	9	ENT. LIBRES 1
55 MICHAEL LOUIE SANCHEZ	MRE TALENT	BEON		197.1	2	ENT. LIBRES 1
32 MARCOS LUDEÑA	ALM RACING	BEON		196.7	12	ENT. LIBRES 1
34 JACOBO HINOJOSA		BEON		196.4	2	ENT. LIBRES 1
71 CARLOS CANO	QRG MOTOR RACING			196.4	2	ENT. LIBRES 1
10 AFONSO DUARTE	MIGUEL OLIVEIRA RACING TEAM	BEON		196.0	12	ENT. LIBRES 1
17 ENZO DUPUIS	BRS - BRECHON RACING SCHOOL	BEON		194.6	10	ENT. LIBRES 1
98 MIKA SIEBDRATH	SUPERHUGO 44 TEAM	MIR RACING		193.2	3	ENT. LIBRES 1
43 LUIS MIGUEL LOPEZ	MIR RACING	MIR RACING		192.5	7	ENT. LIBRES 1
77 KERMAN DAVID MARTINEZ	CUNA DE CAMPEONES	MIR RACING		192.5	12	ENT. LIBRES 1
35 MIGUEL BERNAL	TEAM ANDIFER-MDR	BEON		192.2	6	ENT. LIBRES 1
7 DAVID JIMENEZ	MDR COMPETICIÓN	BEON		191.2	5	ENT. LIBRES 1
9 ELLIOT KASSIGIAN	MECAPROJETS TEAM	ERDOG		190.5	11	ENT. LIBRES 1
33 LUCAS BOYER	BS RACING	BEON		188.2	4	ENT. LIBRES 1
54 QUENTIN GODEFROY	ERDOG - STORM RACING	ERDOG		147.9	1	ENT. LIBRES 1



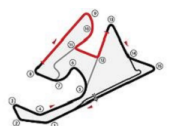



**PRE MOTO 3**  
**ESBK - CTO. ESPAÑA DE VELOCIDAD**  
**ENT. LIBRES 1**

CIRCUITO DE NAVARRA 3.933 m.

**Secuencia de vueltas rápidas**

T. Sesión	Nº Piloto	Equipo	Moto	Clase	Tiempo	Km/h	Vlt.
18:03.850	<b>43</b> LUIS MIGUEL LOPEZ	MIR RACING	MIR RACING		<b>2:06.265</b>	112.1	4
18:13.023	<b>46</b> ALVARO LUCAS	MRE TALENT	BEON		<b>2:04.573</b>	113.7	4
20:09.766	<b>45</b> ALEX LONGARELA	IGAXTEAM	BEON		<b>2:04.418</b>	113.8	3
20:14.618	<b>46</b> ALVARO LUCAS	MRE TALENT	BEON		<b>2:01.595</b>	116.4	5
22:13.967	<b>46</b> ALVARO LUCAS	MRE TALENT	BEON		<b>1:59.349</b>	118.6	6
24:12.151	<b>46</b> ALVARO LUCAS	MRE TALENT	BEON		<b>1:58.184</b>	119.8	7
28:08.739	<b>45</b> ALEX LONGARELA	IGAXTEAM	BEON		<b>1:57.484</b>	120.5	7
30:05.734	<b>45</b> ALEX LONGARELA	IGAXTEAM	BEON		<b>1:56.995</b>	121.0	8





**PRE MOTO 3**  
**ESBK - CTO. ESPAÑA DE VELOCIDAD**  
**ENT. LIBRES 1**

**Vuelta a vuelta**

— Vuelta invalidada


■ Mejor Personal

■ Mejor de la sesión

■ Cruzando por el pit lane

Vlt.	Tiempo	Sector 1	Sector 2	Sector 3	V.Max	T. Sesión	Vlt.	Tiempo	Sector 1	Sector 2	Sector 3	V.Max	T. Sesión		
<b>4</b>	<b>FRANCISCO JAVIER PALOMERA</b>						ESP	<b>10</b>	<b>AFONSO DUARTE</b>						POR
	MRE TALENT						BEON		MIGUEL OLIVEIRA RACING TEAM						BEON
1	3:56.966	2:16.036	52.544	48.386	143.8	3:56.966	1	3:34.650	1:55.527	51.332	47.791	133.8	3:34.650		
2	<b>9:57.186 B</b>					193.5	13:54.152	2	<b>10:32.486 B</b>	35.371			193.9	14:07.136	
3	2:17.924	42.412	48.993	46.519	152.5	16:12.076	3	2:20.436	42.053	50.691	47.692	154.9	16:27.572		
4	2:07.501	34.295	47.681	45.525	195.3	18:19.577	4	2:09.068	34.846	47.899	46.323	192.5	18:36.640		
5	2:05.496	33.894	46.935	44.667	195.7	20:25.073	5	2:07.217	34.447	46.900	45.870	194.6	20:43.857		
6	2:05.798	34.999	46.214	44.585	196.0	22:30.871	6	2:06.157	34.075	46.741	45.341	193.2	22:50.014		
7	2:05.465	36.270	45.360	43.835	196.0	24:36.336	7	2:05.039	34.119	46.003	44.917	194.2	24:55.053		
8	2:01.908	32.992	45.154	43.762	196.0	26:38.244	8	2:03.503	33.498	45.455	44.550	194.9	26:58.556		
9	2:02.750	33.282	45.017	44.451	196.0	28:40.994	9	2:02.735	33.091	45.220	44.424	194.9	29:01.291		
10	2:02.082	33.720	44.810	43.552	201.9	30:43.076	10	2:02.172	33.391	44.757	44.024	193.5	31:03.463		
11	2:00.797	32.833	44.666	43.298	196.7	32:43.873	11	2:02.894	34.362	44.702	<b>43.830</b>	194.2	33:06.357		
12	2:00.179	32.656	44.325	43.198	197.1	34:44.052	12	<b>2:01.365</b>	<b>32.871</b>	<b>44.587</b>	43.907	196.0	35:07.722		
13	<b>1:59.008</b>	<b>32.144</b>	<b>44.099</b>	<b>42.765</b>	197.8	36:43.060									
<b>5</b>	<b>IGNACIO GALAN</b>						ESP	<b>11</b>	<b>OLIVER CANTOS</b>						ESP
	TEAM IMPALA HONDA						BEON		ALMA RACING TEAM						BEON
1	4:06.060	2:25.802	52.732	47.526	150.0	4:06.060	1	3:20.436	1:31.054	57.143	52.239	132.7	3:20.436		
2	<b>10:08.344 B</b>					180.9	14:14.404	2	<b>10:54.300 B</b>	36.986			191.5	14:14.736	
3	2:20.756	45.061	49.706	45.989	142.5	16:35.160	3	2:28.253	45.474	52.585	50.194	142.5	16:42.989		
4	2:05.211	34.490	46.169	44.552	192.2	18:40.371	4	2:15.592	36.304	50.040	49.248	195.3	18:58.581		
5	2:04.967	34.535	46.120	44.312	194.6	20:45.338	5	2:13.916	35.628	49.596	48.692	195.3	21:12.497		
6	2:02.762	33.594	45.572	43.596	201.1	22:48.100	6	2:12.464	35.266	49.237	47.961	193.5	23:24.961		
7	2:01.425	32.814	45.177	43.434	194.6	24:49.525	7	2:09.741	34.261	48.121	47.359	198.9	25:34.702		
8	<b>1:59.635</b>	32.308	<b>44.209</b>	43.118	194.6	26:49.160	8	2:07.275	<b>33.998</b>	46.973	46.304	196.0	27:41.977		
9	1:59.765	32.564	44.340	<b>42.861</b>	195.7	28:48.925	9	2:09.374	34.684	47.611	47.079	196.7	29:51.351		
<b>7</b>	<b>DAVID JIMENEZ</b>						ESP	<b>15</b>	<b>MARTIM MARCO RAMOS</b>						POR
	MDR COMPETICIÓN						BEON		H43 TEAM NOBBY						BEON
1	3:52.303	2:06.643	55.746	49.914	125.3	3:52.303	1	3:54.396	2:14.281	50.922	49.193	126.6	3:54.396		
2	<b>10:22.717 B</b>					168.5	14:15.020	2	<b>10:15.570 B</b>				180.9	14:09.966	
3	2:26.610	46.467	51.927	48.216	125.4	16:41.630	3	2:19.986	41.423	50.148	48.415	148.1	16:29.952		
4	2:12.174	36.137	49.646	46.391	176.8	18:53.804	4	2:09.634	35.193	47.512	46.929	190.8	18:39.586		
5	2:10.091	35.412	48.539	46.140	191.2	21:03.895	5	2:09.855	35.646	48.405	45.804	189.8	20:49.441		
6	2:17.221	41.063	50.247	45.911	189.1	23:21.116	6	2:05.179	34.214	46.456	44.509	195.7	22:54.620		
7	2:09.397	35.882	48.044	45.471	188.8	25:30.513	7	2:03.118	33.502	45.500	44.116	197.4	24:57.738		
8	2:09.049	35.533	47.567	45.949	186.2	27:39.562	8	2:01.961	33.259	45.128	43.574	198.2	26:59.699		
9	2:29.290 B	35.850	48.820	1:04.620	176.2	30:08.852	9	2:02.420	<b>32.856</b>	45.031	44.533	200.0	29:02.119		
10	2:16.946	43.913	47.869	45.164	122.7	32:25.798	10	2:01.643	32.945	44.728	43.970	197.4	31:03.762		
11	<b>2:04.817</b>	34.635	<b>45.670</b>	<b>44.512</b>	191.2	34:30.615	11	<b>2:00.806</b>	32.969	<b>44.607</b>	<b>43.230</b>	199.3	33:04.568		
12	2:05.515	<b>34.591</b>	46.270	44.654	191.2	36:36.130	12	2:01.643	33.244	44.700	43.699	196.7	35:06.211		
<b>9</b>	<b>ELLIOT KASSIGIAN</b>						FRA	<b>17</b>	<b>ENZO DUPUIS</b>						FRA
	MECAPROJETS TEAM						ERDOG		BRS - BRECHON RACING SCHOOL						BEON
1	<b>14:18.182 B</b>	4:19.631				124.9	14:18.182	1	4:04.572	2:24.147	52.273	48.152	144.2	4:04.572	
2	2:25.154	44.437	52.401	48.316	132.2	16:43.336	2	<b>10:11.302 B</b>				183.1	14:15.874		
3	2:13.738	36.699	49.545	47.494	184.3	18:57.074	3	2:20.958	43.993	50.743	46.222	139.9	16:36.832		
4	2:08.089	34.923	47.351	45.815	184.0	21:05.163	4	2:08.248	35.130	47.812	45.306	193.5	18:45.080		
5	2:07.093	34.813	46.745	45.535	188.5	23:12.256	5	2:06.408	34.608	46.964	44.836	189.5	20:51.488		
6	2:04.943	34.207	46.051	44.685	186.2	25:17.199	6	2:04.929	34.006	46.372	44.551	192.2	22:56.417		
7	2:03.710	33.816	45.779	44.115	186.9	27:20.909	7	2:04.197	34.012	45.943	44.242	192.5	25:00.614		
8	2:02.868	33.446	45.354	44.068	188.2	29:23.777	8	2:06.287	36.081	45.893	44.313	191.2	27:06.901		
9	2:03.767	34.463	45.335	43.969	189.1	31:27.544	9	2:02.849	33.767	45.273	43.809	191.5	29:09.750		
10	2:01.655	33.182	44.788	43.685	188.2	33:29.199									
11	<b>2:01.362</b>	<b>32.976</b>	<b>44.776</b>	<b>43.610</b>	190.5	35:30.561									





# PRE MOTO 3 ESBK - CTO. ESPAÑA DE VELOCIDAD ENT. LIBRES 1

Vuelta a vuelta

— Vuelta invalidada    ■ Mejor Personal    ■ Mejor de la sesión    ■ Cruzando por el pit lane

Vlt.	Tiempo	Sector 1	Sector 2	Sector 3	V.Max	T. Sesión	Vlt.	Tiempo	Sector 1	Sector 2	Sector 3	V.Max	T. Sesión
10	2:01.736	33.572	44.837	43.327	194.6	31:11.486	9	2:02.702	33.314	45.134	44.254	196.7	28:56.859
11	<span style="background-color: green;">2:01.000</span>	<span style="background-color: green;">33.306</span>	<span style="background-color: green;">44.486</span>	<span style="background-color: green;">43.208</span>	192.9	33:12.486	10	2:03.317	33.517	45.551	44.249	194.9	31:00.176
12	2:01.913	33.457	44.909	43.547	193.5	35:14.399	11	2:00.970	33.032	44.673	43.265	198.2	33:01.146
							12	<span style="background-color: green;">2:00.011</span>	<span style="background-color: green;">32.737</span>	<span style="background-color: green;">44.164</span>	<span style="background-color: green;">43.110</span>	197.4	35:01.157

18		MATHIAS TAMBURINI					ITA	
IGAXTEAM							BEON	
1	15:21.373	<span style="color: blue;">B</span>	3:28.297	53.863	...	124.4	15:21.373	
2	2:30.014		46.728	53.473	49.813	124.4	17:51.387	
3	2:17.793		38.414	51.185	48.194	161.4	20:09.180	
4	2:09.715		35.749	47.941	46.025	179.7	22:18.895	
5	2:09.829		35.398	48.152	46.279	193.2	24:28.724	
6	2:06.932		34.810	47.484	44.638	196.4	26:35.656	
7	2:05.119		34.141	46.546	44.432	200.4	28:40.775	
8	2:04.173		34.354	46.069	43.750	197.8	30:44.948	
9	2:02.382		<span style="background-color: green;">33.410</span>	45.159	43.813	200.7	32:47.330	
10	<span style="background-color: green;">2:02.131</span>		33.458	<span style="background-color: green;">45.089</span>	<span style="background-color: green;">43.584</span>	199.3	34:49.461	
11	2:05.901		33.793	46.560	45.548	200.7	36:55.362	

26		REMY SANJUAN					FRA	
MÉCAPROJETS TEAM ADO							BEON	
1	3:17.799		1:37.111	52.047	48.641	136.4	3:17.799	
2	<span style="background-color: blue;">10:53.300</span>	<span style="color: blue;">B</span>	35.200			191.8	14:11.099	
3	2:16.605		41.519	49.473	45.613	144.6	16:27.704	
4	2:04.770		33.893	46.633	44.244	200.7	18:32.474	
5	2:04.265		33.675	46.033	44.557	199.6	20:36.739	
6	2:03.797		33.576	45.921	44.300	199.6	22:40.536	
7	2:04.228		33.967	45.794	44.467	198.2	24:44.764	
8	2:03.402		33.591	45.552	44.259	197.4	26:48.166	
9	2:02.454		33.260	45.481	43.713	197.8	28:50.620	
10	2:01.828		32.935	45.170	43.723	200.4	30:52.448	
11	<span style="background-color: green;">2:01.112</span>		<span style="background-color: green;">32.691</span>	<span style="background-color: green;">45.039</span>	43.382	199.6	32:53.560	
12	2:01.343		32.892	45.096	<span style="background-color: green;">43.355</span>	198.2	34:54.903	
13	2:05.323		34.089	47.856	43.378	197.4	37:00.226	

29		RANDY TRUCHOT					FRA	
BS RACING TEAM							BEON	
1	<span style="background-color: blue;">13:57.313</span>	<span style="color: blue;">B</span>	3:08.961	53.151	9:55.201	137.8	13:57.313	
2	2:21.014		42.059	51.282	47.673	162.4	16:18.327	
3	2:10.460		34.927	49.170	46.363	194.9	18:28.787	
4	2:08.029		34.436	47.732	45.861	194.9	20:36.816	
5	2:05.151		33.943	46.468	44.740	196.4	22:41.967	
6	2:05.226		34.049	46.323	44.854	196.4	24:47.193	
7	2:04.322		33.823	45.924	44.575	196.0	26:51.515	
8	2:04.065		<span style="background-color: green;">33.181</span>	46.154	44.730	196.7	28:55.580	
9	2:04.121		34.137	45.694	<span style="background-color: green;">44.290</span>	196.7	30:59.701	
10	<span style="background-color: green;">2:03.111</span>		33.190	<span style="background-color: green;">45.484</span>	44.437	200.7	33:02.812	

30		JEAN KENTO TURNER					JPN	
MIGUEL OLIVEIRA RACING TEAM							BEON	
1	3:34.290		1:52.922	53.060	48.308	158.6	3:34.290	
2	<span style="background-color: blue;">10:33.230</span>	<span style="color: blue;">B</span>	35.518			194.2	14:07.520	
3	2:21.853		45.411	49.453	46.989	155.4	16:29.373	
4	2:07.366		34.441	47.187	45.738	198.2	18:36.739	
5	2:04.658		33.882	46.040	44.736	196.0	20:41.397	
6	2:04.664		33.620	46.340	44.704	196.7	22:46.061	
7	2:04.833		34.353	46.128	44.352	197.4	24:50.894	
8	2:03.263		33.321	45.446	44.496	188.5	26:54.157	

32		MARCOS LUDEÑA					ESP	
ALM RACING							BEON	
1	3:08.783		1:23.047	53.493	52.243	135.2	3:08.783	
2	<span style="background-color: blue;">11:00.583</span>	<span style="color: blue;">B</span>	34.456			194.9	14:09.366	
3	2:15.736		40.999	49.172	45.565	161.7	16:25.102	
4	2:05.059		34.218	46.269	44.572	194.6	18:30.161	
5	2:02.696		33.368	45.472	43.856	196.4	20:32.857	
6	2:00.693		32.931	44.544	43.218	196.0	22:33.550	
7	1:59.984		32.696	44.139	43.149	194.9	24:33.534	
8	1:59.781		32.457	44.324	43.000	195.3	26:33.315	
9	1:58.491		32.516	43.445	42.530	194.6	28:31.806	
10	1:58.114		32.162	43.442	42.510	194.6	30:29.920	
11	1:57.668		32.224	<span style="background-color: green;">43.082</span>	42.362	195.3	32:27.588	
12	1:58.311		32.345	43.393	42.573	196.7	34:25.899	
13	<span style="background-color: green;">1:57.318</span>		<span style="background-color: green;">32.050</span>	43.133	<span style="background-color: green;">42.135</span>	196.0	36:23.217	


33		LUCAS BOYER					FRA	
BS RACING							BEON	
1	<span style="background-color: blue;">14:11.937</span>	<span style="color: blue;">B</span>				69.3	14:11.937	
2	2:27.783		47.404	52.477	47.902	126.6	16:39.720	
3	2:09.571		35.841	47.959	45.771	182.1	18:49.291	
4	2:06.969		34.683	47.071	45.215	188.2	20:56.260	
5	2:07.043		34.459	47.344	45.240	184.0	23:03.303	
6	2:06.506		34.234	46.482	45.790	186.5	25:09.809	
7	2:05.885		34.289	46.221	45.375	187.8	27:15.694	
8	2:06.224		34.706	46.470	45.048	183.4	29:21.918	
9	2:12.239		34.061	53.098	45.080	186.9	31:34.157	
10	2:17.191		<span style="background-color: green;">33.756</span>	<span style="background-color: green;">46.141</span>	57.294	187.5	33:51.348	
11	<span style="background-color: green;">2:04.987</span>		34.114	46.272	<span style="background-color: green;">44.601</span>	184.6	35:56.335	

34		JACOBO HINOJOSA					ESP	
							BEON	
1	3:07.769		1:28.132	<span style="background-color: green;">51.315</span>	<span style="background-color: green;">48.322</span>	136.5	3:07.769	

35		MIGUEL BERNAL					ESP	
TEAM ANDIFER-MDR							BEON	
1	4:02.654		2:23.132	52.174	47.348	136.4	4:02.654	
2	<span style="background-color: blue;">10:13.418</span>	<span style="color: blue;">B</span>				191.8	14:16.072	
3	2:18.049		42.781	49.405	45.863	139.5	16:34.121	
4	2:06.041		34.070	46.890	45.081	190.5	18:40.162	
5	2:04.788		33.910	46.634	44.244	191.8	20:44.950	
6	2:03.509		33.643	46.126	43.740	192.2	22:48.459	
7	2:02.289		32.908	45.470	43.911	191.8	24:50.748	
8	1:59.956		32.332	44.275	43.349	191.5	26:50.704	
9	1:59.896		32.199	44.341	43.356	191.2	28:50.600	
10	1:59.854		32.394	44.280	43.180	191.5	30:50.454	
11	1:58.693		32.106	43.953	42.634	190.1	32:49.147	
12	<span style="background-color: green;">1:57.726</span>		<span style="background-color: green;">31.839</span>	<span style="background-color: green;">43.346</span>	<span style="background-color: green;">42.541</span>	191.5	34:46.873	

43		LUIS MIGUEL LOPEZ					ESP	
MIR RACING							MIR RACING	
1	3:05.531		1:24.773	52.434	48.324	145.7	3:05.531	



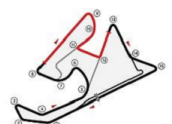


PRE MOTO 3  
ESBK - CTO. ESPAÑA DE VELOCIDAD  
ENT. LIBRES 1


Vuelta a vuelta

— Vuelta invalidada    ■ Mejor Personal    ■ Mejor de la sesión    B Cruzando por el pit lane

Vlt.	Tiempo	Sector 1	Sector 2	Sector 3	V.Max	T. Sesión	Vlt.	Tiempo	Sector 1	Sector 2	Sector 3	V.Max	T. Sesión
<b>44</b> MARK PEREZ ESP													
FAU55 RACING - FAMILY CASH BEON													
1	16:30.031	...	50.747	46.906	147.3	16:30.031	6	2:05.676	34.177	46.456	45.043	191.2	25:56.002
2	2:09.378	35.576	47.392	46.410	185.9	18:39.409	7	2:05.788	34.455	46.304	45.029	190.1	28:01.790
3	2:09.569	34.205	49.477	45.887	194.2	20:48.978	8	2:04.098	33.815	45.851	44.432	190.8	30:05.888
4	2:04.514	33.937	46.239	44.338	191.8	22:53.492	9	2:04.479	34.181	45.711	44.587	197.8	32:10.367
5	2:03.487	33.834	45.615	44.038	195.3	24:56.979	10	2:03.663	33.733	45.576	44.354	191.8	34:14.030
6	2:02.094	33.472	44.986	43.636	195.3	26:59.073	11	2:03.424	33.639	45.695	44.090	193.2	36:17.454
7	2:03.591	33.140	44.911	45.540	198.9	29:02.664							
8	2:01.193	32.817	44.634	43.742	197.1	31:03.857							
9	2:00.965	33.162	44.617	43.186	192.9	33:04.822							
10	2:01.457	33.393	44.639	43.425	193.2	35:06.279							
<b>45</b> ALEX LONGARELA ESP													
IGAXTEAM BEON													
1	15:48.986	3:27.629	53.679	...	147.3	15:48.986							
2	2:16.362	41.477	48.937	45.948	159.3	18:05.348							
3	2:04.418	33.890	46.552	43.976	192.9	20:09.766							
4	2:02.759	34.407	44.908	43.444	202.6	22:12.525							
5	2:00.202	32.449	45.087	42.666	202.2	24:12.727							
6	1:58.528	32.200	43.840	42.488	201.9	26:11.255							
7	1:57.484	32.080	43.245	42.159	201.1	28:08.739							
8	1:56.995	31.919	43.047	42.029	200.0	30:05.734							
<b>46</b> ALVARO LUCAS ESP													
MRE TALENT BEON													
1	3:27.446	1:42.760	55.891	48.795	157.9	3:27.446							
2	10:27.689	34.076	...	...	197.1	13:55.135							
3	2:13.315	39.168	48.093	46.054	163.6	16:08.450							
4	2:04.573	33.378	46.802	44.393	198.5	18:13.023							
5	2:01.595	32.576	45.259	43.760	198.9	20:14.618							
6	1:59.349	32.061	44.512	42.776	200.7	22:13.967							
7	1:58.184	31.729	44.039	42.416	201.9	24:12.151							
<b>55</b> MICHAEL LOUIE SANCHEZ USA													
MRE TALENT BEON													
1	3:24.584	1:45.998	50.920	47.666	154.7	3:24.584							
<b>69</b> FERNANDO BUJOSA ESP													
FRANCO RACING VHC TEAM LIQUI BEON													
1	14:47.117	...	...	...	103.1	14:47.117							
2	2:30.167	46.402	54.352	49.413	150.4	17:17.284							
3	2:13.460	36.519	49.798	47.143	186.5	19:30.744							
4	2:10.698	35.847	48.653	46.198	188.2	21:41.442							
5	2:08.884	35.213	48.149	45.522	189.8	23:50.326							
<b>70</b> IAROSLAV KARPUSHIN EST													
FRANCO RACING VHC TEAM LIQUI BEON													
1	14:51.190	...	...	...	139.2	14:51.190							
2	2:23.243	42.537	53.295	47.411	152.5	17:14.433							
3	2:06.410	34.268	47.524	44.618	196.4	19:20.843							
4	2:02.088	32.885	45.464	43.739	199.6	21:22.931							
5	2:01.605	32.520	45.059	44.026	201.1	23:24.536							
6	2:02.042	32.631	46.043	43.368	200.7	25:26.578							
7	1:59.183	31.996	44.441	42.746	201.1	27:25.761							
8	1:58.451	31.725	44.040	42.686	201.1	29:24.212							
9	2:01.026	33.269	44.517	43.240	199.3	31:25.238							
10	1:58.075	31.712	43.779	42.584	200.0	33:23.313							
11	1:58.720	31.800	43.901	43.019	202.2	35:22.033							
<b>71</b> CARLOS CANO ESP													
QRG MOTOR RACING													
1	3:07.004	1:27.564	49.946	49.494	109.5	3:07.004							
<b>76</b> IZAN IBAÑEZ ESP													
BULTACO RACING BULTACO													
1	3:53.407	2:13.564	51.693	48.150	142.5	3:53.407							
2	10:15.837	...	...	...	182.7	14:09.244							
3	2:16.796	41.581	49.397	45.818	157.9	16:26.040							
4	2:07.741	35.283	47.605	44.853	190.5	18:33.781							
5	2:06.231	34.782	46.895	44.554	192.5	20:40.012							
6	2:05.649	34.678	46.474	44.497	192.9	22:45.661							
7	2:05.544	34.516	46.636	44.392	192.5	24:51.205							
8	2:03.339	33.842	45.571	43.926	197.1	26:54.544							
9	2:02.109	33.394	45.087	43.628	198.5	28:56.653							
10	2:01.847	33.549	44.728	43.570	197.4	30:58.500							
11	2:01.806	33.190	45.099	43.517	196.0	33:00.306							
12	2:01.187	33.331	44.751	43.105	185.6	35:01.493							
<b>77</b> KERMAN DAVID MARTINEZ VEN													
CUNA DE CAMPEONES MIR RACING													
1	3:07.153	1:28.300	50.645	48.208	126.5	3:07.153							
2	10:53.704	...	...	...	186.2	14:00.857							
3	2:15.454	39.857	48.690	46.907	156.3	16:16.311							
4	2:08.729	35.040	47.619	46.070	187.2	18:25.040							
5	2:06.395	34.442	46.614	45.339	184.6	20:31.435							
6	2:04.483	33.642	46.147	44.694	187.5	22:35.918							
7	2:03.163	33.488	45.429	44.246	187.8	24:39.081							
8	2:02.705	33.396	45.201	44.108	188.2	26:41.786							
9	2:01.526	33.093	44.760	43.673	188.2	28:43.312							
10	2:01.392	32.795	44.974	43.623	190.1	30:44.704							
11	2:00.377	32.847	44.135	43.395	191.5	32:45.081							
12	2:00.010	32.489	44.182	43.339	192.5	34:45.091							
13	1:59.422	32.321	43.945	43.156	192.5	36:44.513							







## PRE MOTO 3 ESBK - CTO. ESPAÑA DE VELOCIDAD ENT. LIBRES 1

Vuelta a vuelta

— Vuelta invalidada

■ Mejor Personal

■ Mejor de la sesión

■ Cruzando por el pit lane

Vlt.	Tiempo	Sector 1	Sector 2	Sector 3	V.Max	T. Sesión	Vlt.	Tiempo	Sector 1	Sector 2	Sector 3	V.Max	T. Sesión
<b>78</b>	<b>HENRI MIGNOT</b> FRA												
	BRS - BRECHON RACING SCHOOL						BEON						
1	3:29.061	1:49.612	50.917	48.532	150.6	3:29.061							
2	<b>10:45.667 B</b>	34.802			193.9	14:14.728							
3	2:20.474	43.818	49.645	47.011	154.5	16:35.202							
4	2:06.842	33.904	47.388	45.550	197.1	18:42.044							
5	2:06.808	33.569	46.918	46.321	196.7	20:48.852							
6	2:03.469	33.141	45.953	44.375	195.3	22:52.321							
7	2:02.610	32.718	45.816	44.076	194.6	24:54.931							
8	2:01.703	32.774	45.034	43.895	194.6	26:56.634							
9	2:00.765	<b>32.457</b>	44.876	43.432	197.8	28:57.399							
10	2:02.533	33.380	45.439	43.714	200.4	30:59.932							
11	2:00.242	32.559	44.681	<b>43.002</b>	198.2	33:00.174							
12	<b>1:59.822</b>	32.469	<b>44.293</b>	43.060	198.2	34:59.996							
13	2:12.320	37.919	49.661	44.740	195.3	37:12.316							
<b>84</b>	<b>LORENZO GUYAU</b> FRA												
	JEG RACING						BEON						
1	3:16.213	1:37.972	50.784	47.457	136.4	3:16.213							
2	<b>11:01.220 B</b>	34.813			188.8	14:17.433							
3	2:16.751	42.194	49.000	45.557	136.0	16:34.184							
4	2:05.741	34.264	46.320	45.157	193.9	18:39.925							
5	2:04.743	33.979	46.215	44.549	193.9	20:44.668							
6	2:03.535	33.615	45.720	44.200	199.6	22:48.203							
7	2:03.337	33.344	45.937	44.056	190.5	24:51.540							
8	2:02.730	33.676	45.120	43.934	200.7	26:54.270							
9	2:01.764	32.846	44.989	43.929	199.3	28:56.034							
10	2:01.878	33.473	44.806	43.599	198.2	30:57.912							
11	2:00.548	32.610	<b>44.557</b>	43.381	197.1	32:58.460							
12	<b>2:00.416</b>	<b>32.594</b>	44.558	<b>43.264</b>	197.1	34:58.876							
13	2:00.630	32.678	44.684	43.268	197.8	36:59.506							
<b>98</b>	<b>MIKA SIEBDRATH</b> GER												
	SUPERHUGO 44 TEAM						MIR RACING						
1	16:31.290	...	50.410	47.326	146.9	16:31.290							
2	2:08.664	34.541	47.614	46.509	190.1	18:39.954							
3	2:05.983	34.509	47.011	44.463	193.2	20:45.937							
4	2:04.275	33.192	46.256	44.827	193.2	22:50.212							
5	2:03.413	33.751	45.522	44.140	193.2	24:53.625							
6	2:02.132	33.092	45.086	43.954	190.1	26:55.757							
7	2:01.474	32.687	44.715	44.072	190.8	28:57.231							
8	2:02.036	33.291	45.036	43.709	193.2	30:59.267							
9	2:00.710	<b>32.553</b>	44.636	43.521	190.8	32:59.977							
10	<b>2:00.707</b>	33.057	<b>44.485</b>	<b>43.165</b>	191.2	35:00.684							

